



US00D791934S

(12) **United States Design Patent** (10) **Patent No.:** **US D791,934 S**
Lehrman et al. (45) **Date of Patent:** **** Jul. 11, 2017**

(54) **DISPOSABLE WASTE CONTAINMENT RECEPTACLE**

(71) Applicant: **Vomex LLC**, Coral Gables, FL (US)

(72) Inventors: **Jeffrey E. Lehrman**, Miami, FL (US);
Jose Pereda, Miami, FL (US)

(73) Assignee: **VOMEX LLC**, Coral Gables, FL (US)

(**) Term: **15 Years**

(21) Appl. No.: **29/533,374**

(22) Filed: **Jul. 16, 2015**

(51) **LOC (10) Cl.** **24-04**

(52) **U.S. Cl.**
USPC **D24/121**

(58) **Field of Classification Search**
USPC D24/121-123, 117, 224; D23/276, 295,
D23/302, 274, 309, 200; 4/450-460,
4/144.1-144.4, DIG. 5; 600/573, 574;
604/329, 317, 318, 334
CPC A61G 9/00; A61G 9/006; A61G 9/003
See application file for complete search history.

(56) **References Cited**

U.S. PATENT DOCUMENTS

5,105,997 A * 4/1992 Wakabayashi B65B 39/001
222/494
5,114,044 A * 5/1992 Spanek, Jr. A21C 15/005
222/568
D374,281 S * 10/1996 Markles D24/122
6,186,990 B1 2/2001 Chen
D499,482 S * 12/2004 Gugliotta D24/122

7,029,463 B1 4/2006 Estudillo
D527,101 S * 8/2006 Fernandez D24/122
7,308,989 B2 12/2007 Zheng
D560,816 S * 1/2008 Talmer D24/224
D567,960 S * 4/2008 Laugharn, Jr. D24/224
D602,156 S * 10/2009 Young D24/122
D617,895 S * 6/2010 Aguila D23/309
7,815,372 B2 10/2010 Stanton
7,988,681 B2 8/2011 McGarity
D650,902 S * 12/2011 Lopez, Jr. D24/122
9,016,505 B2 * 4/2015 Canegallo B65D 51/226
220/258.4
D731,052 S * 6/2015 Doerr D24/121
D735,849 S * 8/2015 Rudolph D24/122
2008/0310767 A1 12/2008 Engel

* cited by examiner

Primary Examiner — David Muller

(74) *Attorney, Agent, or Firm* — Andrews Kurth Kenyon LLP


(57) **CLAIM**

The ornamental design for a disposable waste containment receptacle, as shown and described.

DESCRIPTION

FIG. 1 is a perspective view of a disposable waste containment receptacle of our new design;
 FIG. 2 is a front view thereof;
 FIG. 3 is a side view thereof;
 FIG. 4 is a top view thereof; and,
 FIG. 5 is a bottom view thereof.
 The receptacle is shown with a symbolic break in its length. The appearance of any portion of the article between the break lines forms no part of the claimed design.

1 Claim, 5 Drawing Sheets






FIG. 1

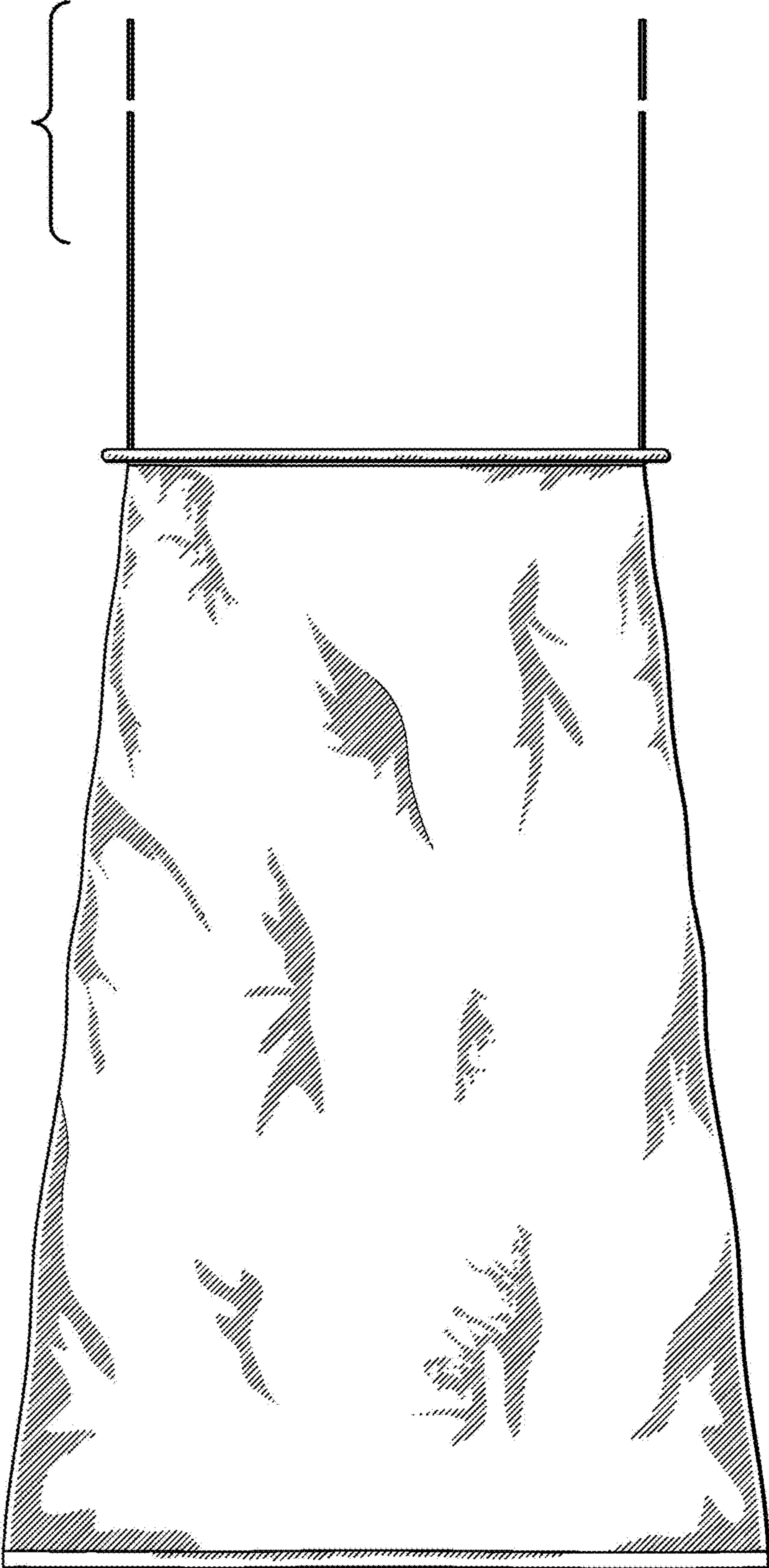


FIG. 2

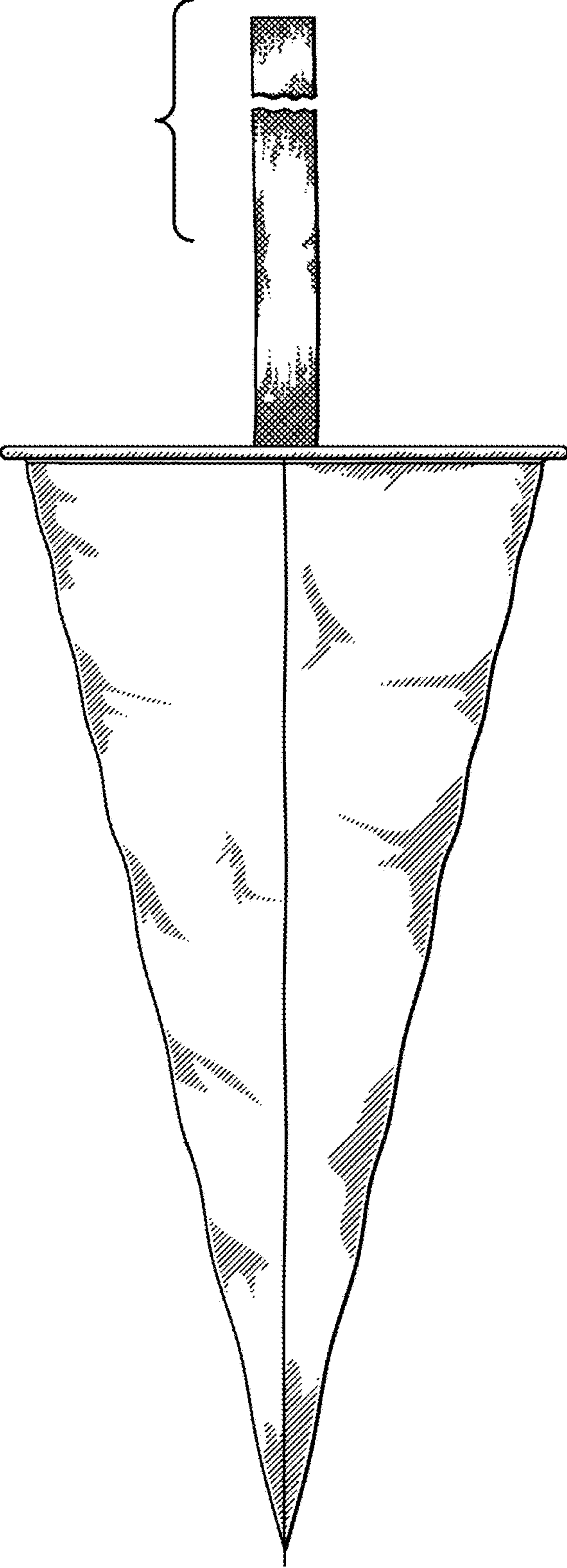


FIG. 3

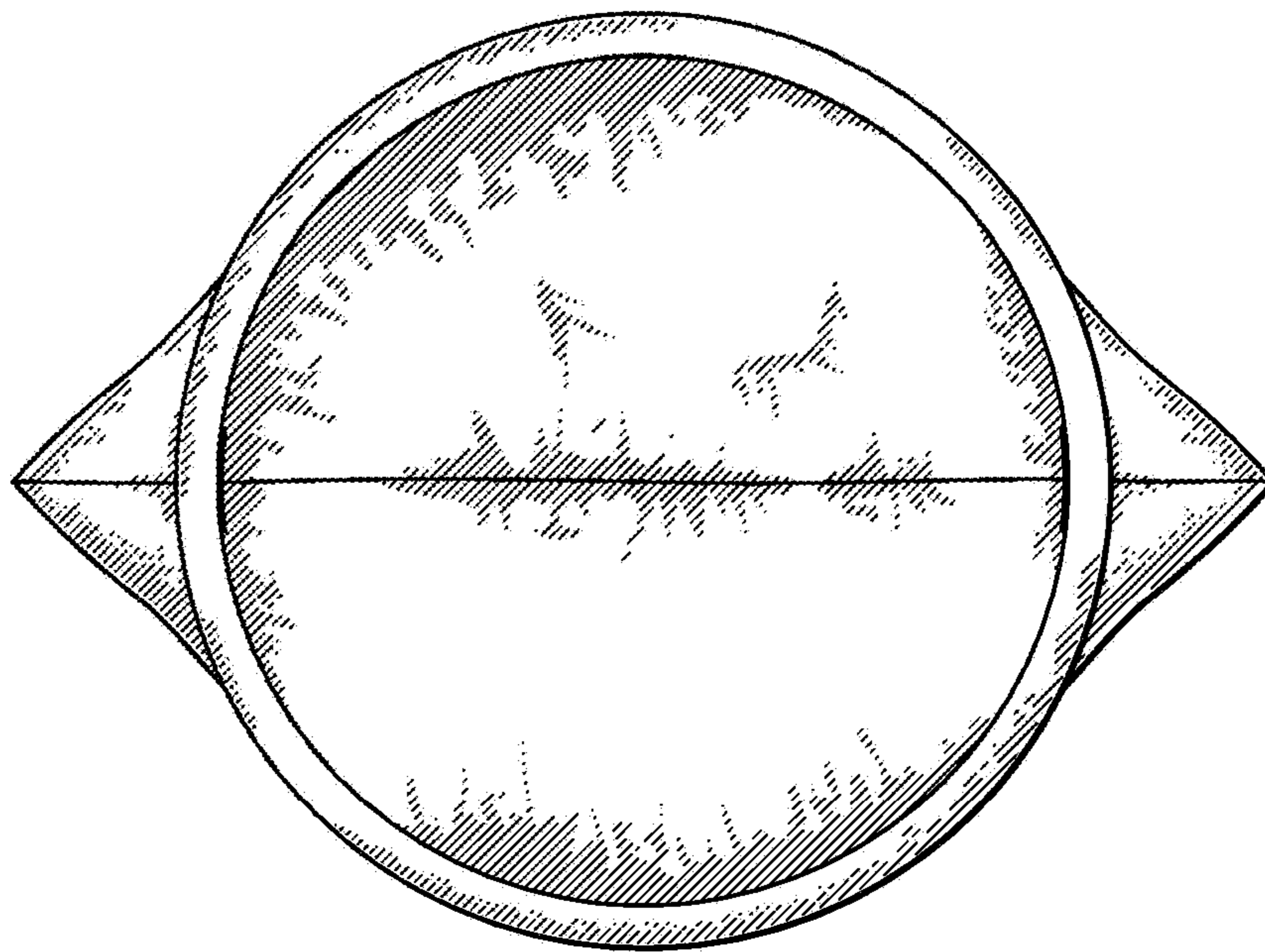


FIG. 4

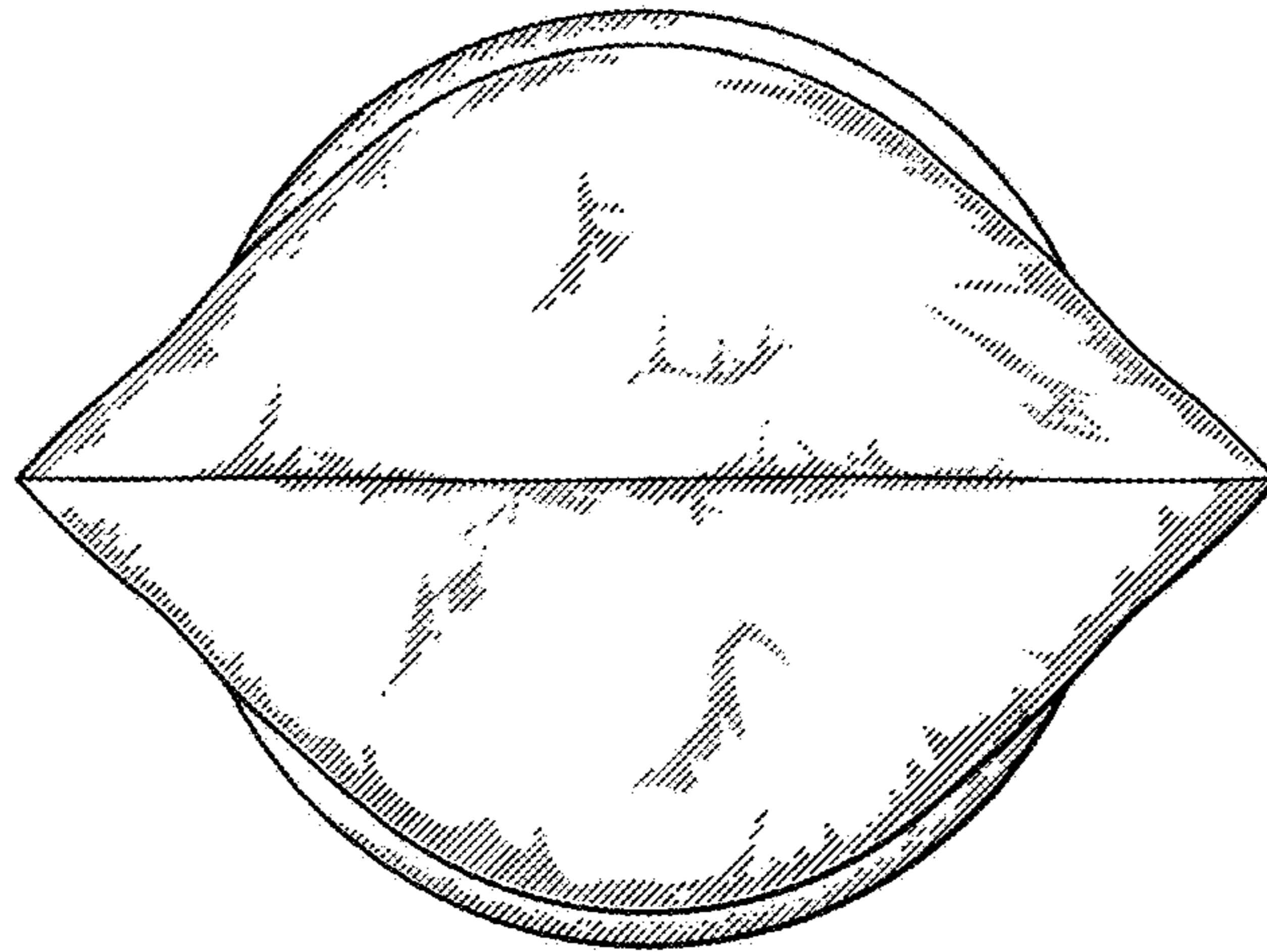


FIG. 5