



US00D791932S

(12) **United States Design Patent**
Rydh et al.

(10) **Patent No.:** **US D791,932 S**
(45) **Date of Patent:** **** Jul. 11, 2017**

(54) **RESPIRATION MASK WITH FILTER
HOLDER AND PARTS THEREOF**

(71) Applicant: **Sundström Safety Aktiebolag, Lagan
(SE)**

(72) Inventors: **Niclas Rydh, Lidingo (SE); David
Lanqvist, Lidingo (SE)**

(73) Assignee: **Sundström Safety Aktiebolag, Lagan
(SE)**

(**) Term: **14 Years**

(21) Appl. No.: **29/523,044**

(22) Filed: **Apr. 6, 2015**

(30) **Foreign Application Priority Data**

Oct. 10, 2014 (EM) 002555102

(51) **LOC (10) Cl.** **29-02**

(52) **U.S. Cl.**

USPC **D24/110.4; D29/108**

(58) **Field of Classification Search**

USPC D29/100, 101.1, 101.2, 102, 105, 106,
D29/108; D24/110, 110.1, 110.5, 110.6,
D24/110.2, 110.4

CPC . A61F 9/06; A61F 9/068; A62B 18/00; A62B
18/003; A62B 18/006; A62B 18/02; A62B
18/025; A62B 18/04; A62B 18/045; A62B
18/06; A62B 18/08; A62B 18/088; A62B
18/10; A62B 23/00; A62B 23/02; A62B
23/025; A62B 23/06; A61M 16/06; A61M
16/0605; A61M 16/0616

See application file for complete search history.

(56) **References Cited**

U.S. PATENT DOCUMENTS

2,931,356 A * 4/1960 Schwarz A61M 16/06
128/206.24

4,648,394 A * 3/1987 Wise A62B 18/082
128/201.24

5,884,336 A * 3/1999 Stout A62B 9/003
128/205.27
D464,728 S * 10/2002 Paul D24/110.1
6,675,800 B2 * 1/2004 Keller A62B 9/006
128/201.24
D560,796 S * 1/2008 Jones D24/110.1
D573,709 S * 7/2008 Rudolph D24/110.1
D585,979 S * 2/2009 Stallard D24/110.1
D589,607 S * 3/2009 Ungar D24/110.2
7,594,510 B2 * 9/2009 Betz A62B 18/082
128/205.25
D645,955 S * 9/2011 Kooij D24/110.1
D645,956 S * 9/2011 Grimsley D24/110.1
D671,688 S * 11/2012 Sullivan, II A41D 13/1146
D29/108
D677,782 S * 3/2013 D'Souza D24/110.1
D679,378 S * 4/2013 von Hollen D24/110.1

(Continued)

Primary Examiner — Elizabeth J Oswecki

(74) *Attorney, Agent, or Firm* — Harness, Dickey &
Pierce, P.L.C.

(57)

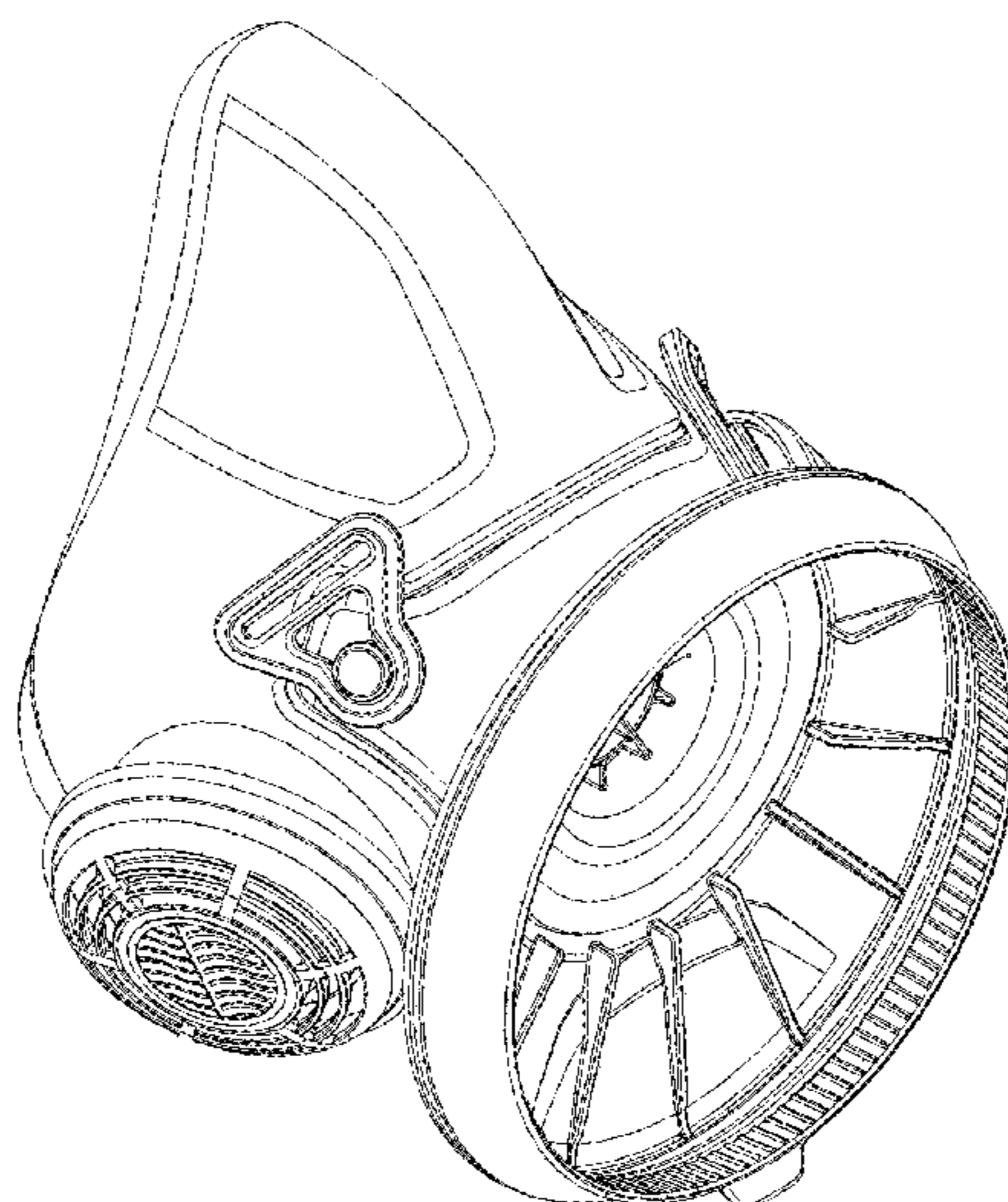
CLAIM

The ornamental design for a respiration mask with filter
holder and parts thereof, as shown and described.

DESCRIPTION

FIG. 1 is a front perspective view of a respiration mask with
filter holder and parts thereof, showing our new design;
FIG. 2 is a rear perspective view thereof;
FIG. 3 is a front elevational view thereof;
FIG. 4 is a right side elevational view thereof, the left side
elevational view being a mirror image thereof;
FIG. 5 is a rear elevational view thereof;
FIG. 6 is a top plan view thereof; and,
FIG. 7 is a bottom plan view thereof.

1 Claim, 7 Drawing Sheets



(56)

References Cited

U.S. PATENT DOCUMENTS

D686,372 S *	7/2013	Smith	D29/108
D687,142 S *	7/2013	Rothermel	D24/110.1
D689,186 S *	9/2013	McCracken	D24/110.1
D692,127 S *	10/2013	Lee	D24/110.4
D693,460 S *	11/2013	Rothermel	D24/110.4
D697,271 S *	1/2014	Sun	D29/108
D700,697 S *	3/2014	Ho	D24/110.4
D709,182 S *	7/2014	Rothermel	D24/110.4
D758,564 S *	6/2016	Eves	D24/110.4
D767,117 S *	9/2016	Angert	D24/110.4
D769,441 S *	10/2016	Angert	D24/110.4
D771,241 S *	11/2016	Skipper	D24/110.4
D775,722 S *	1/2017	Caprice	D24/110.2
D779,652 S *	2/2017	Nga	D24/110.4
2003/0047183 A1 *	3/2003	Kiefer	A62B 9/04 128/201.15

* cited by examiner

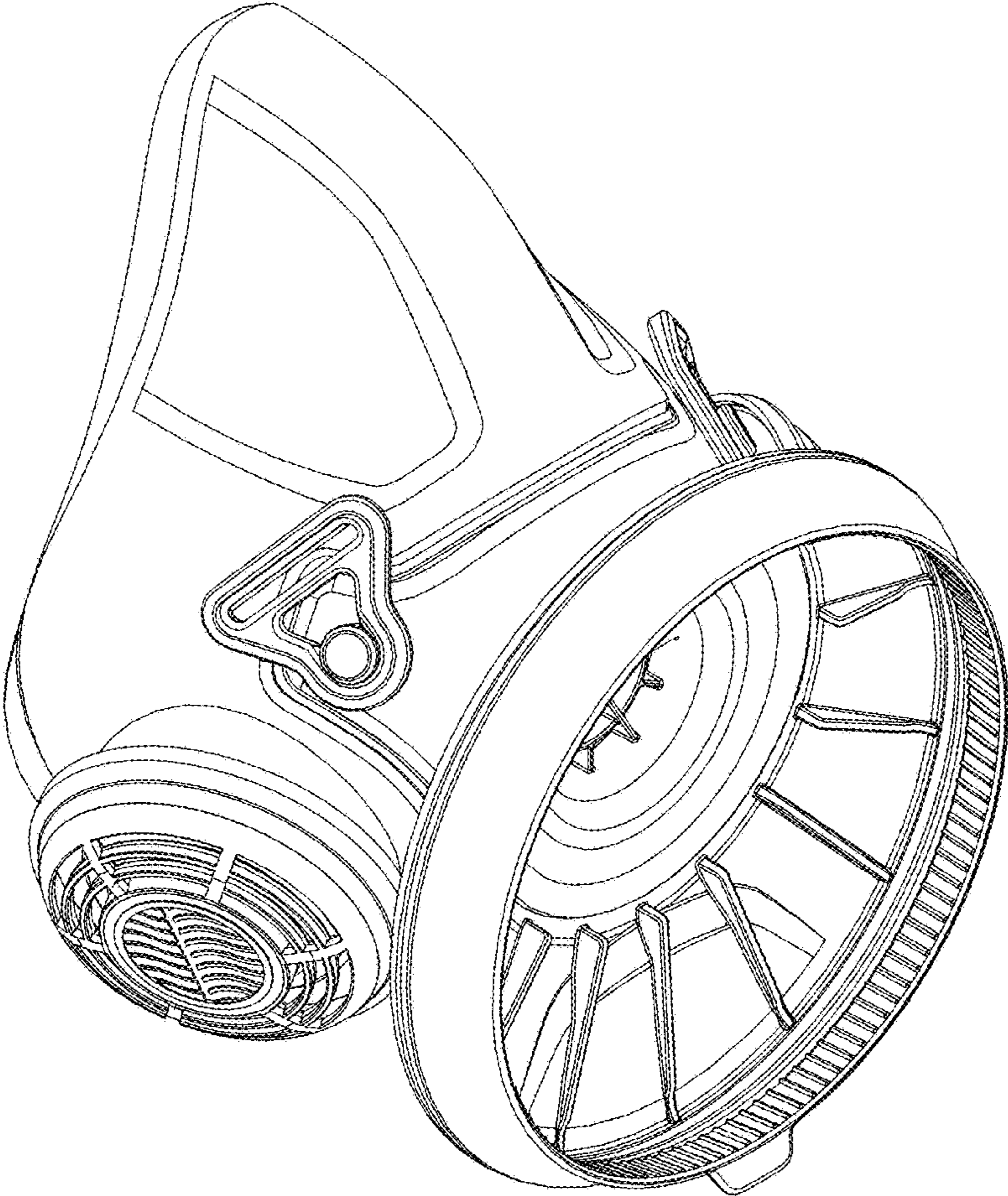


FIG. 1

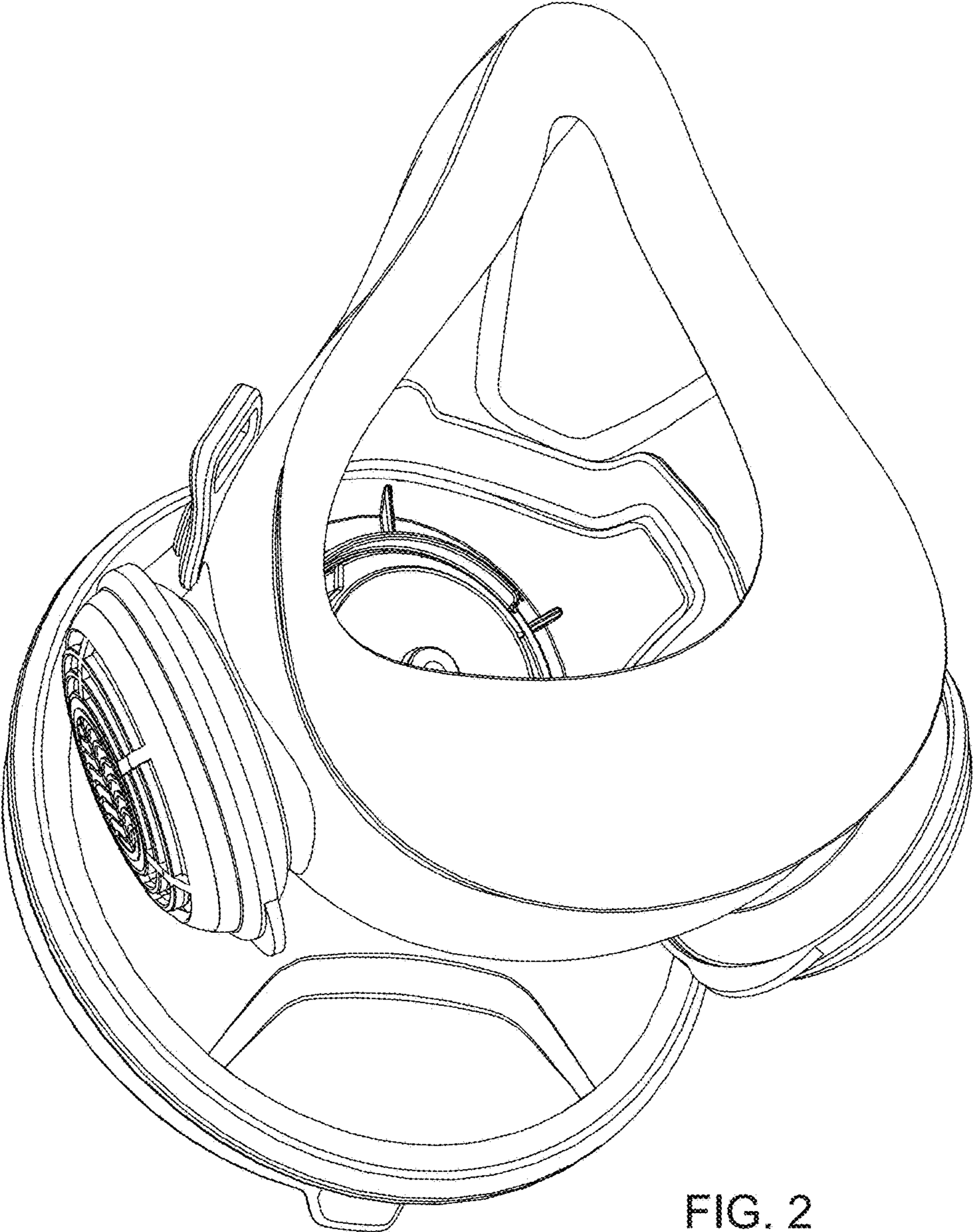


FIG. 2

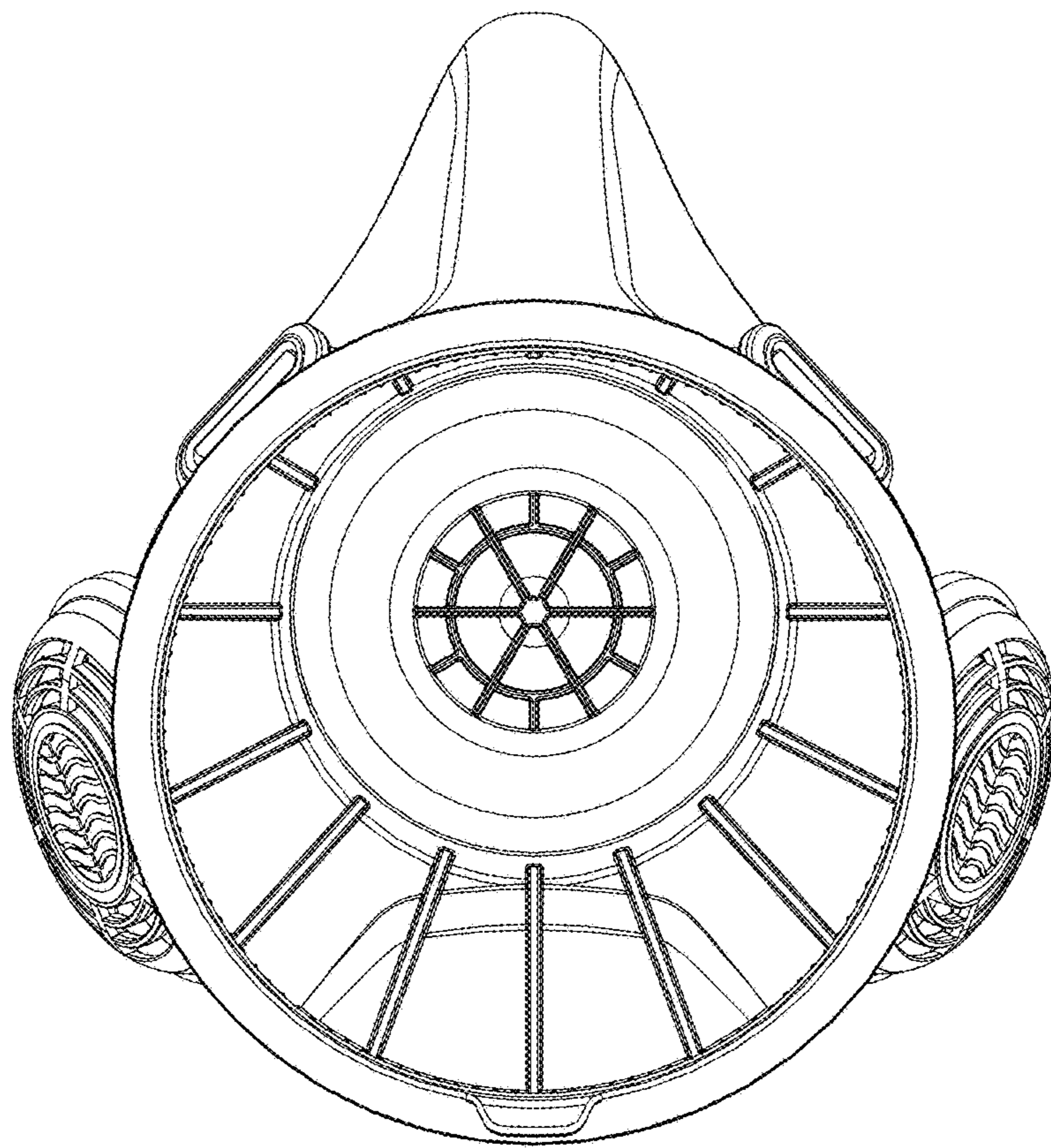


FIG. 3

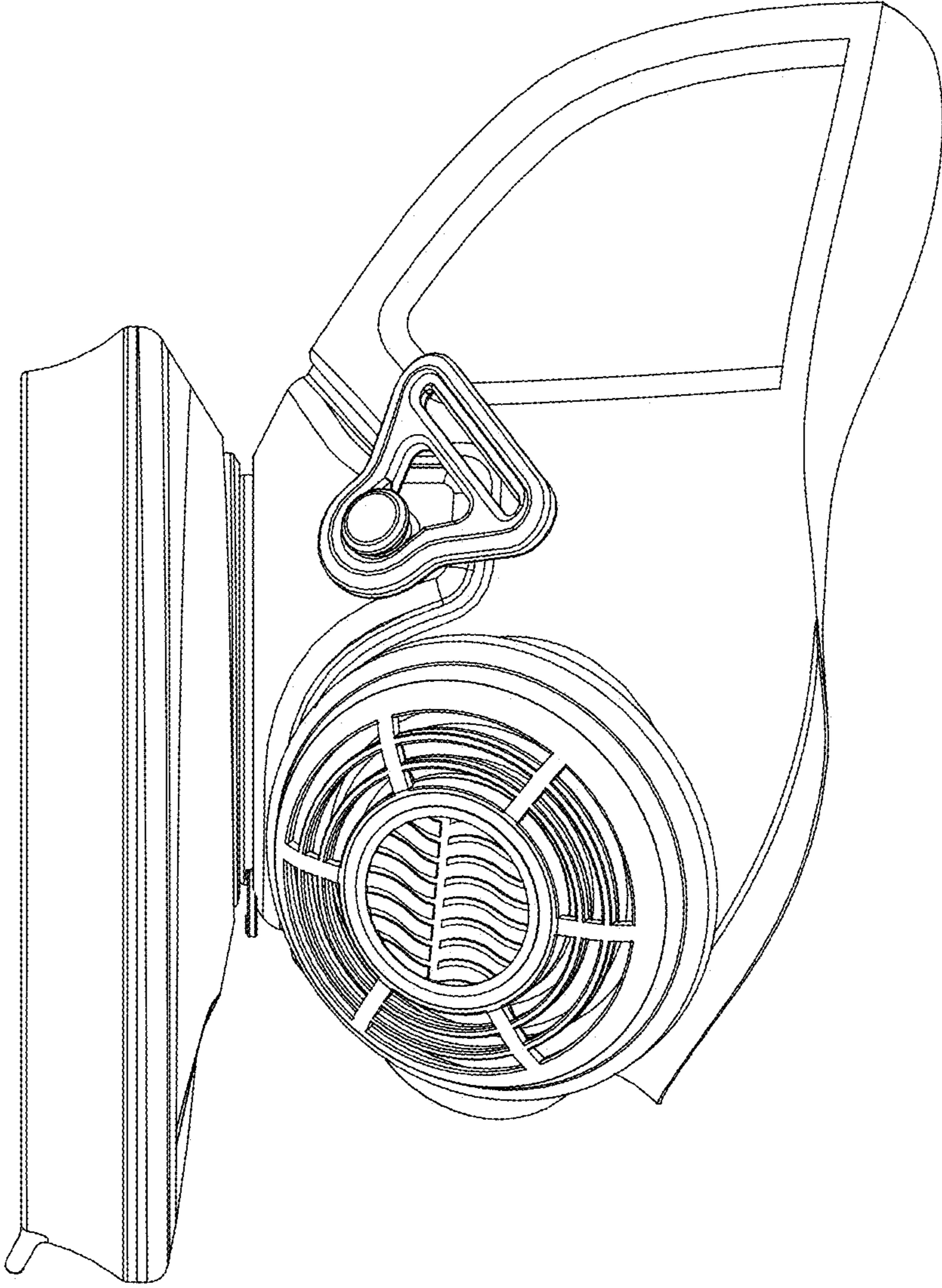


FIG. 4

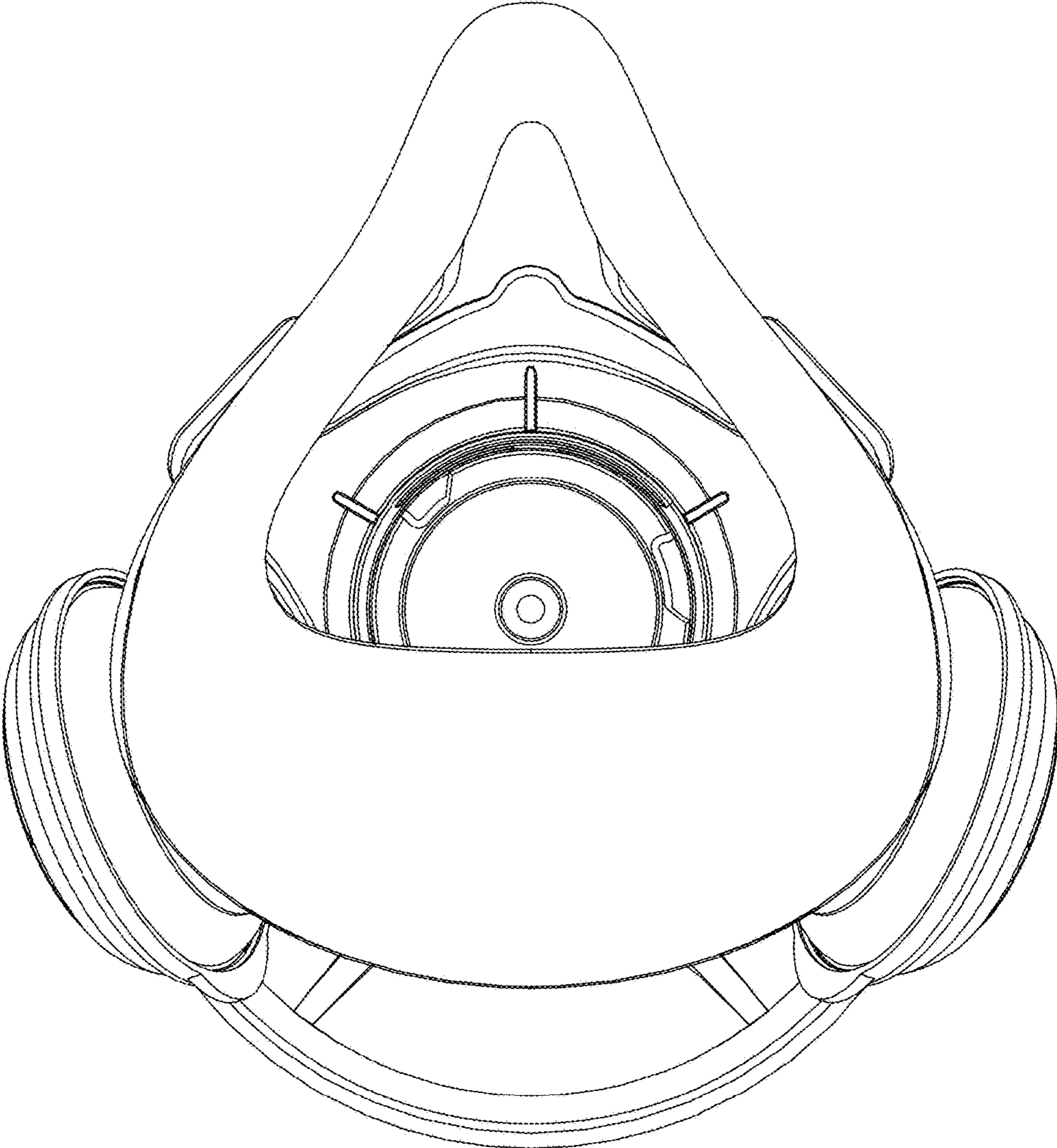


FIG. 5




FIG. 6

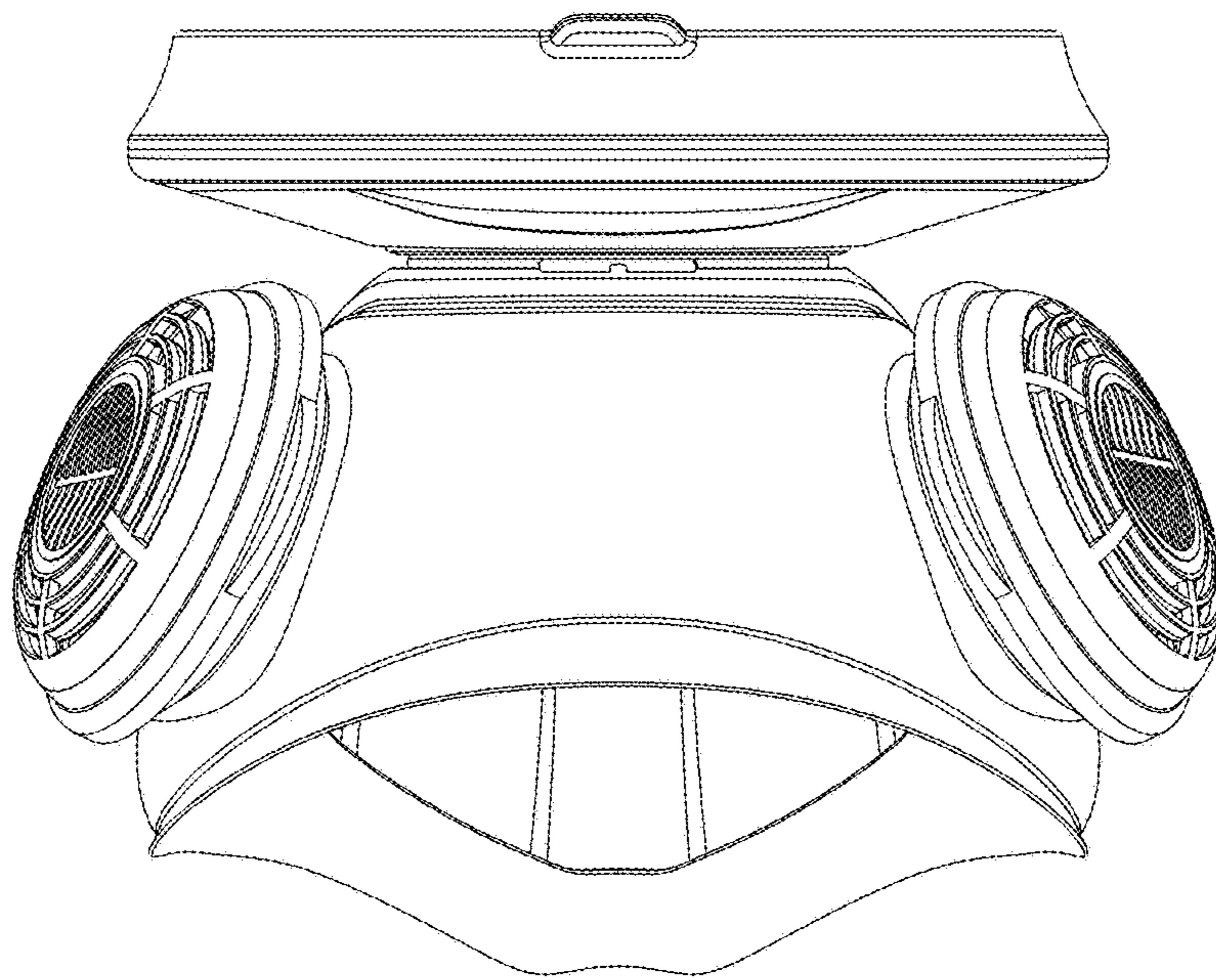


FIG. 7