



US00D791906S

(12) **United States Design Patent**
Hong

(10) **Patent No.:** **US D791,906 S**

(45) **Date of Patent:** **** Jul. 11, 2017**

(54) **FISHING LURE**

(71) Applicant: **Ben Hong**, Gardena, CA (US)

(72) Inventor: **Ben Hong**, Gardena, CA (US)

(**) Term: **15 Years**

(21) Appl. No.: **29/532,825**

(22) Filed: **Jul. 10, 2015**

(51) **LOC (10) Cl.** **22-05**

(52) **U.S. Cl.**
USPC **D22/133**

(58) **Field of Classification Search**
USPC D22/126-133; 43/42.09, 42.05, 42.06,
43/42.12, 42.14, 42.13, 42.22, 42.28,
43/42.16, 42.31, 42.32, 42.33
CPC A01K 85/00; A01K 85/01; A01K 85/16
See application file for complete search history.

(56) **References Cited**

U.S. PATENT DOCUMENTS

- 1,772,058 A * 8/1930 Welch A01K 85/16
43/42.33
- 3,393,466 A * 7/1968 Le Master A01K 85/16
43/42.33

- D354,541 S * 1/1995 Rogers D22/131
- D485,884 S * 1/2004 Wu D22/133
- D486,550 S * 2/2004 Wu D22/131
- D487,131 S * 2/2004 Tham D22/131
- D550,323 S * 9/2007 Sakai D22/131
- 8,931,205 B2 * 1/2015 Choi A01K 85/01
43/42.32

* cited by examiner

Primary Examiner — Catheri Oliver-Garcia

(74) *Attorney, Agent, or Firm* — Clement Cheng

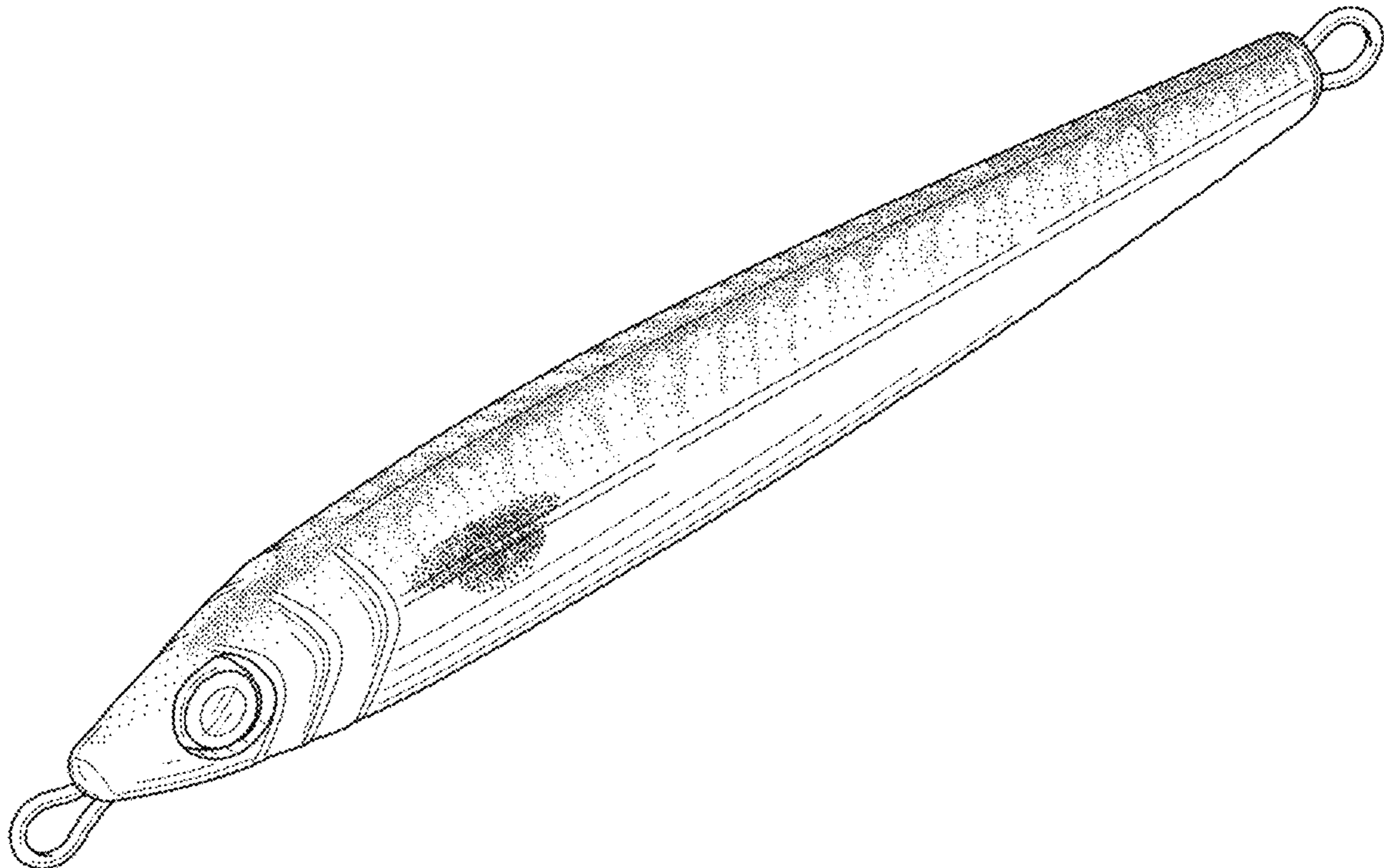
(57) **CLAIM**

The ornamental design for a fishing lure, as shown and described.

DESCRIPTION

FIG. 1 is a front perspective view of the fishing lure showing my new design;
 FIG. 2 is a front view thereof;
 FIG. 3 is a rear view thereof;
 FIG. 4 is a left side view thereof;
 FIG. 5 is a right side view thereof;
 FIG. 6 is a top view thereof; and,
 FIG. 7 is a bottom view thereof.

1 Claim, 3 Drawing Sheets



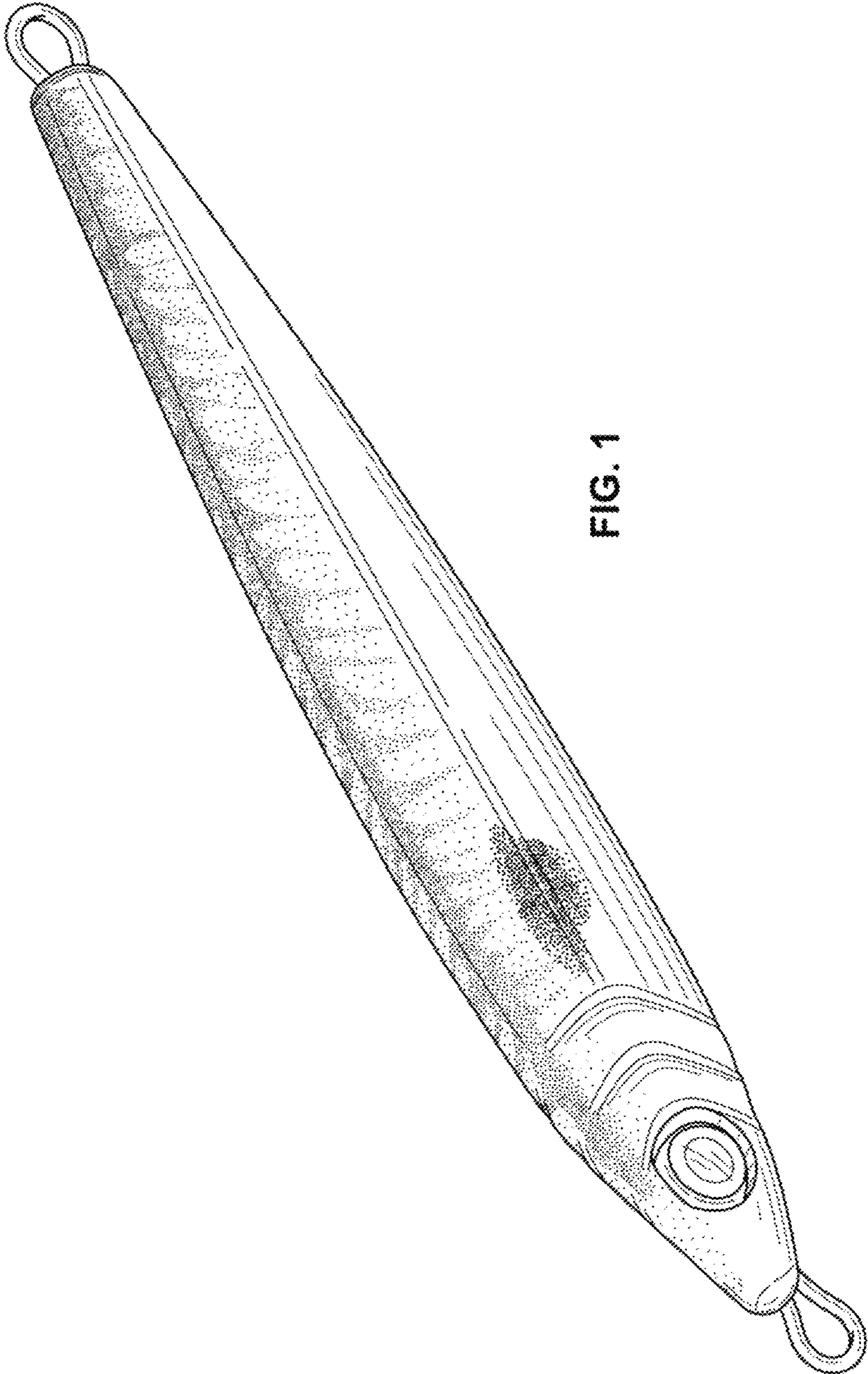


FIG. 1



FIG. 2

FIG. 3

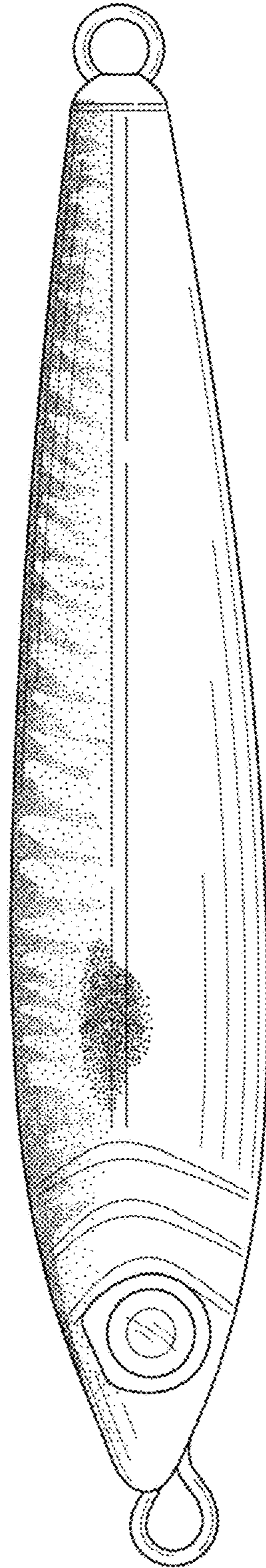


FIG. 4




FIG. 5




FIG. 6




FIG. 7