



US00D791897S

(12) **United States Design Patent** (10) **Patent No.:** **US D791,897 S**
Beedle et al. (45) **Date of Patent:** **** Jul. 11, 2017**

- (54) **SHADE FOR OFFICE WORKSPACE**
- (71) Applicant: **Sierra Pacific Ventures LLC**, Alamo, CA (US)
- (72) Inventors: **Edwin Beedle**, Alamo, CA (US); **Mary Beedle**, Alamo, CA (US)
- (**) Term: **15 Years**
- (21) Appl. No.: **29/530,875**
- (22) Filed: **Jun. 19, 2015**
- (51) **LOC (10) Cl.** **21-04**
- (52) **U.S. Cl.**
 USPC **D21/839**; D6/716.8
- (58) **Field of Classification Search**
 USPC D3/5, 6, 10; D6/715.2, 716.8, 718.29;
 D21/837-839; D25/56, 57; D10/111;
 D16/241
 CPC A45B 25/00; A45B 25/003; A45B 23/00;
 A45B 2023/0006; A45B 2023/0031;
 A45B 2023/0037; A45B 2023/0043;
 A45B 2023/005; A45B 17/00
 See application file for complete search history.

(56) **References Cited**
 U.S. PATENT DOCUMENTS

437,336	A	9/1890	Giebel	
D261,843	S *	11/1981	Wall	D6/335
D310,311	S *	9/1990	Bergen	D3/5
5,033,528	A *	7/1991	Volcani	A45B 17/00
				160/351
5,056,172	A *	10/1991	Kaiser	A47G 9/062
				135/126
D323,582	S *	2/1992	Volcani	D3/5
5,116,273	A *	5/1992	Chan	A45B 23/00
				160/370.21
D330,653	S *	11/1992	Zheng	D3/5
5,177,912	A	1/1993	Ball	

D354,644	S *	1/1995	Robinson	D3/5
D359,075	S *	6/1995	Cattin	D20/10
5,727,583	A	3/1998	Kennedy	
5,937,882	A	8/1999	Harbaugh	
D439,079	S *	3/2001	Freese	D6/716.8
6,202,659	B1 *	3/2001	Sachs	A45B 17/00
				135/142
6,234,187	B1	5/2001	Izzo	
6,234,638	B1 *	5/2001	Beverly	G03B 15/06
				362/16
6,244,286	B1	6/2001	Russo	
6,408,461	B2 *	6/2002	Zheng	5/417
D465,912	S *	11/2002	Zales	D3/5
6,575,183	B2	6/2003	Tung	
D492,954	S *	7/2004	Silvester	D16/241
6,845,780	B2	1/2005	Bishirjian	
7,032,523	B2	4/2006	Forslund, III et al.	

(Continued)

Primary Examiner — Cynthia M Chin

(74) Attorney, Agent, or Firm — Loginov & Associates;
William A. Loginov

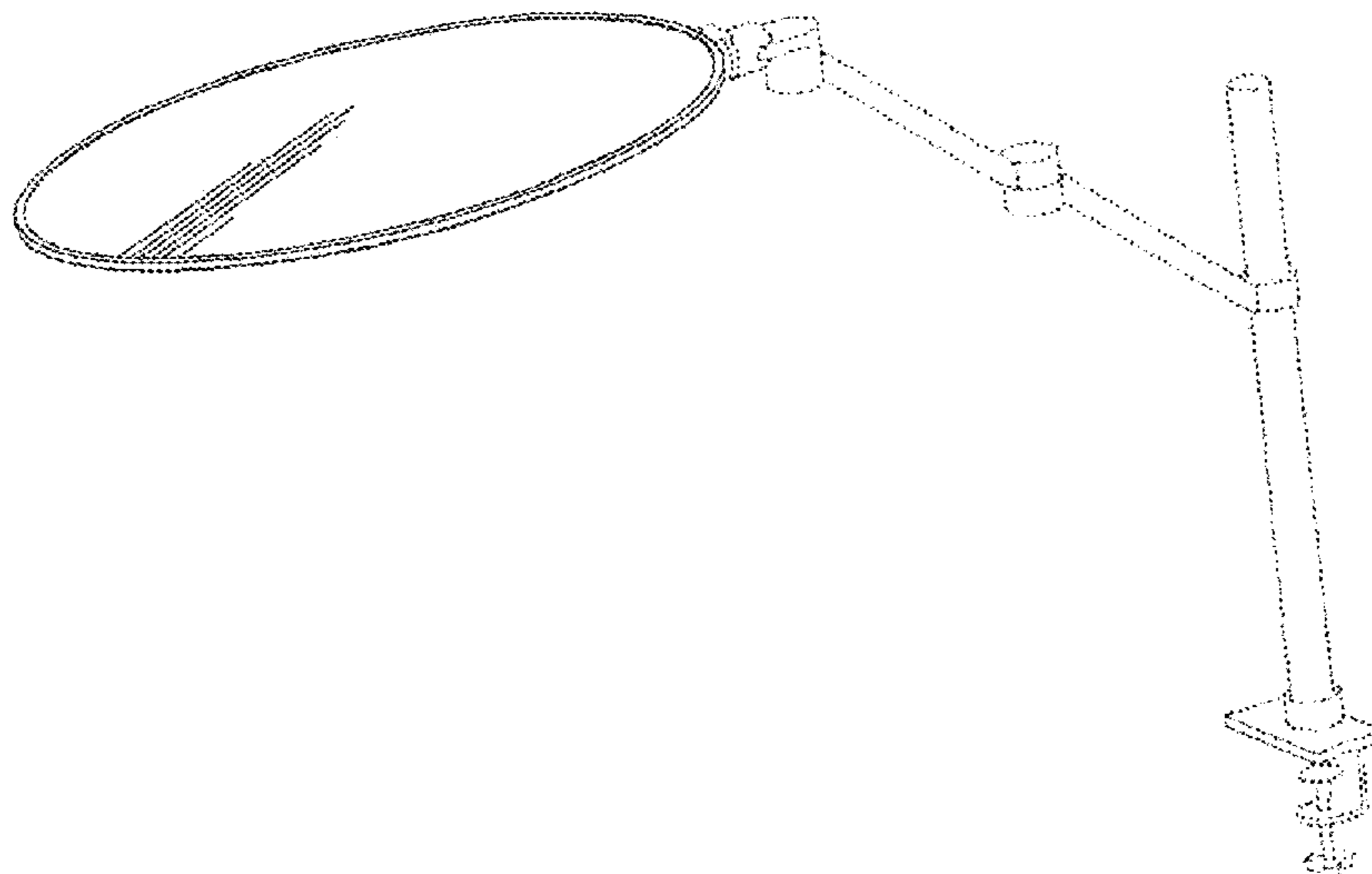
(57) **CLAIM**

The ornamental design for a shade for office workspace, as shown and described.

DESCRIPTION

FIG. 1 is a perspective view of a shade for office workspace, showing our new design;
 FIG. 2 is a front view of the shade for office workspace;
 FIG. 3 is a rear view of the shade for office workspace;
 FIG. 4 is a right side view of the shade for office workspace;
 FIG. 5 is a left side view of the shade for office workspace;
 FIG. 6 is a bottom view of the shade for office workspace;
 and,
 FIG. 7 is a top view of the shade for office workspace.
 The broken lines shown are included for the purpose of illustrating portions of the article which form no part of the claimed design.

1 Claim, 6 Drawing Sheets



(56)

References Cited

U.S. PATENT DOCUMENTS

D522,605 S 6/2006 Bishirjian
D554,850 S * 11/2007 Acosta D3/5
D559,914 S * 1/2008 Eskandry D20/10
7,566,095 B2 7/2009 Reeb et al.
7,658,199 B2 2/2010 Ayers et al.
7,670,032 B2 * 3/2010 Lau G03B 15/00
359/225.1
7,686,482 B2 * 3/2010 Gendriesch F21S 8/081
362/127
D671,161 S * 11/2012 Li D16/241
8,316,986 B2 11/2012 Quasney et al.
8,439,055 B2 5/2013 April et al.
D699,280 S * 2/2014 Lim D16/241
8,807,513 B2 8/2014 Volin
2002/0073900 A1 6/2002 Birsal et al.
2006/0243311 A1 11/2006 Glatz
2007/0000532 A1 * 1/2007 Varjabedian G09F 21/04
135/88.01
2014/0150837 A1 6/2014 Darquea et al.

* cited by examiner

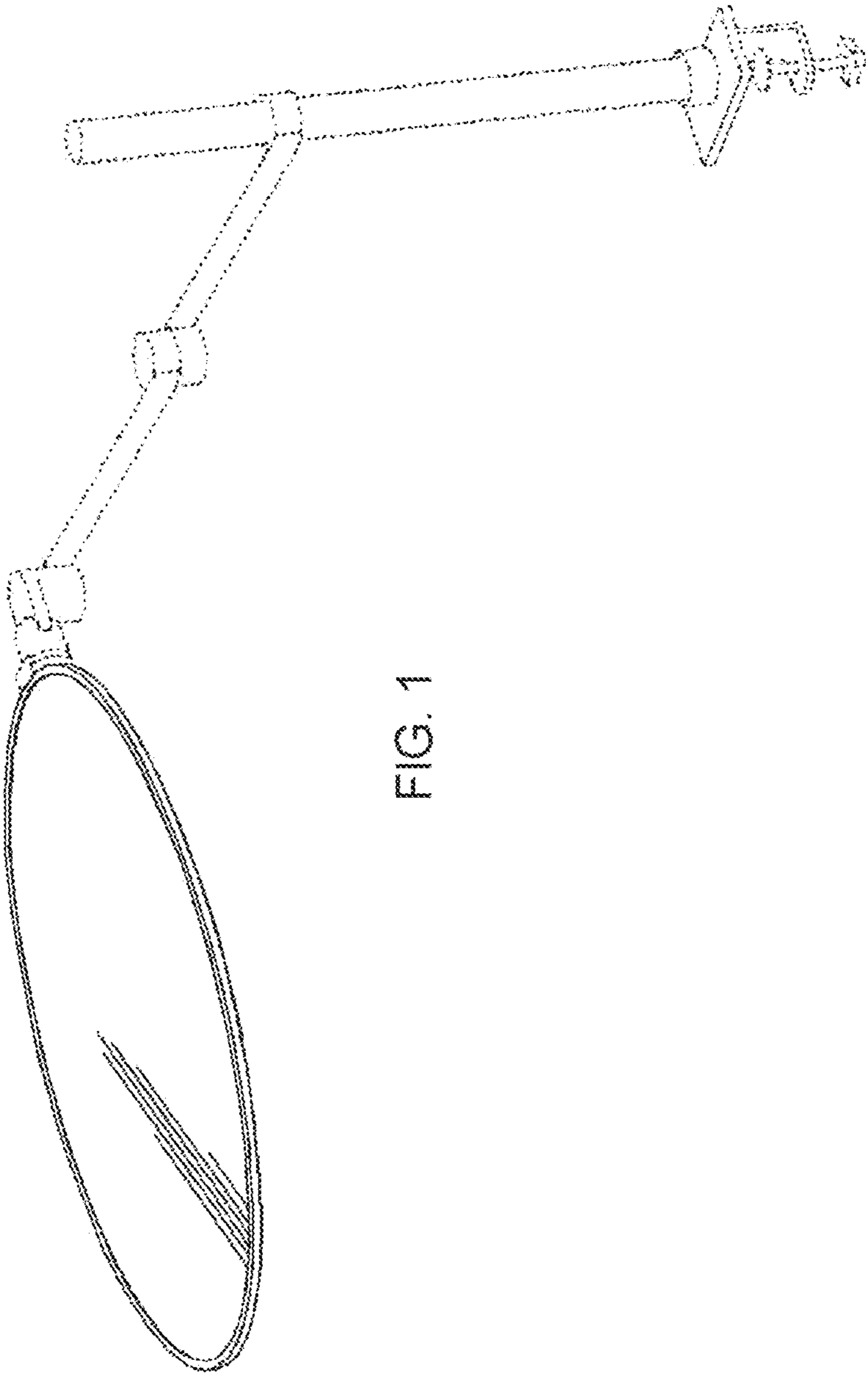


FIG. 1

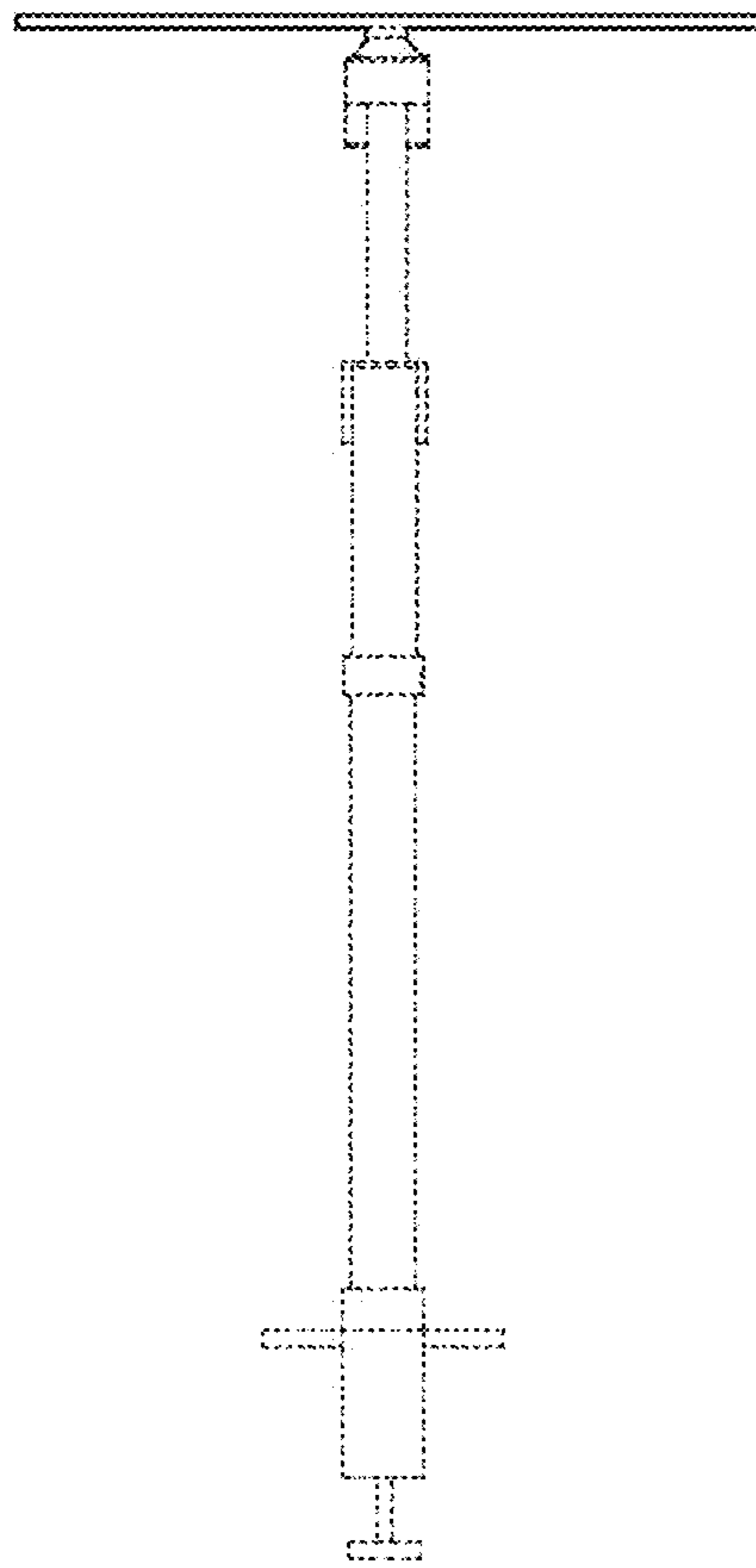


FIG. 2

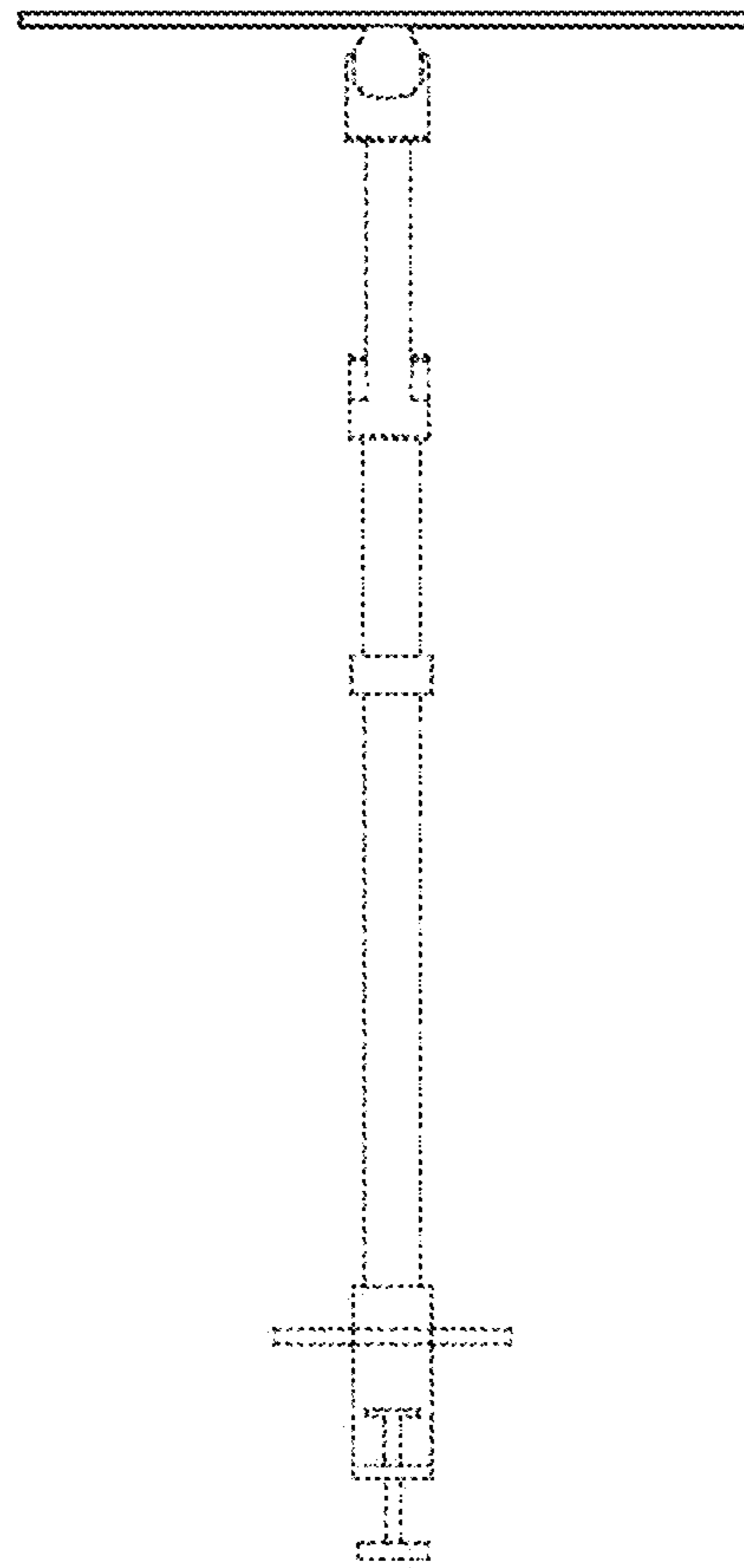


FIG. 3

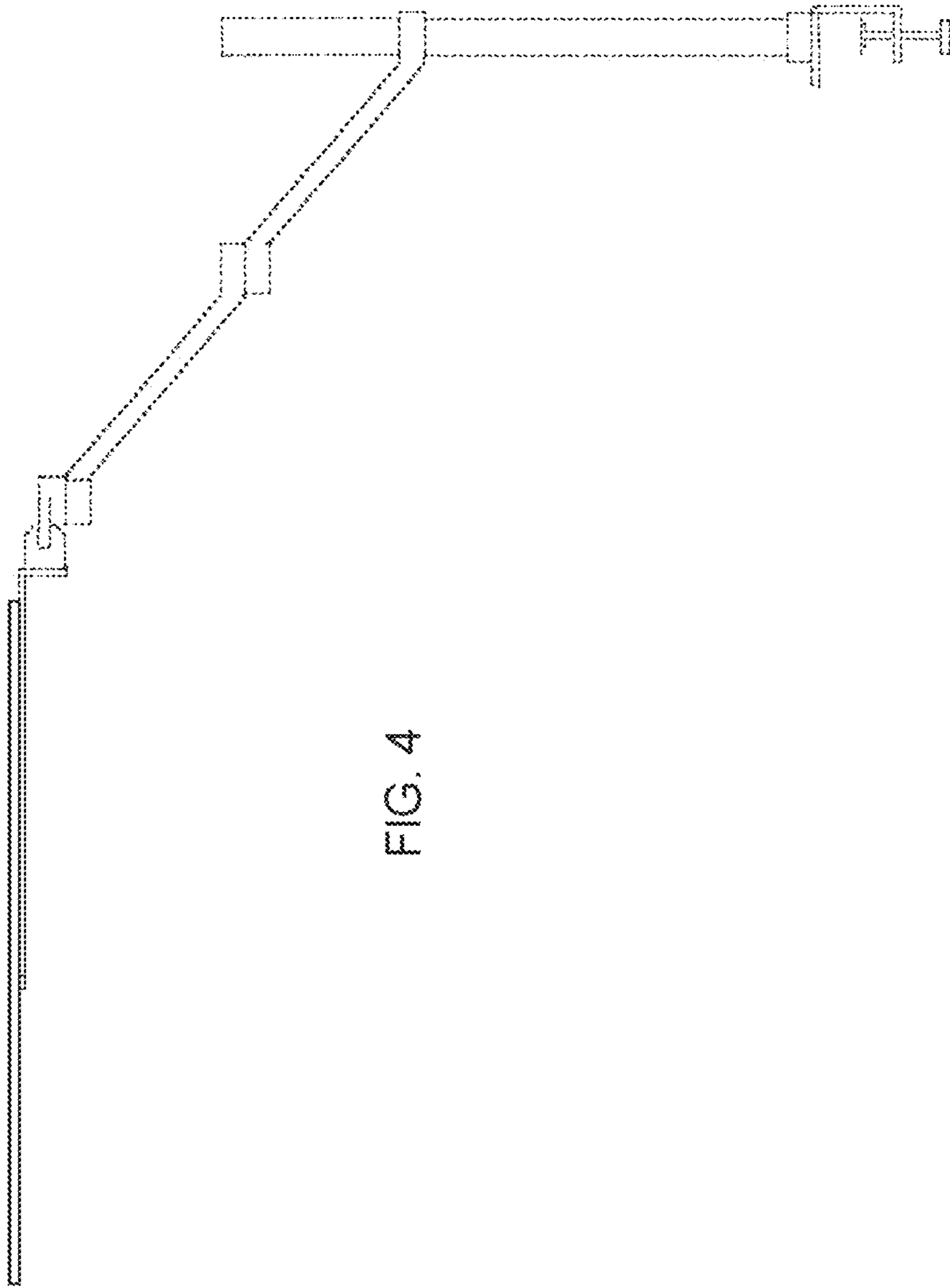
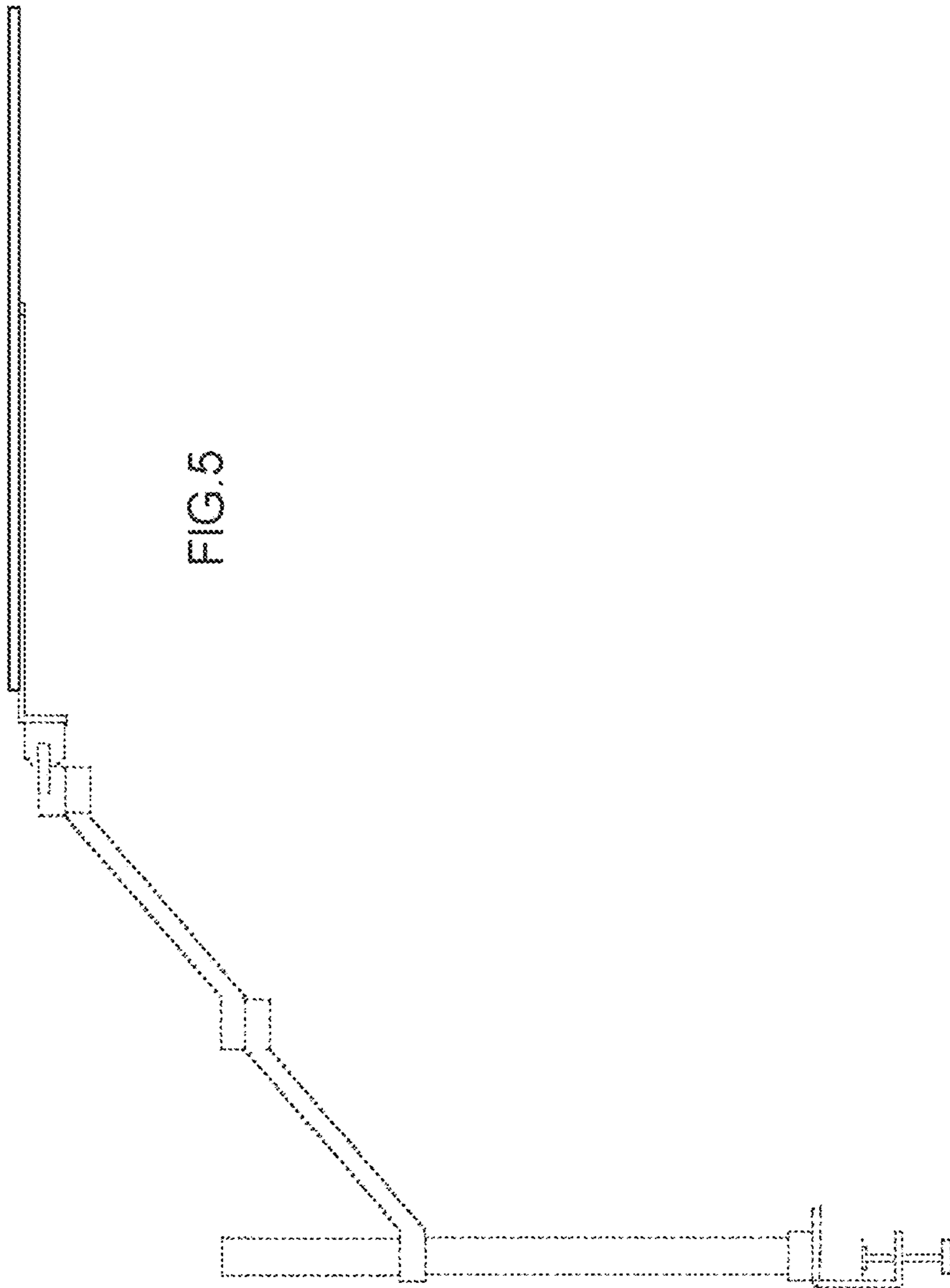


FIG. 4



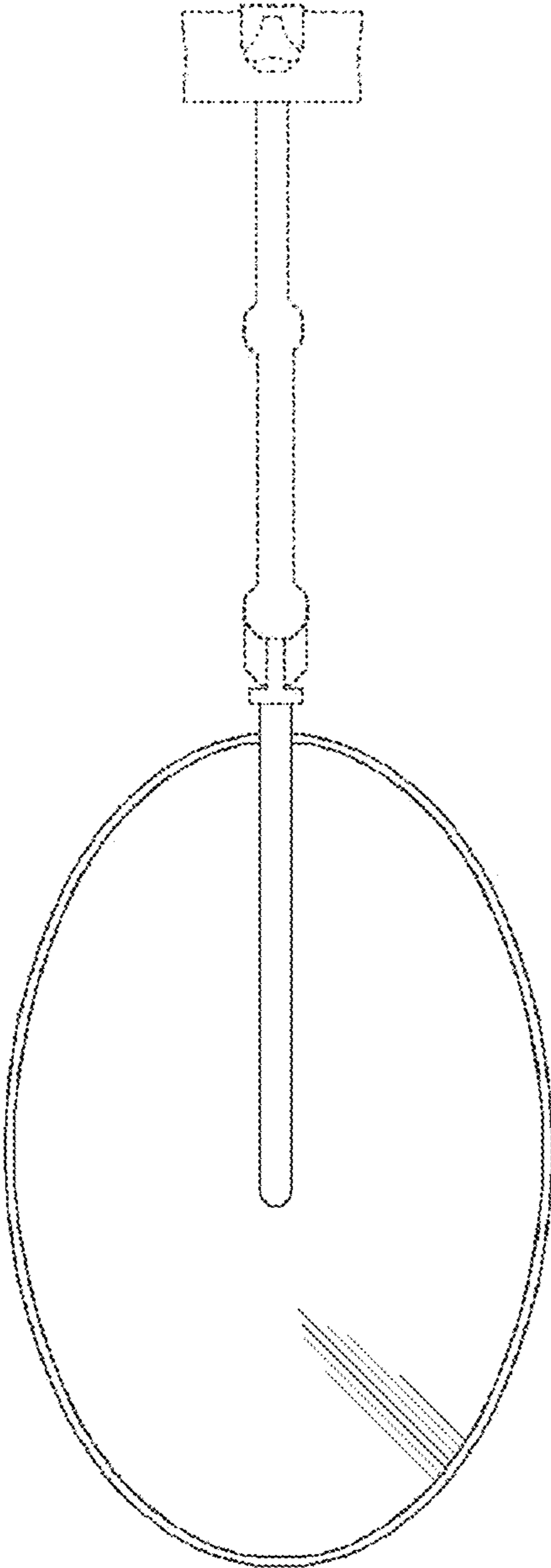


FIG. 6

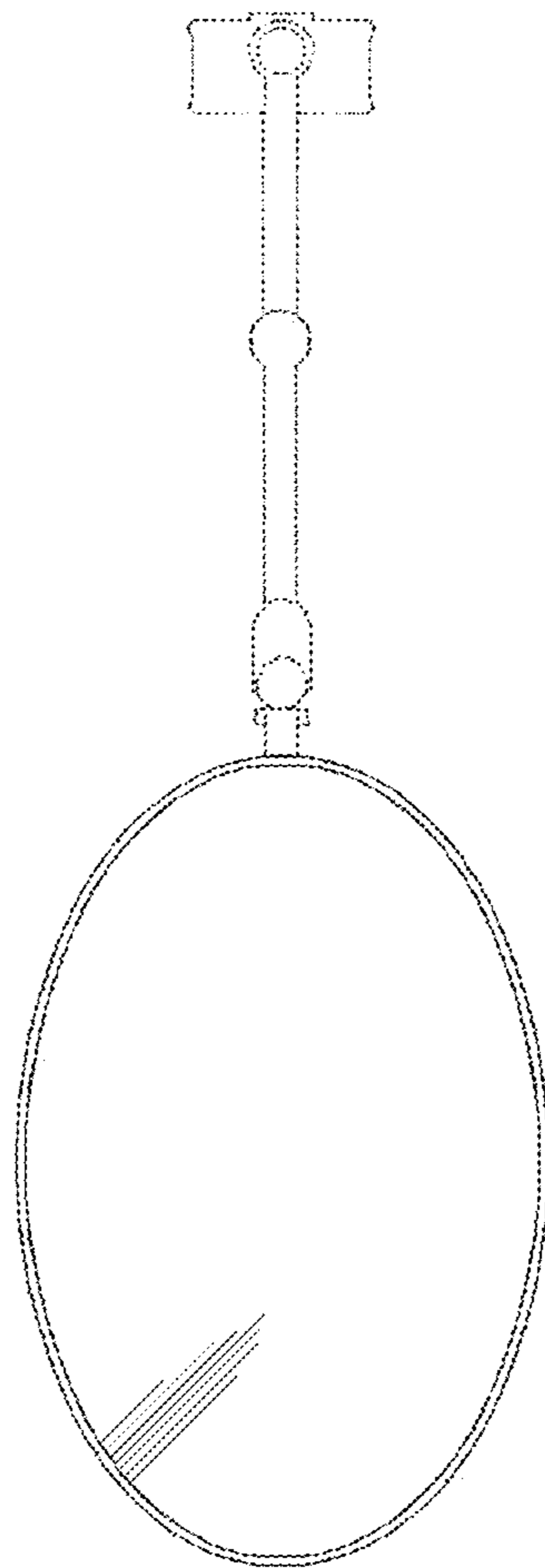


FIG. 7