



US00D791896S

(12) **United States Design Patent** (10) **Patent No.:** **US D791,896 S**
Peterson (45) **Date of Patent:** **** Jul. 11, 2017**

(54) **OVOID SHAPED TOW BOBBER**
(71) Applicant: **SDS Asia Limited**, Hong Kong (CN)
(72) Inventor: **Leroy L. Peterson**, Omaha, NE (US)
(73) Assignee: **SDS Asia Limited, BVI #1748971**,
Hong Kong (HK)

(**) Term: **14 Years**
(21) Appl. No.: **29/522,854**

(22) Filed: **Apr. 2, 2015**

(30) **Foreign Application Priority Data**

Mar. 27, 2015 (CN) 2015 3 0077423

(51) **LOC (10) Cl.** **21-02**

(52) **U.S. Cl.**
USPC **D21/810**

(58) **Field of Classification Search**
USPC D21/804-807, 810; 43/43.14; 441/69;
114/242, 253, 345-346; 434/253
CPC B63B 21/48; B63B 35/816; B63B 35/73;
B63B 43/12; A63H 1/32; H01H 3/0226
See application file for complete search history.

(56) **References Cited**

U.S. PATENT DOCUMENTS

2,001,241 A 5/1935 De Vries
2,315,048 A 3/1943 Croft
2,395,892 A 3/1946 Lontz
2,849,827 A 9/1958 Gardiner
2,915,259 A * 12/1959 Force B63B 35/816
114/254
2,943,591 A 7/1960 Schneider
3,069,162 A * 12/1962 Samuel A63H 1/32
441/80

3,109,075 A * 10/1963 Ratcliff H01H 3/0226
114/253
D200,274 S * 2/1965 Loeb D12/168
3,242,897 A 3/1966 Leonard
(Continued)

OTHER PUBLICATIONS

U.S. Appl. No. 12/180,596, filed Jul. 28, 2008, Leroy L. Peterson.
(Continued)

Primary Examiner — Catheri Oliver-Garcia
(74) *Attorney, Agent, or Firm* — Suiter Swantz pc llo

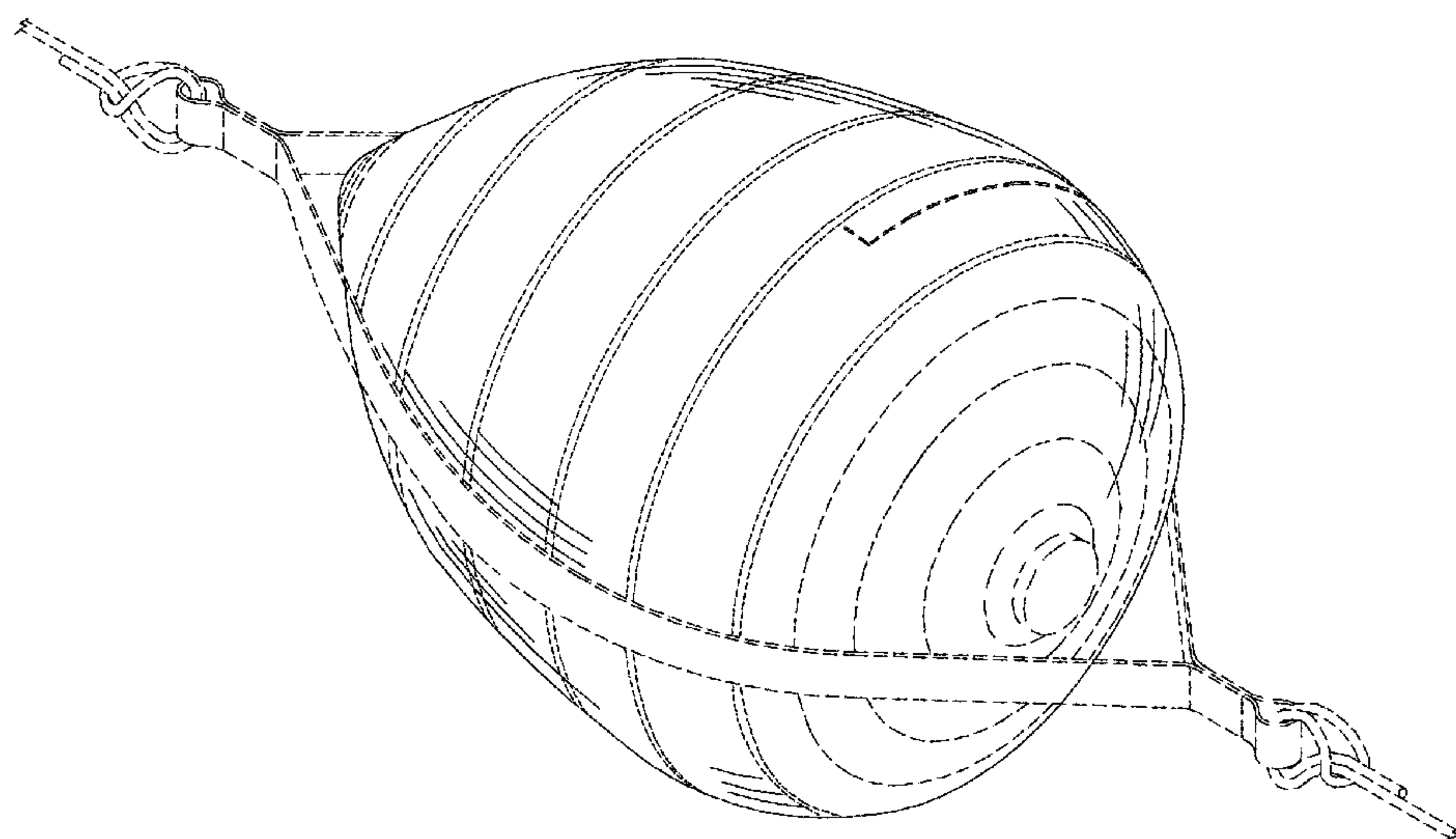
(57) **CLAIM**

The ornamental design for a substantially ovoid shaped tow bobber, as shown and described.

DESCRIPTION

FIG. 1 is a perspective view of a substantially ovoid shaped tow bobber;
FIG. 2 is a top view of a substantially ovoid shaped tow bobber;
FIG. 3 is a front view of a substantially ovoid shaped tow bobber;
FIG. 4 is a left side view of a substantially ovoid shaped tow bobber;
FIG. 5 is a rear view of a substantially ovoid shaped tow bobber;
FIG. 6 is a right side view of a substantially ovoid shaped tow bobber;
FIG. 7 is a bottom view of a substantially ovoid shaped tow bobber; and,
FIG. 8 is a perspective view of a substantially ovoid shaped tow bobber in an aquatic towing system environment.
The broken lines showing stitching on a substantially ovoid shaped tow bobber, a front target pattern on a front end of the substantially ovoid shaped tow bobber, a rear target pattern on a rear end of the substantially ovoid shaped tow bobber, straps, tow line sections, a boat, and a towable of FIGS. 1-8 form no part of the claimed design.

1 Claim, 8 Drawing Sheets



(56)

References Cited

U.S. PATENT DOCUMENTS

4,378,750	A *	4/1983	Holzhauser	B63B 35/816	
						114/242
4,483,683	A *	11/1984	Alley, Sr.	B63B 35/816	
						114/253
4,635,581	A *	1/1987	Scheurer	B63B 35/73	
						114/345
6,080,027	A *	6/2000	Rodemann	B63B 43/12	
						441/38
6,331,129	B1	12/2001	Earley			
8,042,482	B2	10/2011	Davis			
D720,030	S	12/2014	Peterson			
2002/0121232	A1	9/2002	Mogk			
2010/0037510	A1	2/2010	Nahoom			

OTHER PUBLICATIONS

R.E. Patterson, Subsurface Buoy Forms for Array Applications an Investigation, Technical Report 1374, Oct. 1990, Naval Ocean Systems Center, San Diego, California, 145 pages.

Betts® Tackle Ltd., Billy Boy Bobbers™ Floats catalog, www.bettstackle.net/pdf/Betts_Floats.pdf, May 19, 2007, 14 pages.

Nash Sports, "Power Ball", www.nashmfg.com, Sep. 27, 2011.

Mariner Kayaks User's Manual, Web page <<http://www.marinerkayaks.com/mkhtml/XImanulw.htm>>, 24 pages, Sep. 3, 2000, retrieved from Internet Archive Wayback Machine <<http://web.archive.org/web/20000903162513/http://www.marinerkayaks.com/mkhtml/XImanulw.html>> on Apr. 2, 2015.

Rob Allen Spearguns Floats, Web Page <<http://www.robballen.co.za/float.htm>>, 1 page, Aug. 17, 2000, retrieved from Internet Archive Wayback Machine <<http://web.archive.org/web/20000817203338/http://robballen.co.za/float.htm>> on Apr. 2, 2015.

* cited by examiner

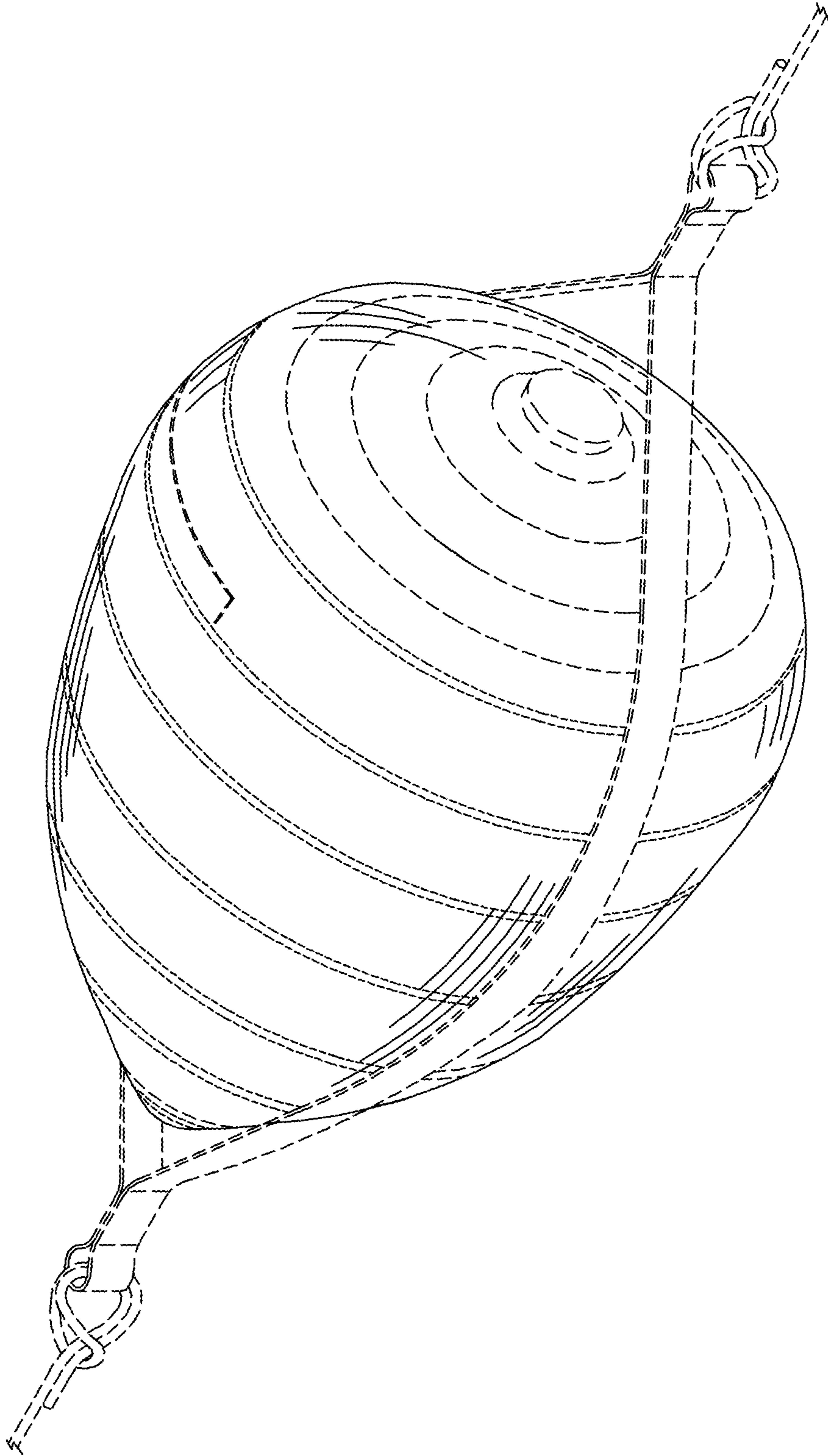


FIG. 1

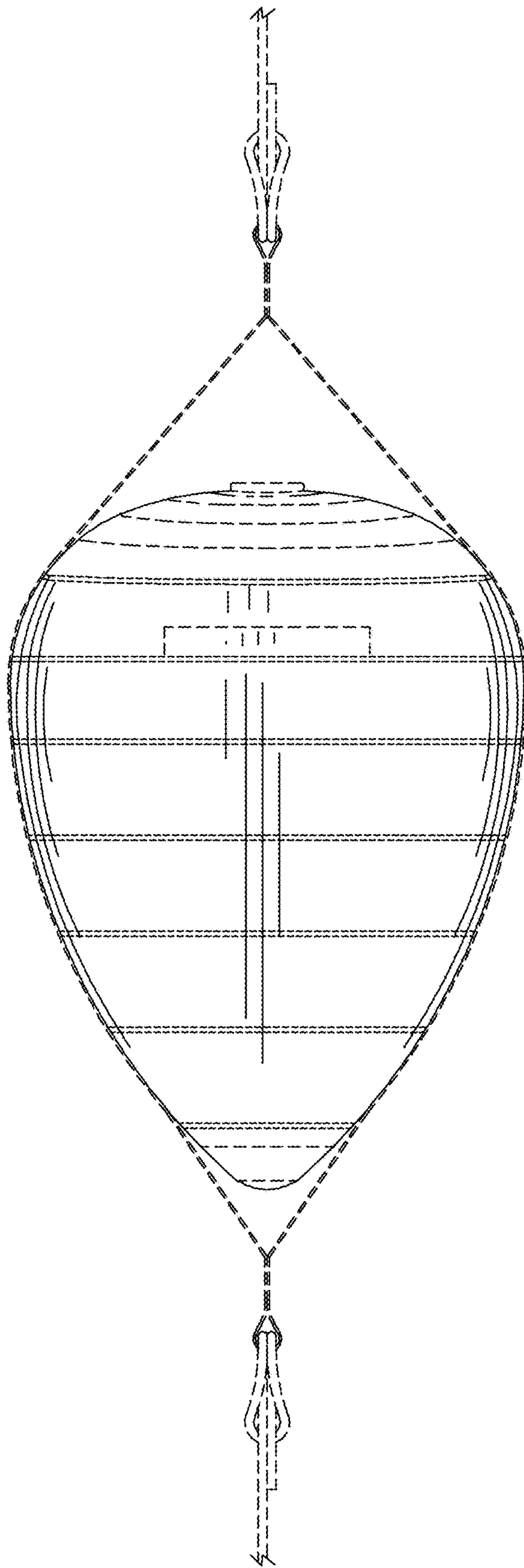


FIG. 2

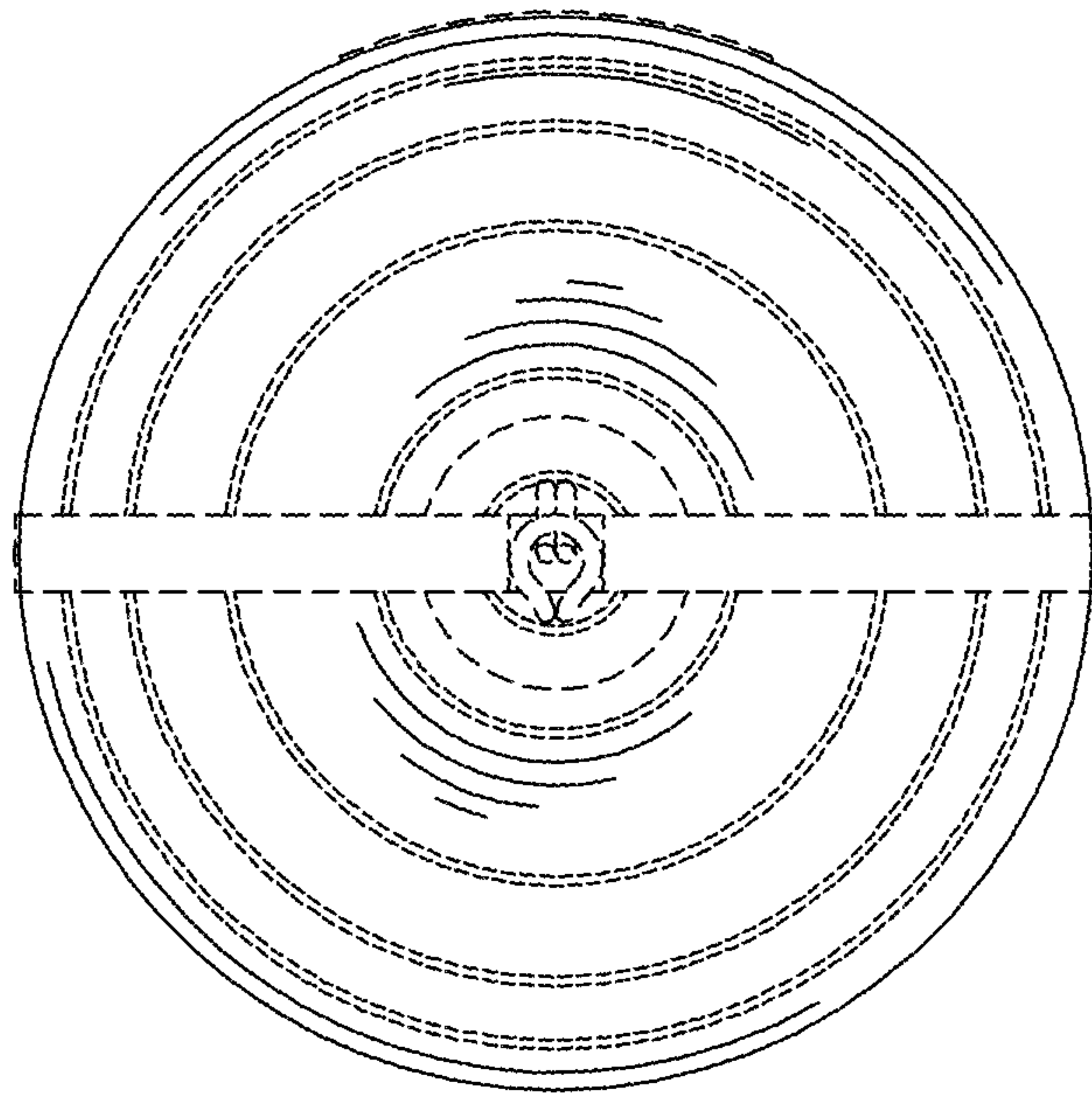


FIG. 3

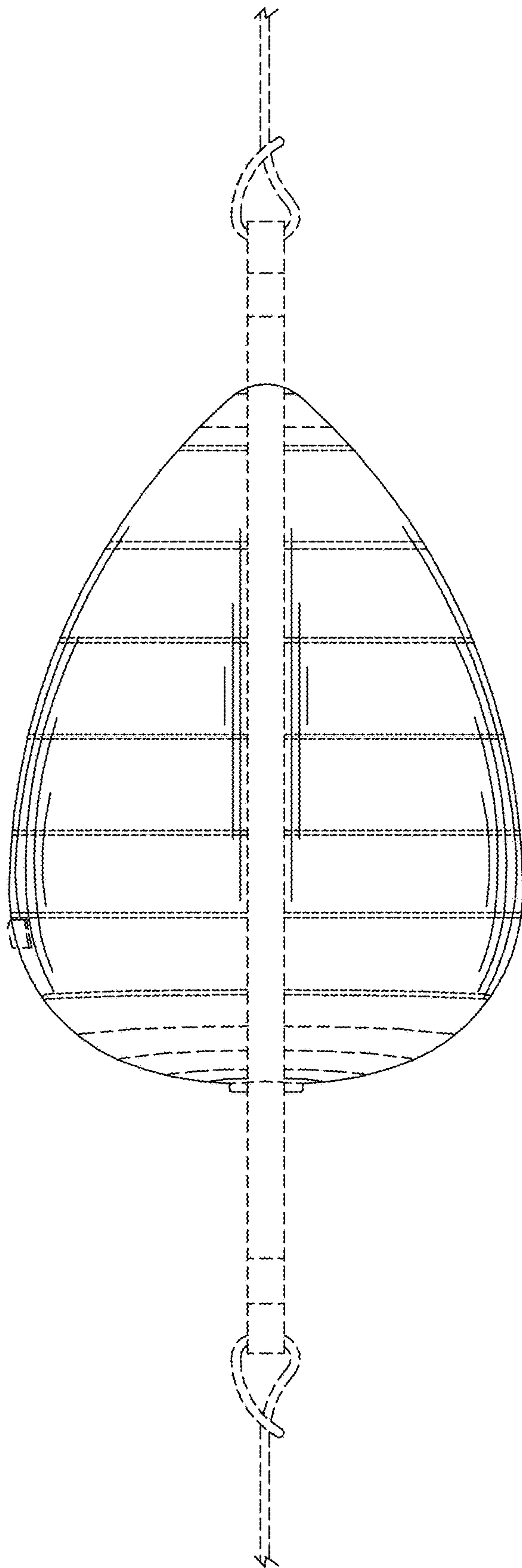


FIG. 4

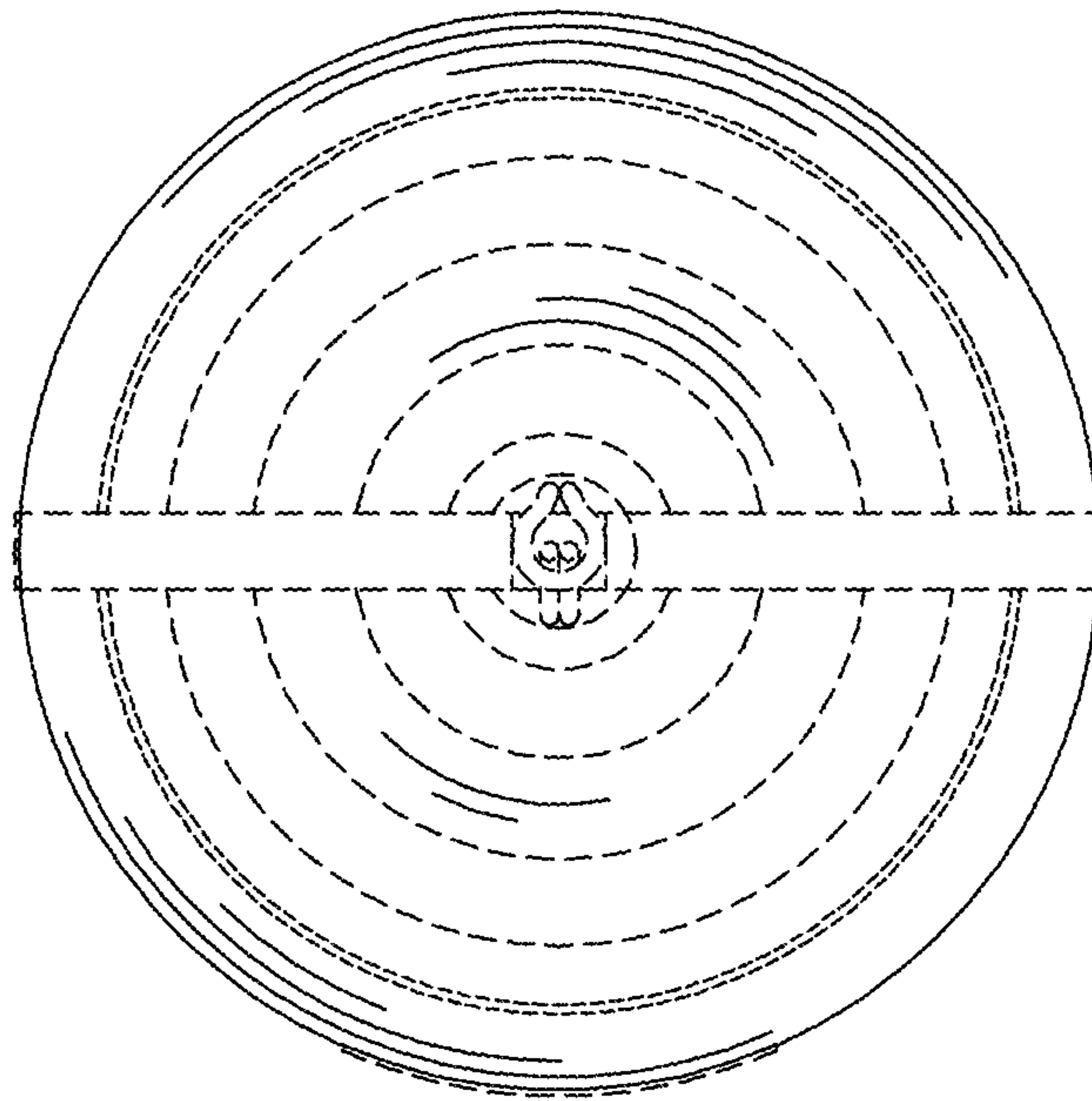


FIG. 5

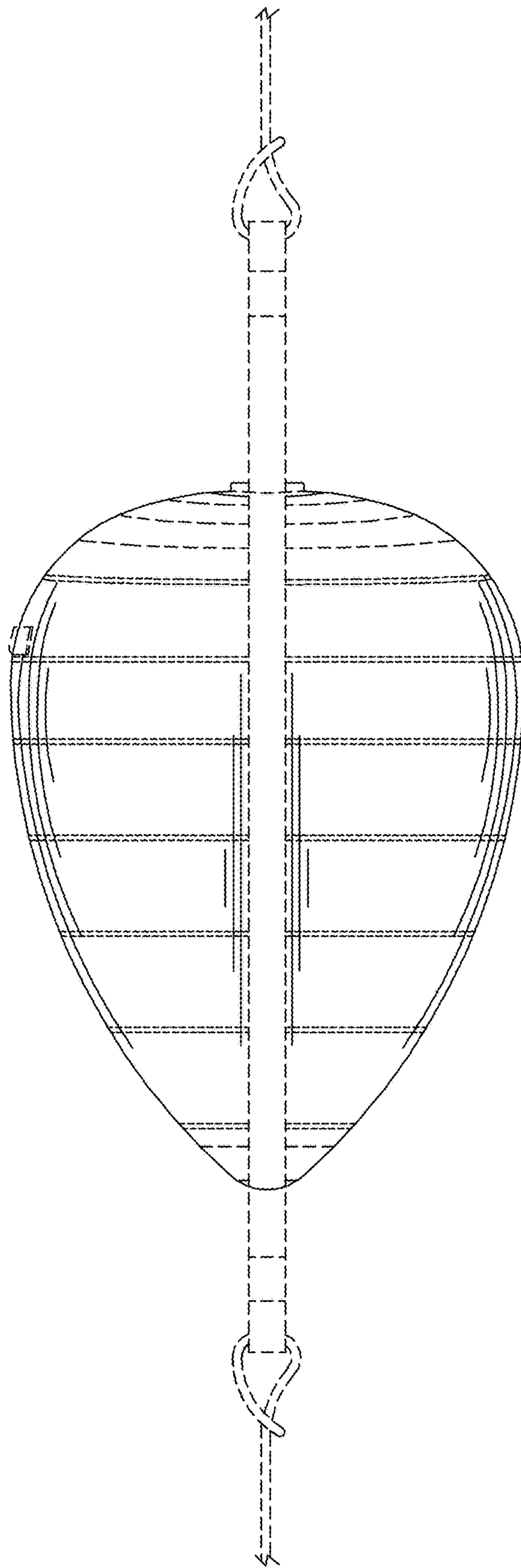


FIG. 6

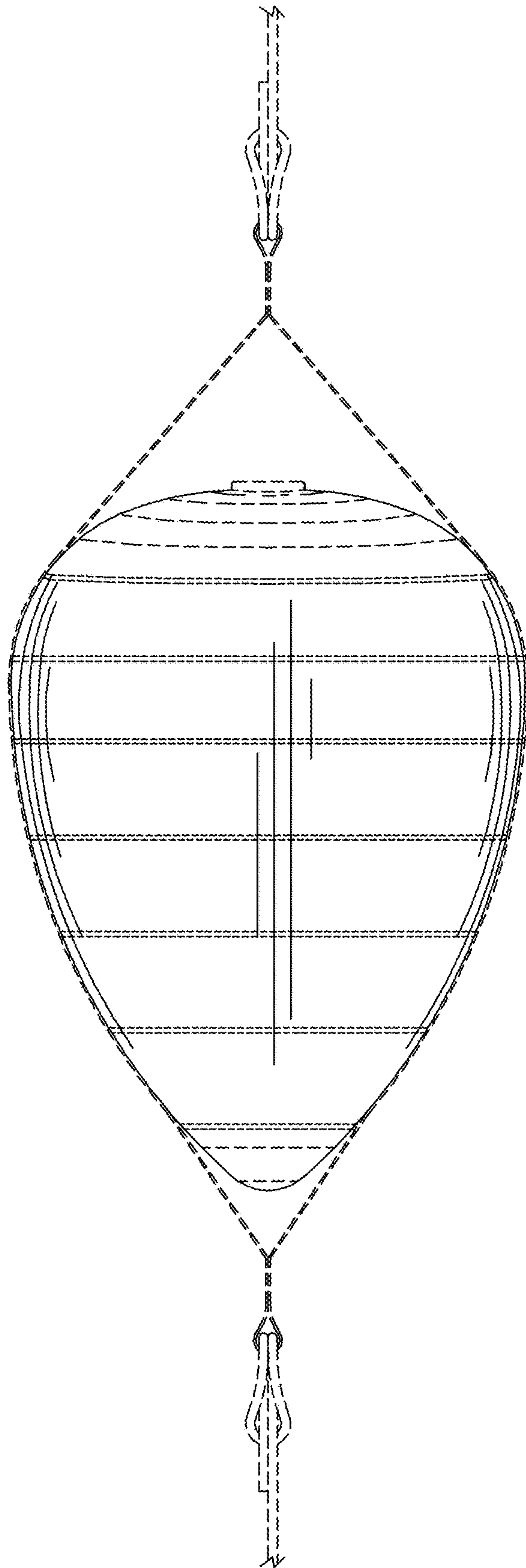


FIG. 7

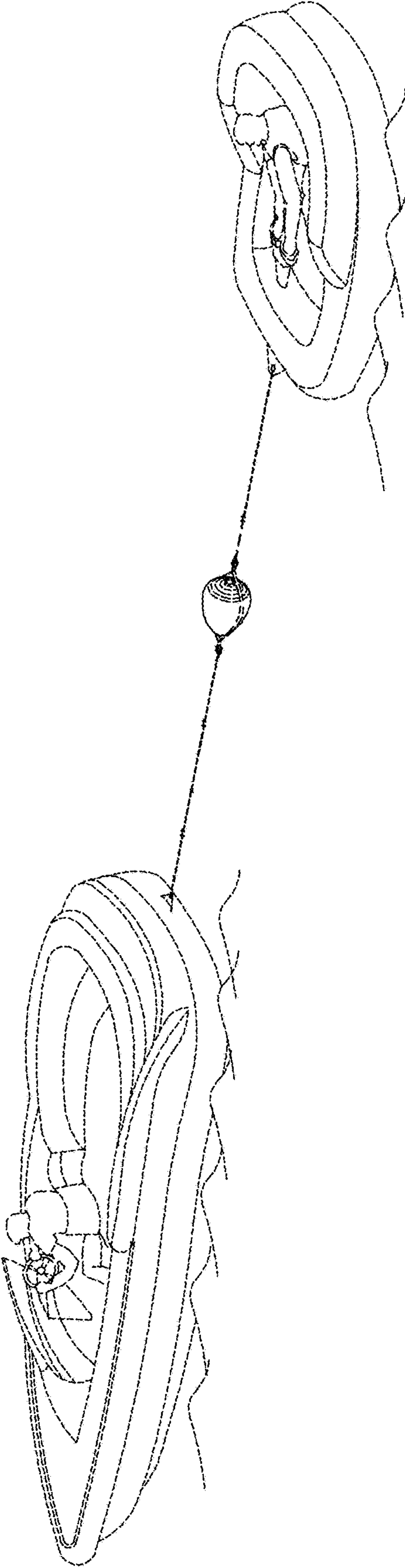


FIG. 8