



US00D791883S

(12) **United States Design Patent**
de Grasse

(10) **Patent No.:** **US D791,883 S**

(45) **Date of Patent:** **** Jul. 11, 2017**

(54) **DETACHABLE TOY CONTROL PANEL FOR STROLLER OR BABY BOAT**

(71) Applicant: **Aqua-Leisure Industries, Inc.**, Avon, MA (US)

(72) Inventor: **Scott R. de Grasse**, Marshfield, MA (US)

(73) Assignee: **Aqua-Leisure Industries, Inc.**, Avon, MA (US)

(**) Term: **15 Years**

(21) Appl. No.: **29/575,766**

(22) Filed: **Aug. 29, 2016**

(51) **LOC (10) Cl.** **21-01**

(52) **U.S. Cl.**
USPC **D21/477**

(58) **Field of Classification Search**
USPC D21/419, 427, 468, 473, 474, 475, 476, D21/477, 515, 542, 566, 803, 808; D12/130, 133
CPC A47D 1/008; A47D 1/0085; A47D 13/043; A63H 33/006; G09B 9/05
See application file for complete search history.

(56) **References Cited**

U.S. PATENT DOCUMENTS

D177,284 S *	3/1956	Sonin	D12/316
D200,863 S *	4/1965	Stubbmann	D21/477
D220,636 S *	5/1971	Stubbmann	D21/477
3,659,375 A *	5/1972	Stubbmann	A63H 33/30 446/7
4,292,758 A *	10/1981	Kuna	A63H 23/10 446/163
D263,406 S *	3/1982	Orenstein	D21/477
D280,650 S *	9/1985	Tateyama	D21/475
D326,123 S *	5/1992	Connon	D21/477
D328,624 S *	8/1992	Hu	D21/477

D329,835 S *	9/1992	Scheinrock	D12/133
D343,220 S *	1/1994	Fireman	D21/803
D374,896 S *	10/1996	Stroud	D21/477
D375,283 S *	11/1996	Lu	D12/130
D402,931 S *	12/1998	Huang	D12/130
D417,417 S *	12/1999	Keegan	D12/130
D430,235 S *	8/2000	Liebowitz	D21/515
D587,764 S *	3/2009	Cheng	D12/130
D679,337 S *	4/2013	Lai	D12/133

(Continued)

Primary Examiner — Cynthia M Chin

(74) *Attorney, Agent, or Firm* — Wolf, Greenfield & Sacks, P.C.

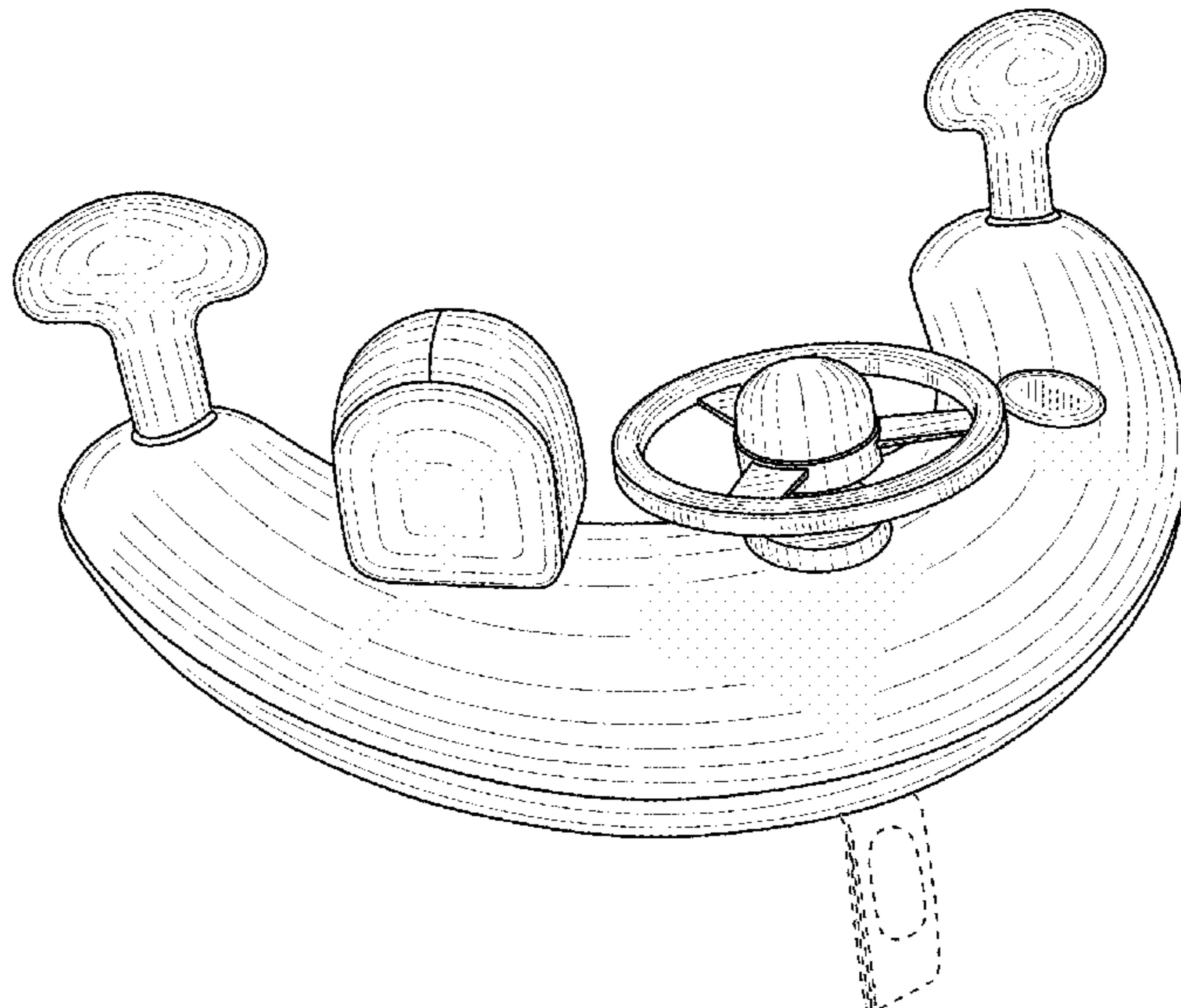
(57) **CLAIM**

The ornamental design for a detachable toy control panel for a stroller or baby boat, as shown and described.

DESCRIPTION

FIG. 1 is a perspective view of a detachable toy control panel for a stroller or baby boat in accordance with my new design. FIG. 2 is a front elevational view of the detachable toy control panel for a stroller or baby boat. FIG. 3 is a top plan view of the detachable toy control panel for a stroller or baby boat of FIG. 2. FIG. 4 is a rear elevational view of the detachable toy control panel for a stroller or baby boat. FIG. 5 is a bottom plan view of the detachable toy control panel for a stroller or baby boat. FIG. 6 is an elevational view of the left side of the detachable toy control panel for a stroller or baby boat of FIG. 2; and, FIG. 7 is an elevational view of the right side of the detachable toy control panel for a stroller or baby boat of FIG. 2. The broken lines shown are included for the purpose of illustrating portions of the article which form no part of the claimed design.

1 Claim, 4 Drawing Sheets



(56)

References Cited

U.S. PATENT DOCUMENTS

D750,534 S * 3/2016 Lu D12/130
9,610,211 B2 * 4/2017 Lai A61H 3/008

* cited by examiner

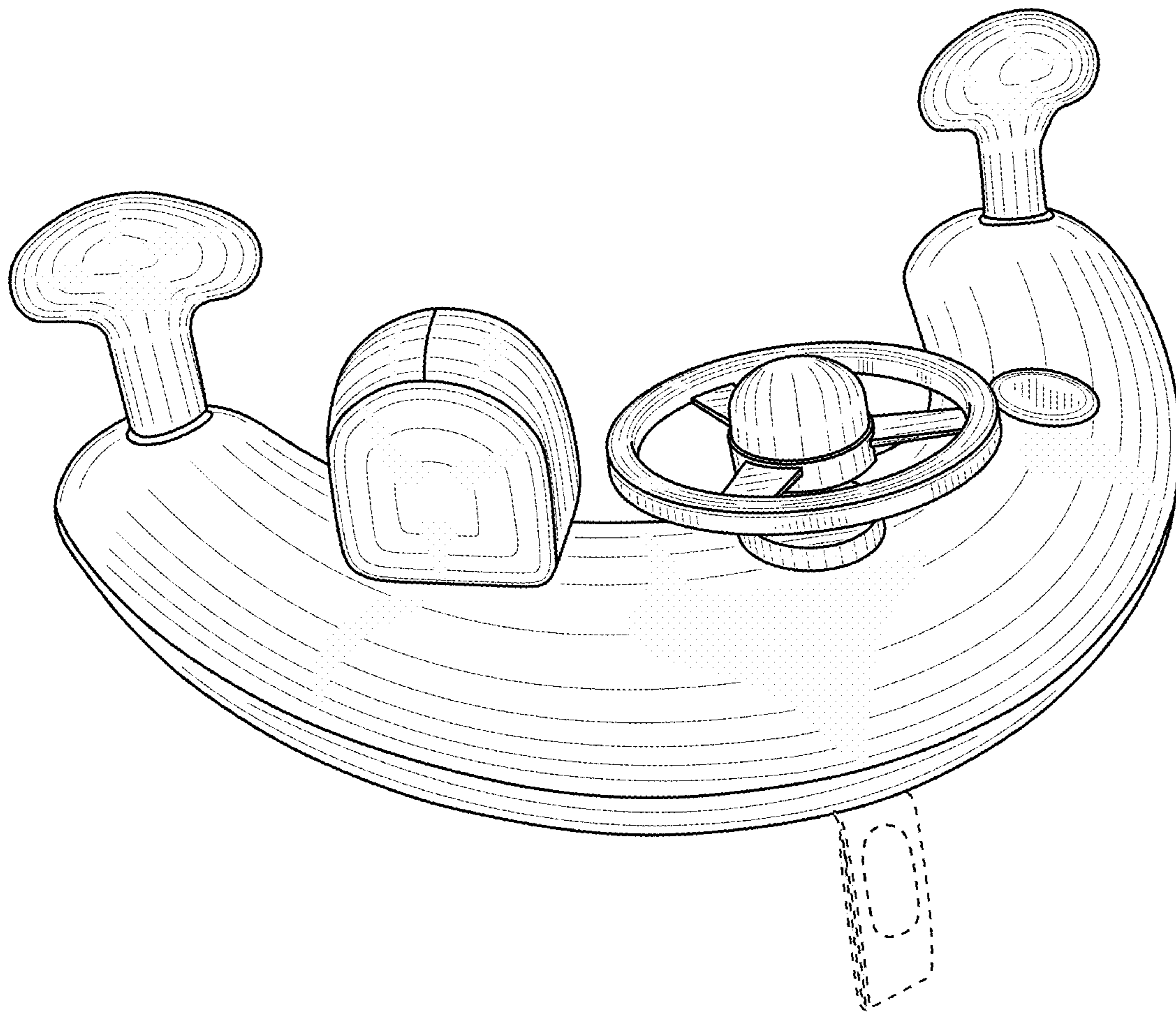


FIG. 1

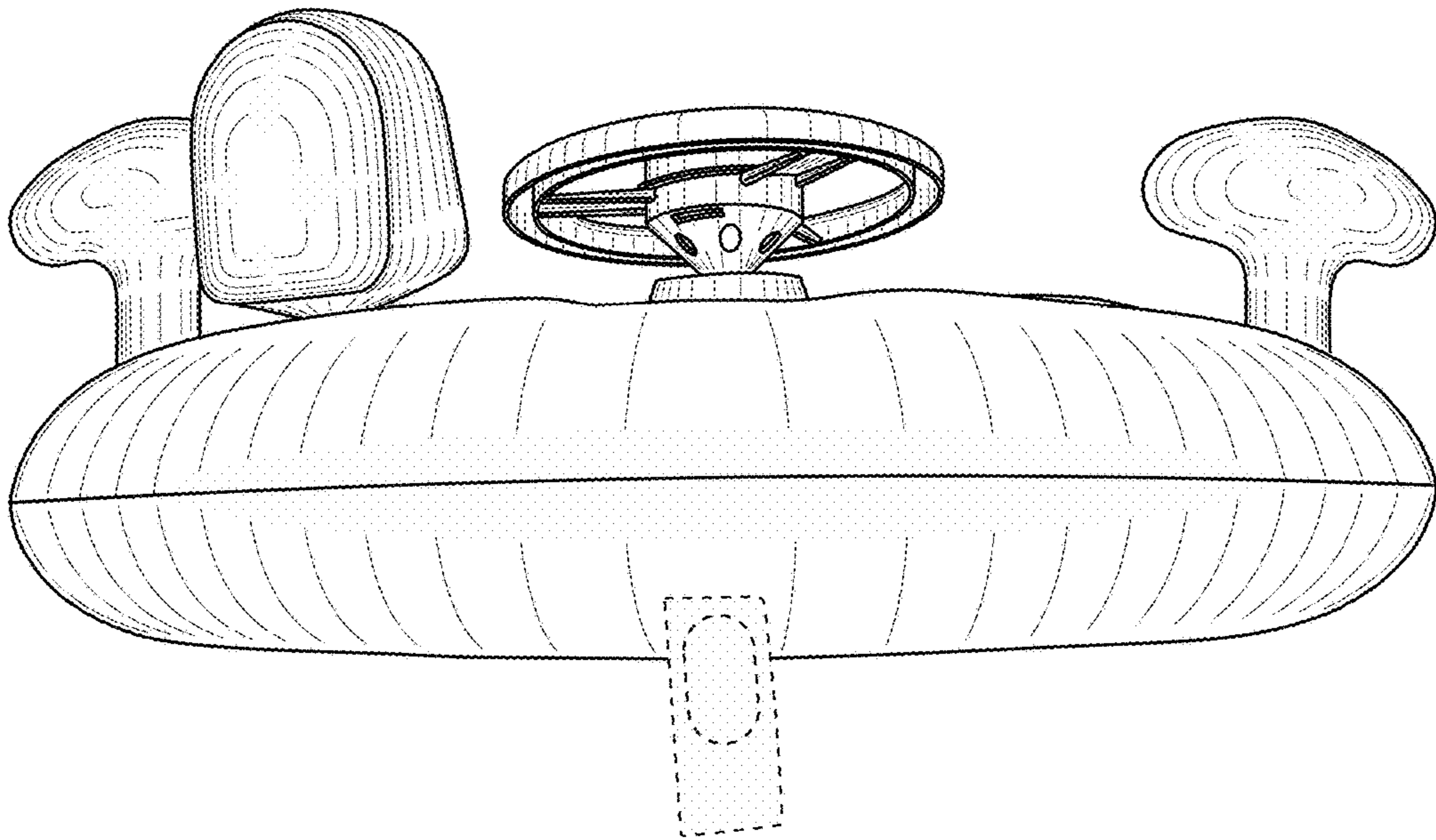


FIG. 2

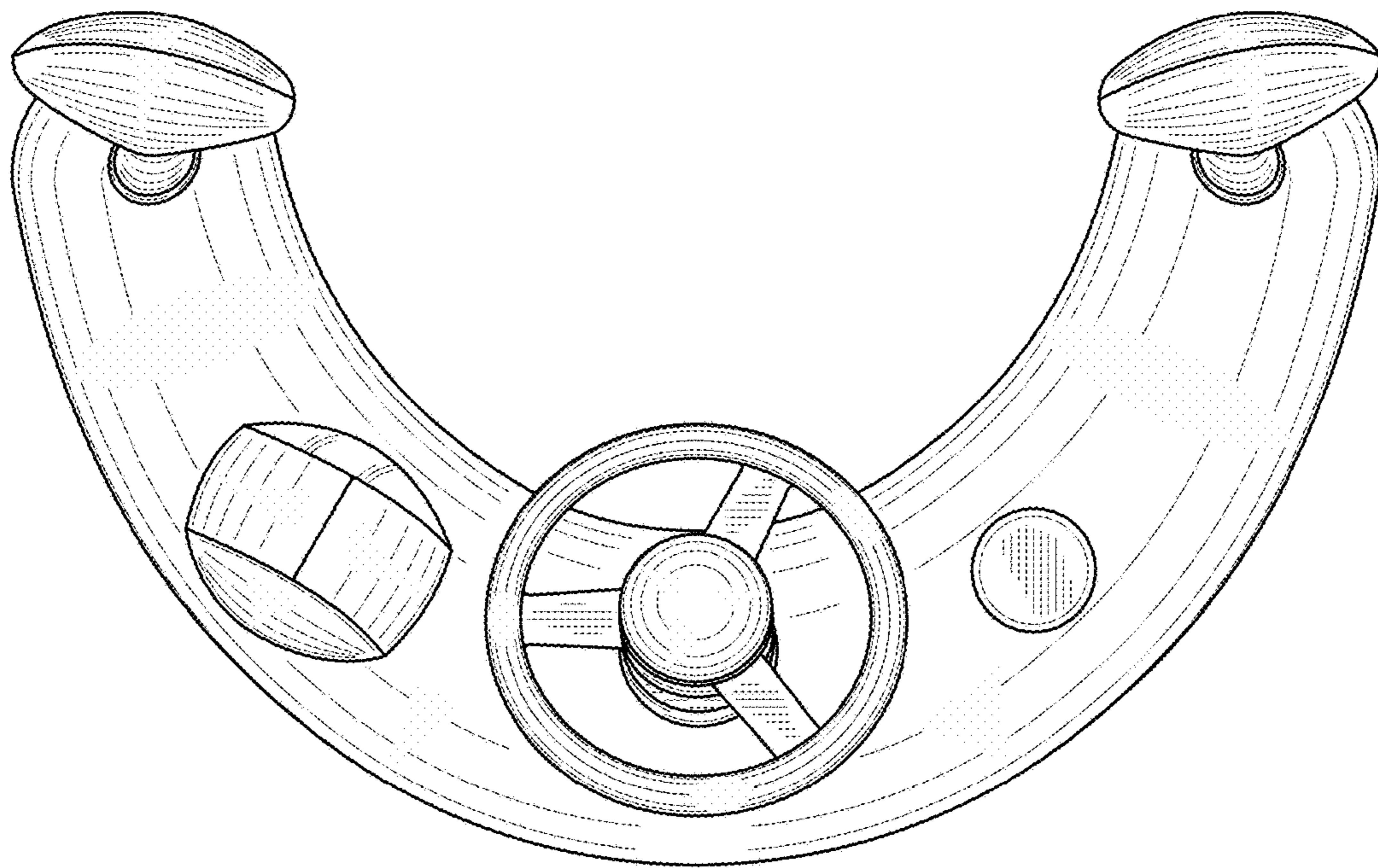


FIG. 3

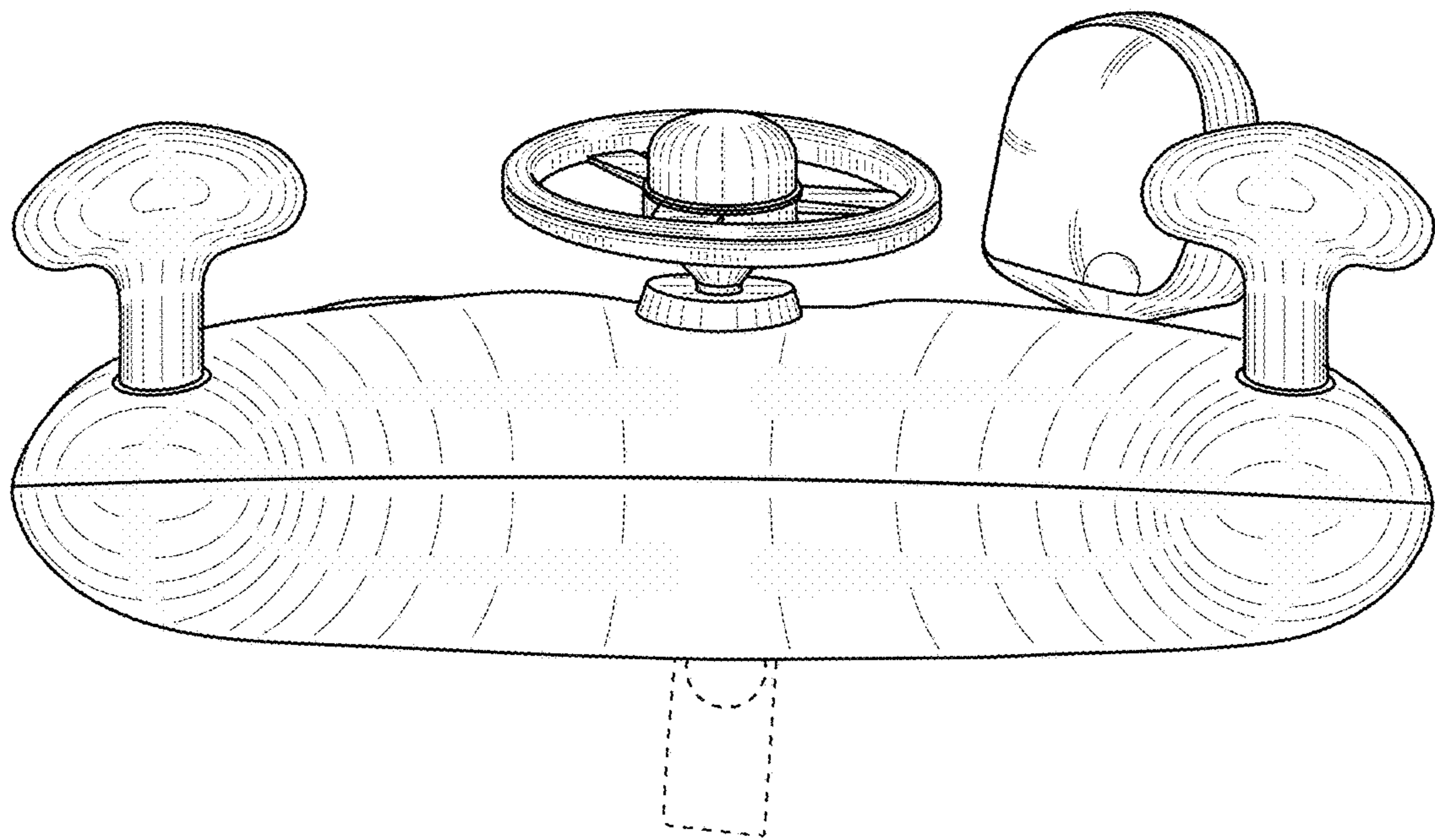


FIG. 4

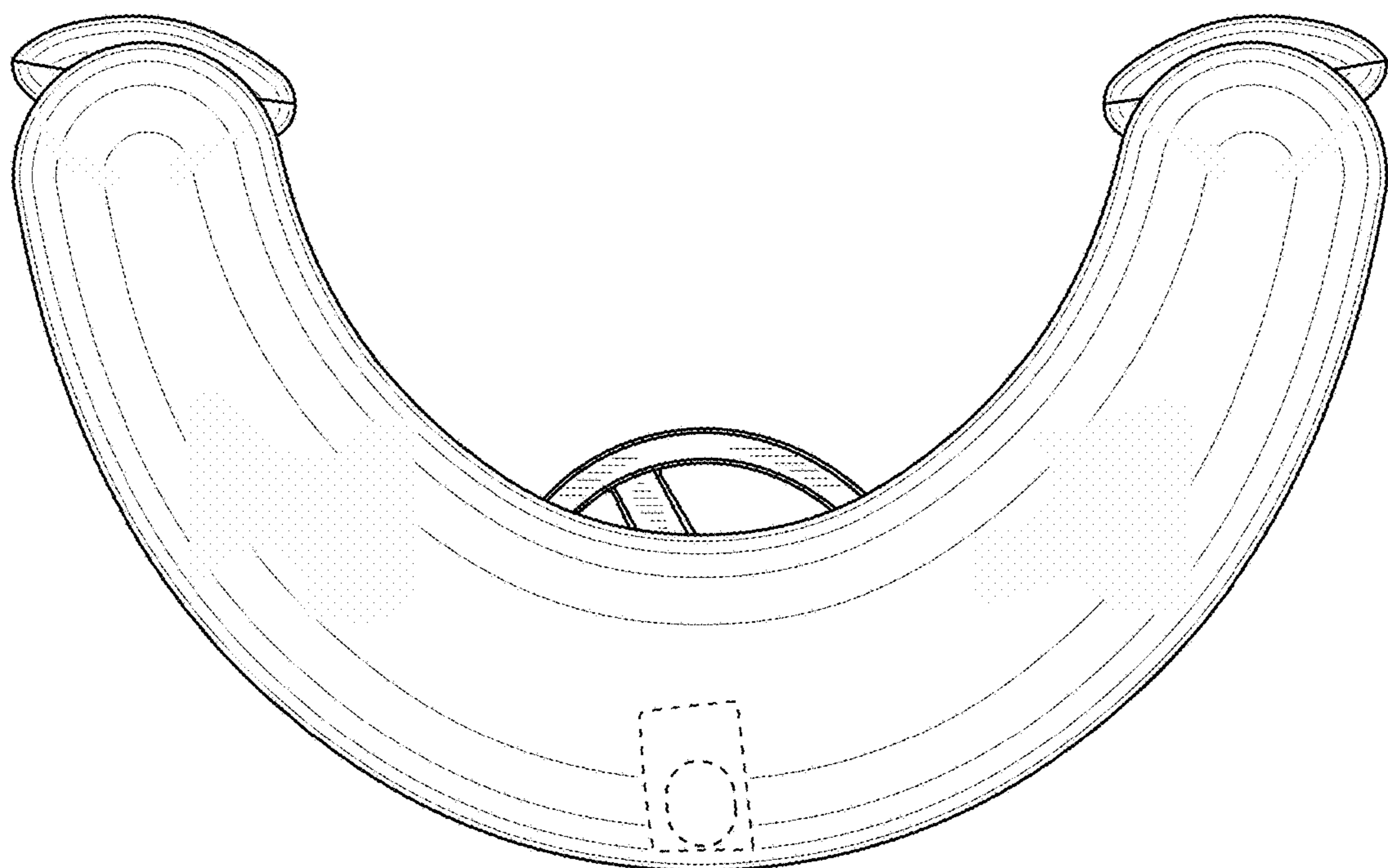


FIG. 5

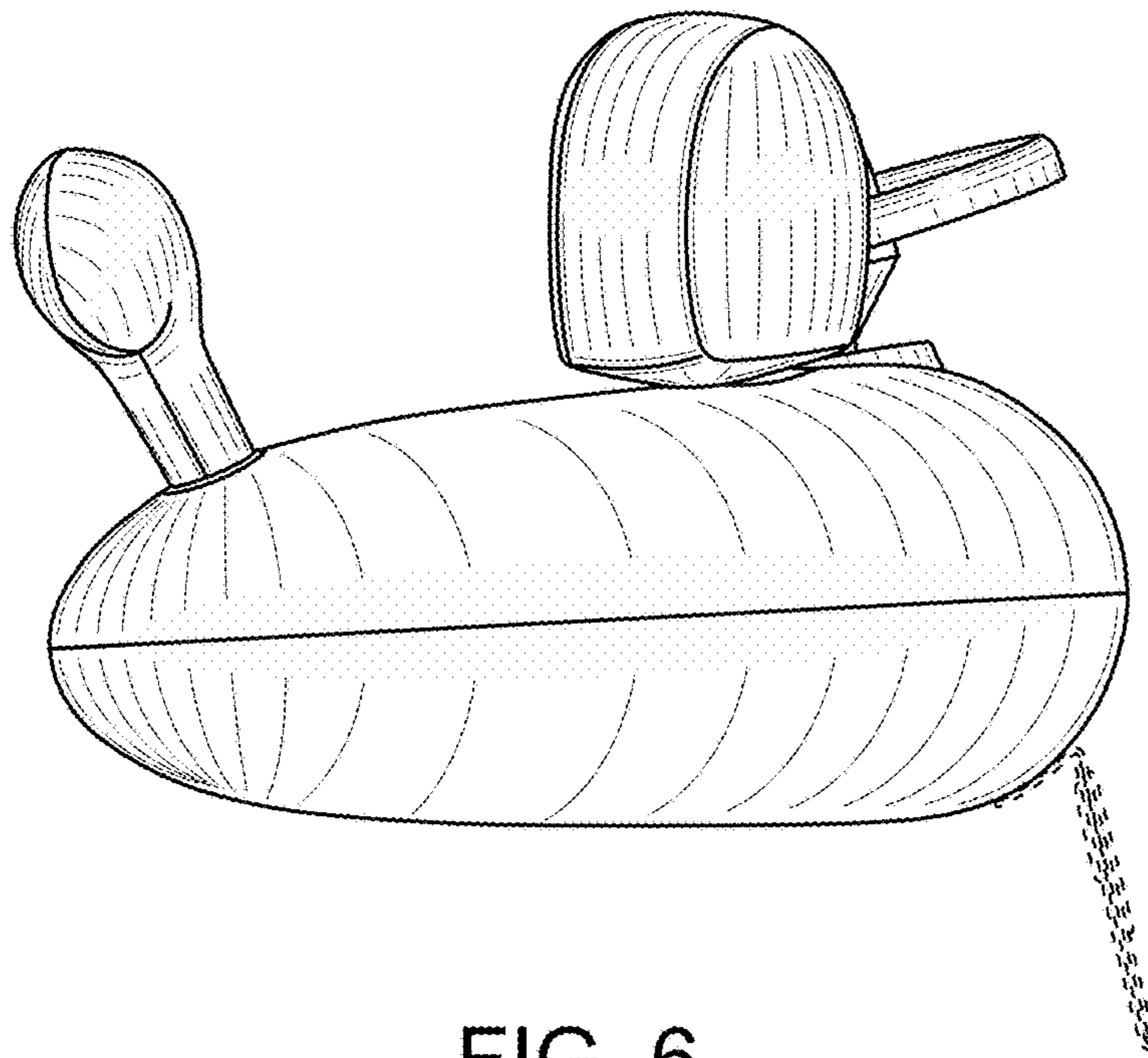


FIG. 6

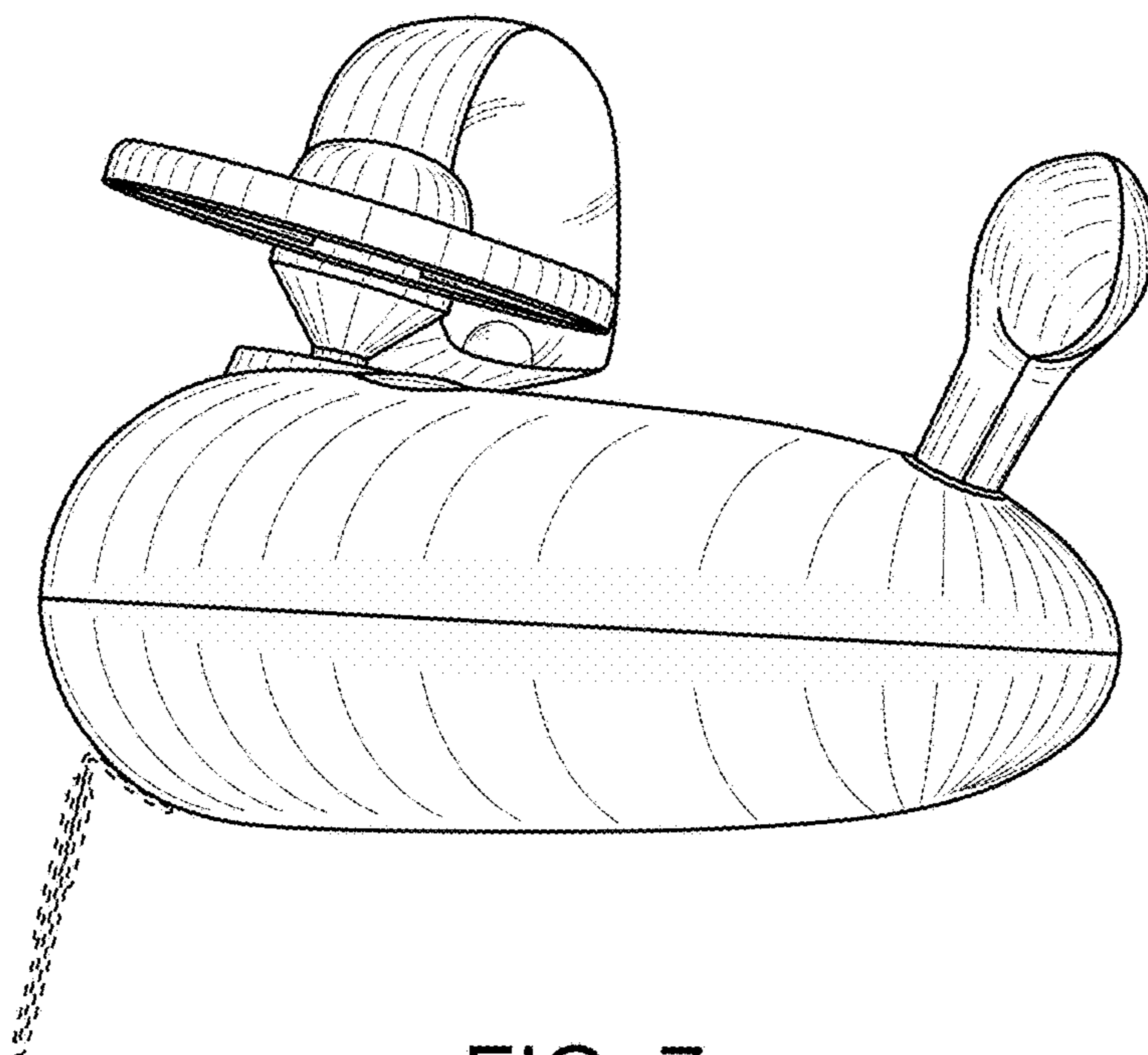


FIG. 7