



US00D791882S

(12) **United States Design Patent** (10) **Patent No.:** **US D791,882 S**  
**Cole** (45) **Date of Patent:** **\*\* Jul. 11, 2017**

(54) **YO YO**  
(71) Applicant: **Ian Cole**, Weldon Spring, MO (US)  
(72) Inventor: **Ian Cole**, Weldon Spring, MO (US)  
(\*\*) Term: **15 Years**  
(21) Appl. No.: **29/549,890**

D206,672 S \* 1/1967 Fullerton ..... D21/464  
3,318,041 A \* 5/1967 Denman ..... A63B 67/16  
446/255  
D219,041 S \* 10/1970 Finkel ..... D21/464  
D418,880 S \* 1/2000 Albarelli, Jr. .... D21/443  
D524,878 S \* 7/2006 Kort ..... D21/464  
7,125,310 B1 \* 10/2006 Van Dan Elzen ..... A63H 1/30  
446/247  
D648,810 S \* 11/2011 Bell ..... D21/464  
D658,243 S \* 4/2012 Saber ..... D21/707  
D694,343 S \* 11/2013 Bell ..... D21/464

(22) Filed: **Dec. 29, 2015**  
(51) **LOC (10) Cl.** ..... **21-01**  
(52) **U.S. Cl.**  
USPC ..... **D21/464**  
(58) **Field of Classification Search**  
USPC ..... D21/455, 459-464, 563, 465;  
446/236-266  
CPC ..... A63H 1/00-1/32; A63B 67/16; A63B  
2067/163; A63B 2067/166  
See application file for complete search history.

**FOREIGN PATENT DOCUMENTS**

BE 1006680 A6 \* 11/1994 ..... A63B 67/083  
FR 379691 A \* 11/1907 ..... A63B 67/16  
FR 381506 A \* 1/1908 ..... A63B 67/16  
FR 389648 A \* 9/1908 ..... A63B 67/16  
GB 191203511 A \* 0/1912 ..... A63H 1/22

\* cited by examiner

*Primary Examiner* — Catherine Tuttle  
(74) *Attorney, Agent, or Firm* — Arthur K. Shaffer;  
Intellectual Property Center, LLC

(56) **References Cited**

**U.S. PATENT DOCUMENTS**

D39,757 S \* 1/1909 Cruver ..... D19/77  
1,016,960 A \* 2/1912 Sapper ..... A63H 1/22  
446/243  
1,440,053 A \* 12/1922 Brett ..... A63H 1/32  
446/254  
1,554,781 A \* 9/1925 Blecker ..... A63B 67/16  
446/255  
2,028,139 A \* 1/1936 Cramp ..... A63B 67/16  
446/255  
2,030,302 A \* 2/1936 Jones ..... A63B 67/16  
446/255  
3,093,926 A \* 6/1963 Wright ..... A63B 67/16  
446/255

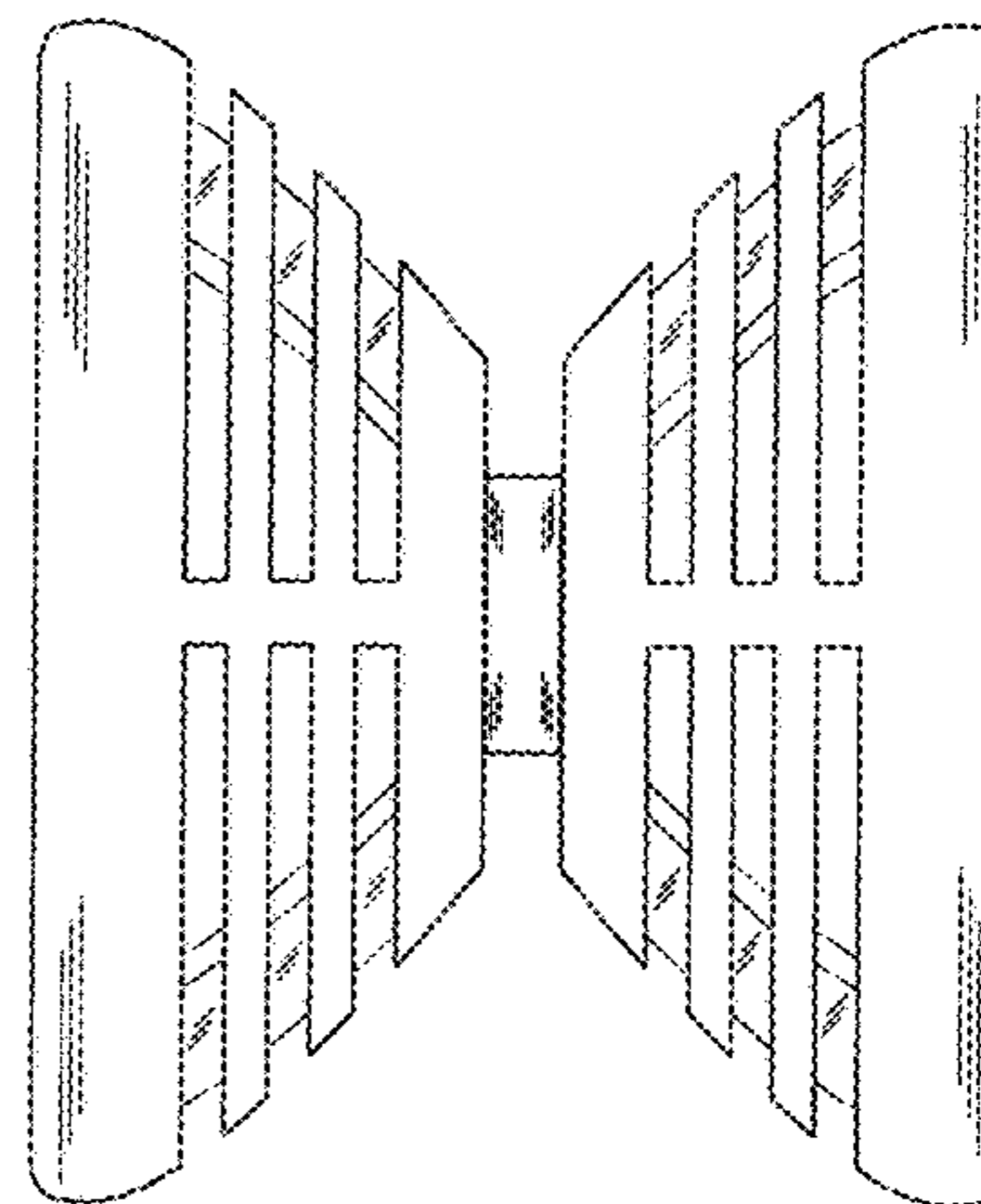
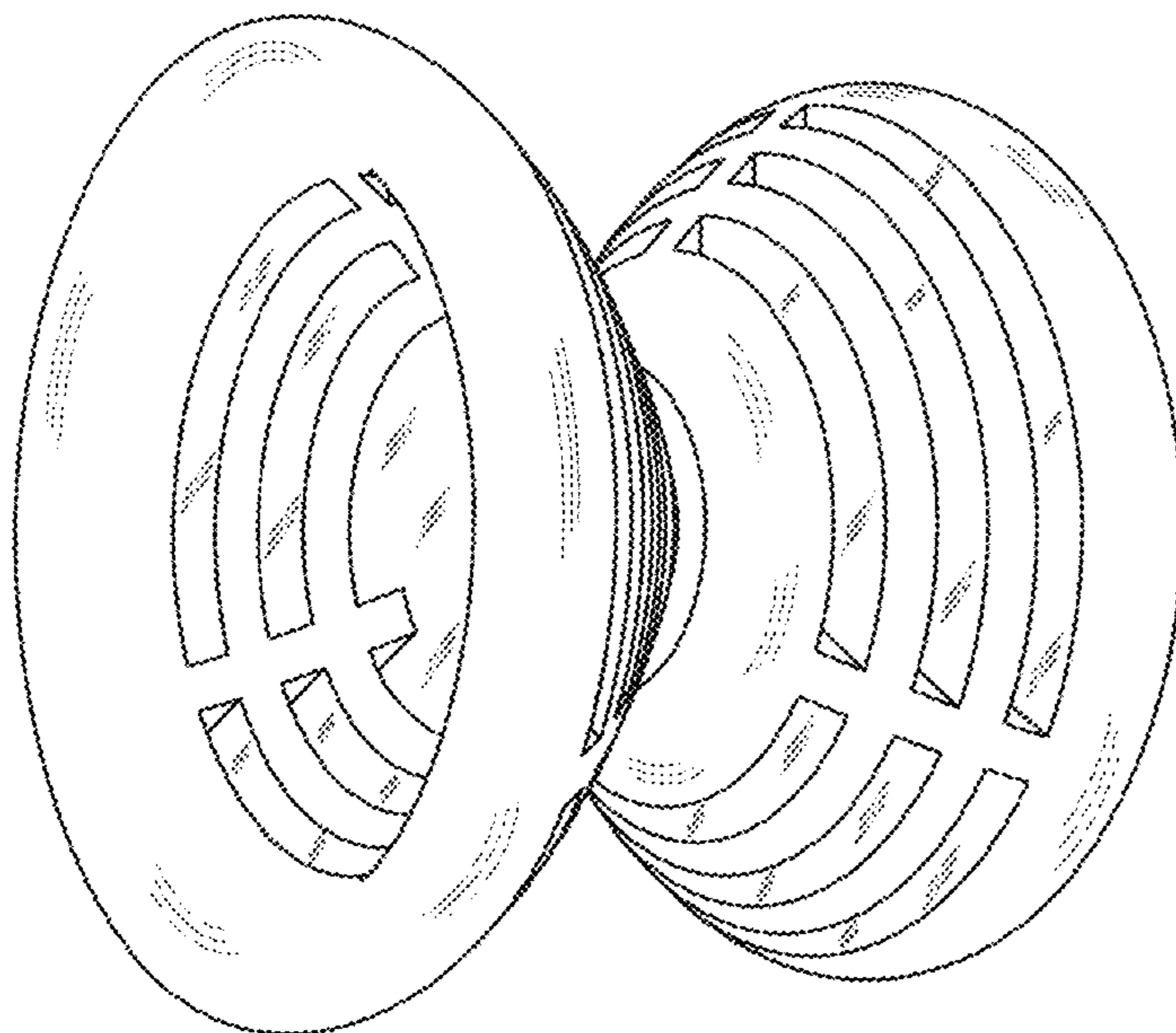
(57) **CLAIM**

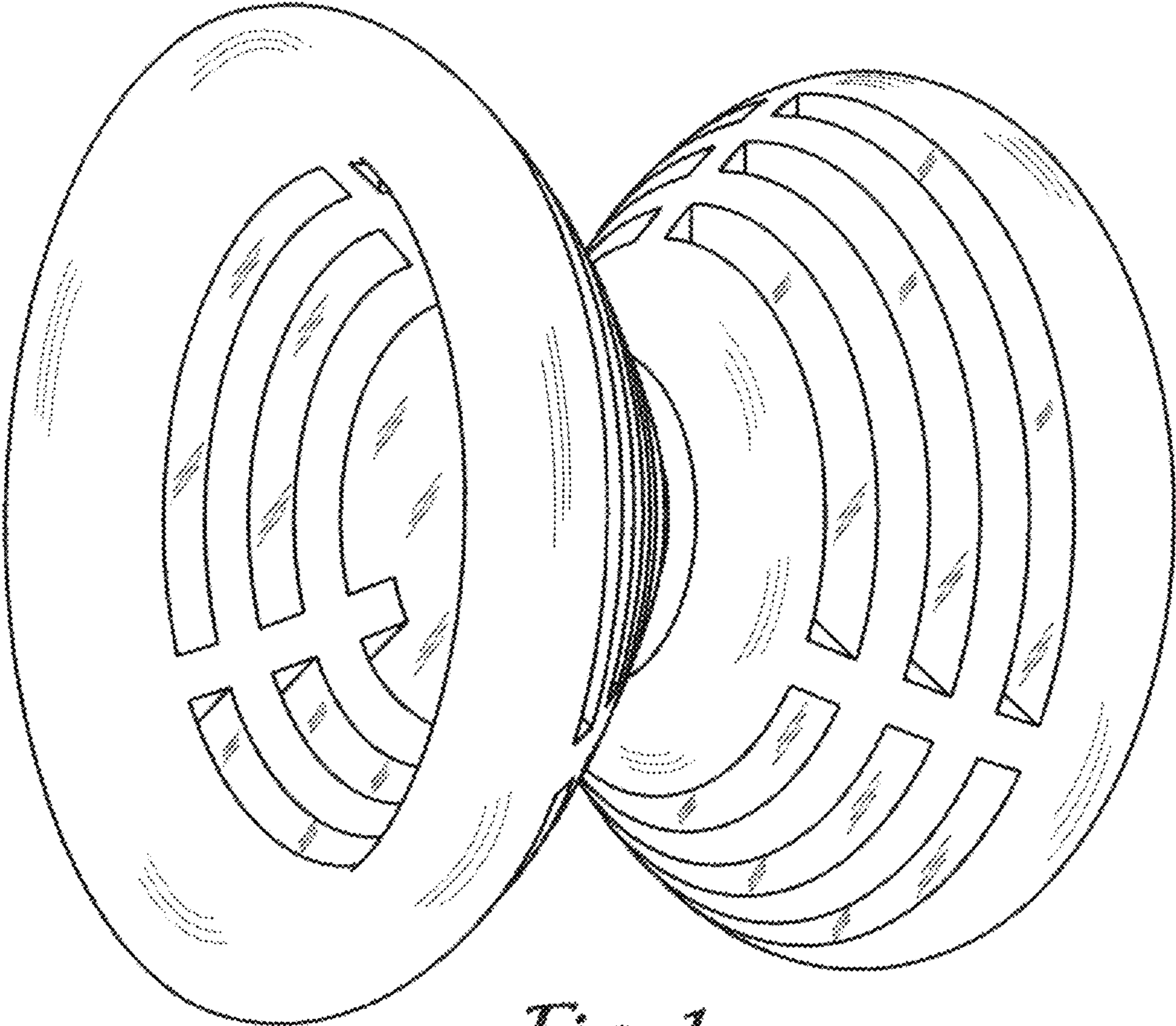
The ornamental design for a yo-yo, as shown and described.

**DESCRIPTION**

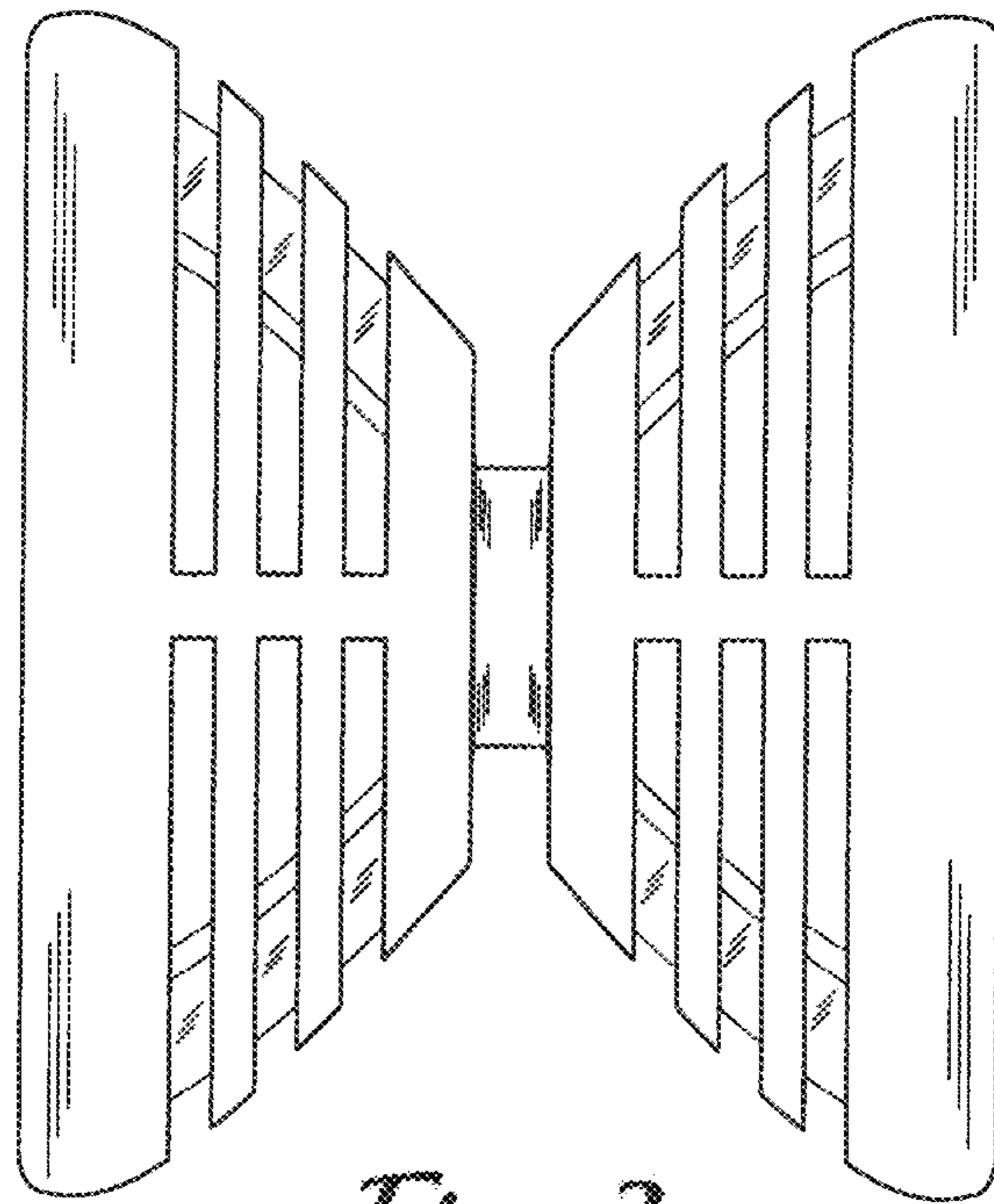
FIG. 1 is a front perspective view of a yo-yo showing my new design;  
FIG. 2 is a top plan view thereof;  
FIG. 3 is a bottom plan view thereof;  
FIG. 4 is a front elevation, the opposite side being a mirror image thereof; and,  
FIG. 5 is a side elevation; the opposite side being a mirror image thereof.

**1 Claim, 3 Drawing Sheets**

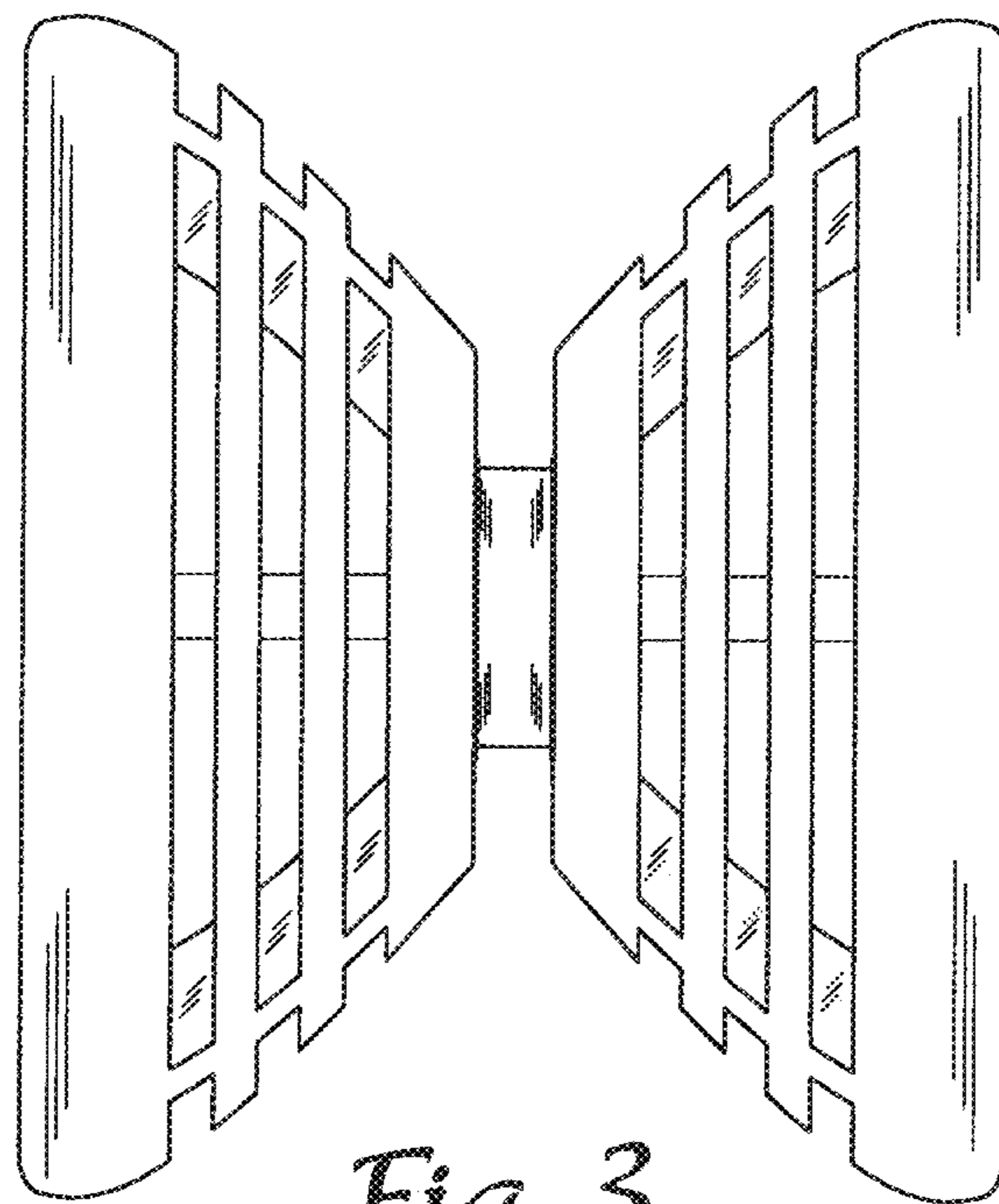




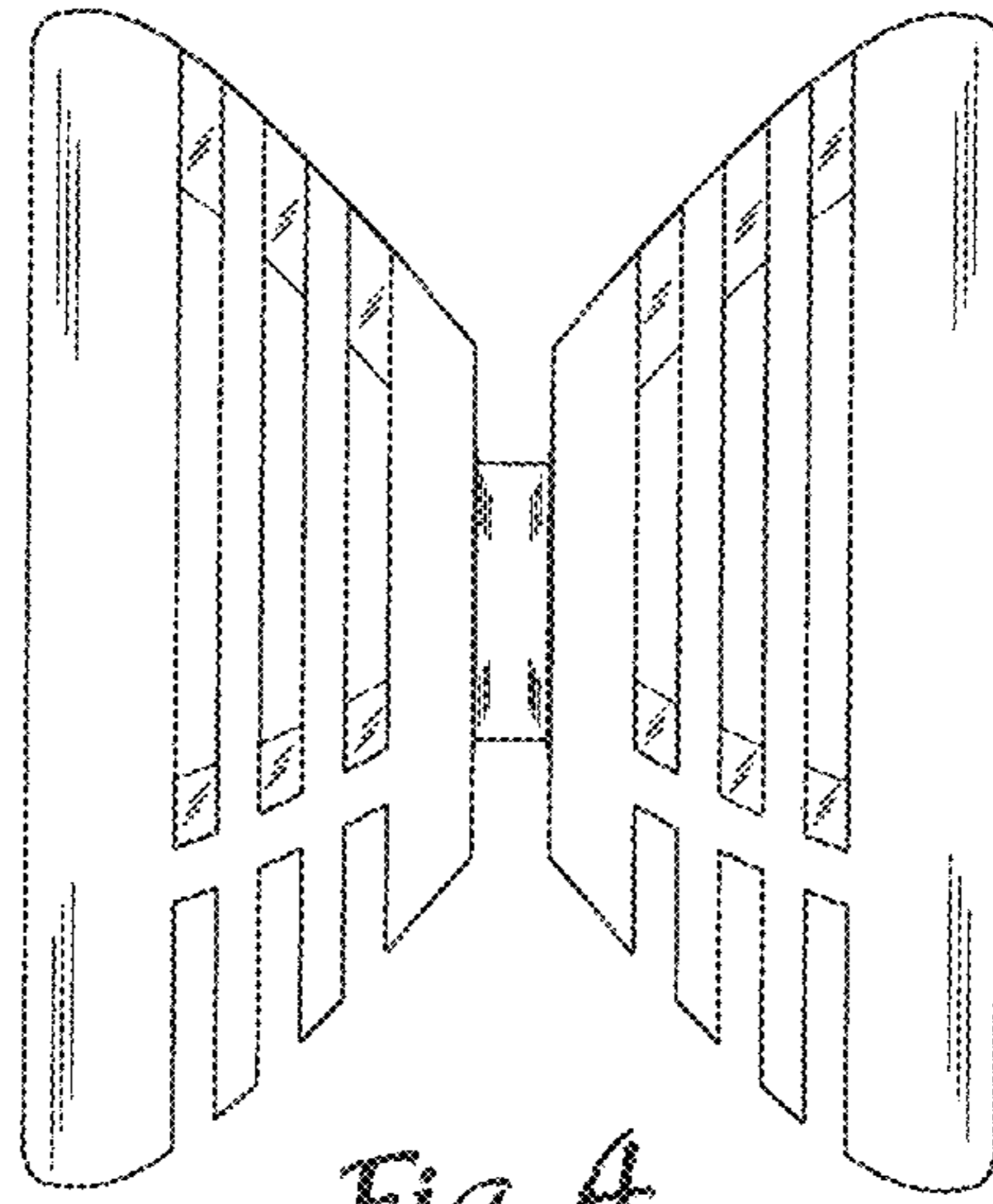
*Fig. 1*



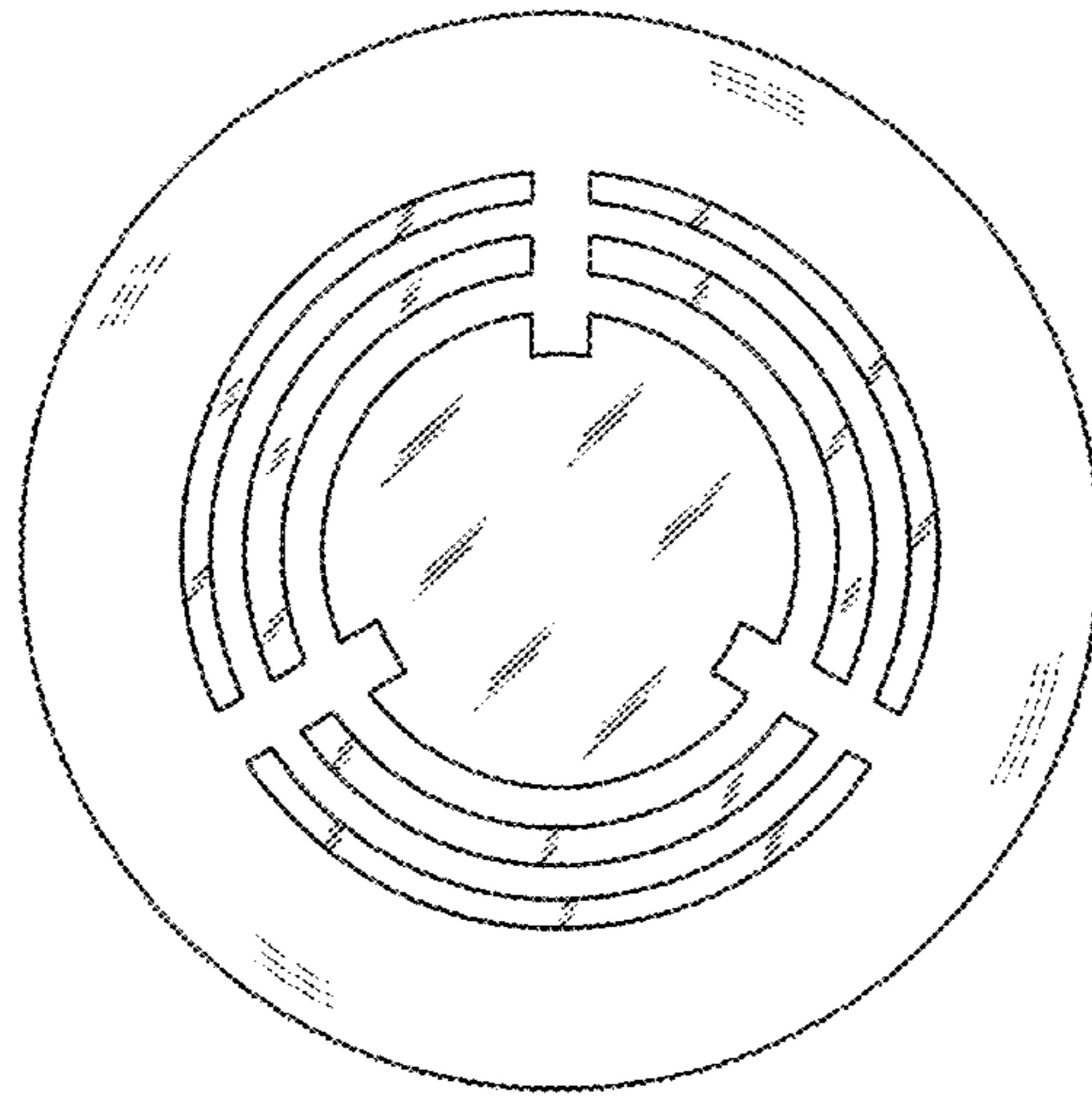
*Fig. 2*



*Fig. 3*



*Fig. 4*



*Fig. 5*