



US00D791873S

(12) **United States Design Patent**
Pennington et al.

(10) **Patent No.: US D791,873 S**
(45) **Date of Patent: ** Jul. 11, 2017**

(54) **PEN**
(71) Applicant: **Europe Brands S.à r.l.**, Luxembourg (LU)
(72) Inventors: **Stephen Pennington**, Kalamazoo, MI (US); **Ryan Heiser**, Kalamazoo, MI (US); **Jeffrey Browne**, Portage, MI (US)
(**) Term: **15 Years**
(21) Appl. No.: **29/545,286**
(22) Filed: **Nov. 11, 2015**
(51) **LOC (10) Cl. 19-06**
(52) **U.S. Cl.**
USPC **D19/173**
(58) **Field of Classification Search**
USPC D14/411, 431, 480.3; D19/115–204
CPC . B43K 5/005; B43K 7/00; B43K 7/12; B43K 8/04; B43K 8/06; B43K 19/00; B43K 19/02; B43K 19/14; B43K 24/08; B43K 24/084
See application file for complete search history.

1,794,939 A * 3/1931 Yocom B43K 29/08 101/22
2,468,258 A * 4/1949 Fahringer B43K 24/12 401/31
2,676,570 A * 4/1954 Fahringer B43K 24/12 401/31
5,313,557 A * 5/1994 Osterhout G06F 15/0208 369/64
D438,248 S * 2/2001 Hollington D19/196
D445,454 S * 7/2001 Martens D19/170
D447,177 S * 8/2001 Pichler D19/170
D477,026 S * 7/2003 Stropkay D19/170
6,923,588 B1 * 8/2005 Hsieh B43K 24/03 401/104
D575,823 S * 8/2008 Rommel D19/170
D585,937 S * 2/2009 Dhesse D19/170
D589,090 S * 3/2009 Dhesse D19/199
7,530,751 B2 * 5/2009 Journe B43K 5/17 401/107
D600,281 S * 9/2009 Delancourt D19/170
D605,698 S * 12/2009 Zhang D19/170
D611,094 S * 3/2010 Collin D19/170
D700,657 S * 3/2014 Schweig D19/170
D701,268 S * 3/2014 Schweig D19/170
8,967,900 B2 * 3/2015 Anderson B43K 29/00 401/195

(Continued)

Primary Examiner — Elizabeth Albert
(74) *Attorney, Agent, or Firm* — Europe Brands S.à r.l

(56) **References Cited**
U.S. PATENT DOCUMENTS

D57,399 S * 3/1921 Taussig D19/121
D57,404 S * 3/1921 Wahl D19/147
D57,405 S * 3/1921 Wahl D19/147
D58,516 S * 7/1921 Wahl D19/147
1,468,562 A * 9/1923 Gilman, Jr. B43K 25/02 24/11 F
D70,575 S * 7/1926 Parker D19/170
1,655,719 A * 1/1928 Wilkinson B01L 3/0272 222/1
1,756,242 A * 4/1930 Doeblor B43K 21/085 401/6

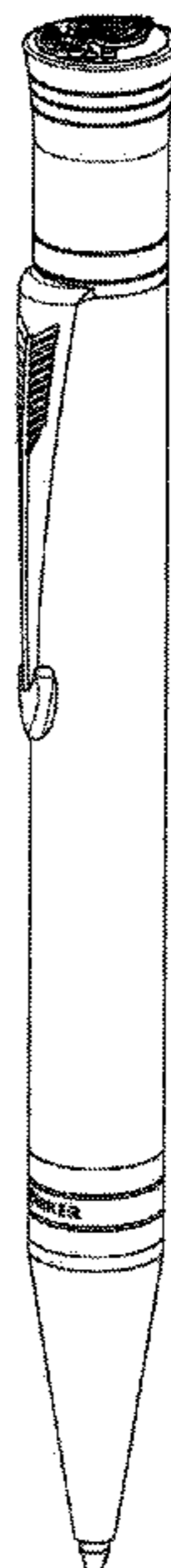
(57) **CLAIM**

The ornamental design for a “pen,” as shown and described.

DESCRIPTION

FIG. 1 is a perspective view of a pen showing a new design; FIG. 2 is a front view thereof; FIG. 3 is a back view thereof; FIG. 4 is a left view thereof; FIG. 5 is an enlarged top view thereof; and, FIG. 6 is an enlarged bottom view thereof.

1 Claim, 6 Drawing Sheets



(56)

References Cited

U.S. PATENT DOCUMENTS

D729,875 S * 5/2015 Xu D19/177
D765,027 S * 8/2016 Lee D13/108

* cited by examiner

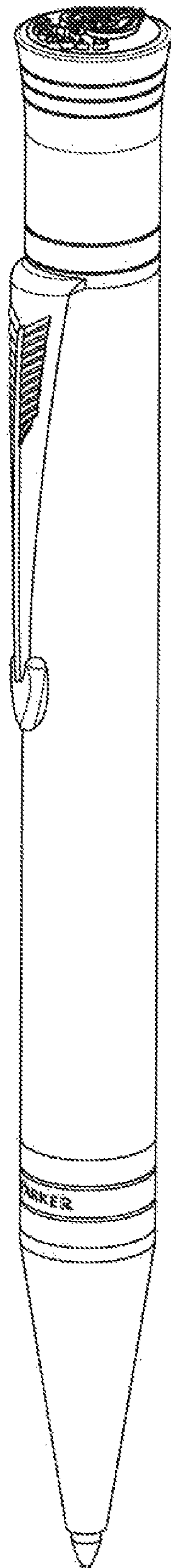


FIG. 1




FIG. 2




FIG. 3




FIG. 4




FIG. 5

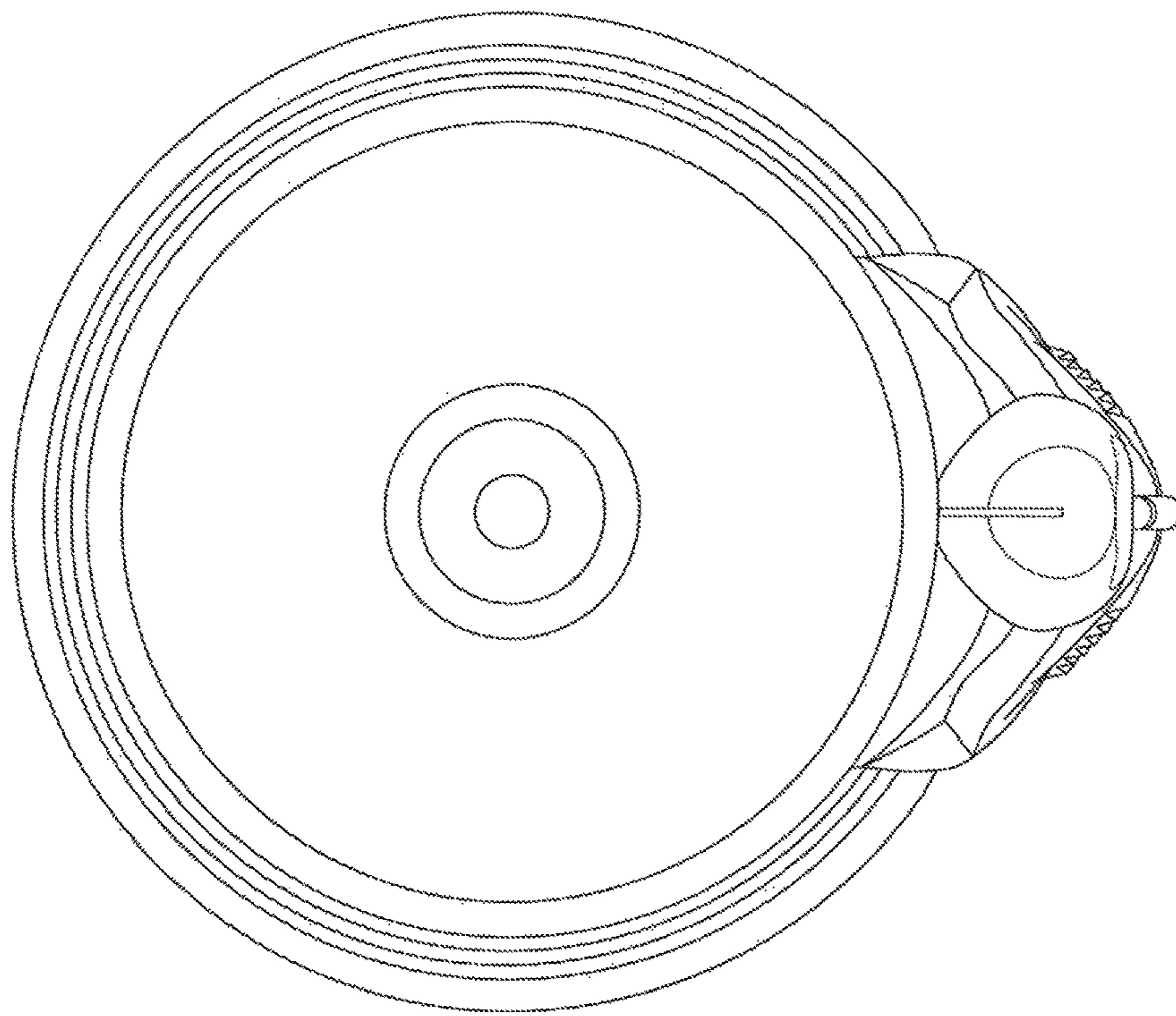


FIG. 6