



US00D791857S

(12) **United States Design Patent**
Jim

(10) **Patent No.:** **US D791,857 S**
(45) **Date of Patent:** **** Jul. 11, 2017**

- (54) **POCKET READING GLASSES**
- (71) Applicant: **Concavex Plastic Works Limited,**
Hong Kong (CN)
- (72) Inventor: **Shiu-fai Jim,** Hong Kong (HK)
- (**) Term: **15 Years**
- (21) Appl. No.: **29/550,379**
- (22) Filed: **Jan. 4, 2016**
- (51) **LOC (10) Cl.** **16-06**
- (52) **U.S. Cl.**
USPC **D16/309**
- (58) **Field of Classification Search**
USPC D16/101, 300–342, 900; D29/109–110;
D21/483, 659–661; D14/372; 351/41,
351/44, 45–48, 51–52, 62, 158, 92,
351/103–123, 140–153, 63, 59; 2/13, 15,
2/426–432, 447–449, 441, 434–437
CPC G02C 2200/08; G02C 1/06; G02C 5/14;
G02C 11/02; G02C 11/04; G02C 5/16;
G02C 2200/22; G02C 5/146; G02C
5/2254; G02C 5/008; G01C 5/16; A61M
2021/0044; A63B 33/002
See application file for complete search history.

(56) **References Cited**

U.S. PATENT DOCUMENTS

- 654,005 A * 7/1900 Kabisch G02C 3/04
206/5
- 1,137,504 A * 4/1915 Lowres G02C 3/04
351/56
- 1,899,664 A * 2/1933 Blocker G02C 3/04
351/56
- 3,441,341 A * 4/1969 Dunn G02C 5/005
351/119
- 4,707,088 A * 11/1987 Tabacchi G02C 3/04
206/5
- D338,026 S * 8/1993 Regensburg D16/302

- 6,102,541 A * 8/2000 Kuo G02C 5/006
2/454
- 6,406,144 B1 * 6/2002 Waters G02C 3/04
351/56
- D509,529 S * 9/2005 Cole D16/309
- D512,451 S * 12/2005 Usui D16/309
- D668,280 S * 10/2012 Jim D16/135
- D774,582 S * 12/2016 Tang D16/135
- 2014/0152951 A1 * 6/2014 Porter G02C 3/04
351/63
- 2016/0103337 A1 * 4/2016 Loner G02C 7/16
351/45

* cited by examiner

Primary Examiner — Eric Goodman
Assistant Examiner — Sanjeev Paul
(74) *Attorney, Agent, or Firm* — Sonya C. Harris;
Invention Services

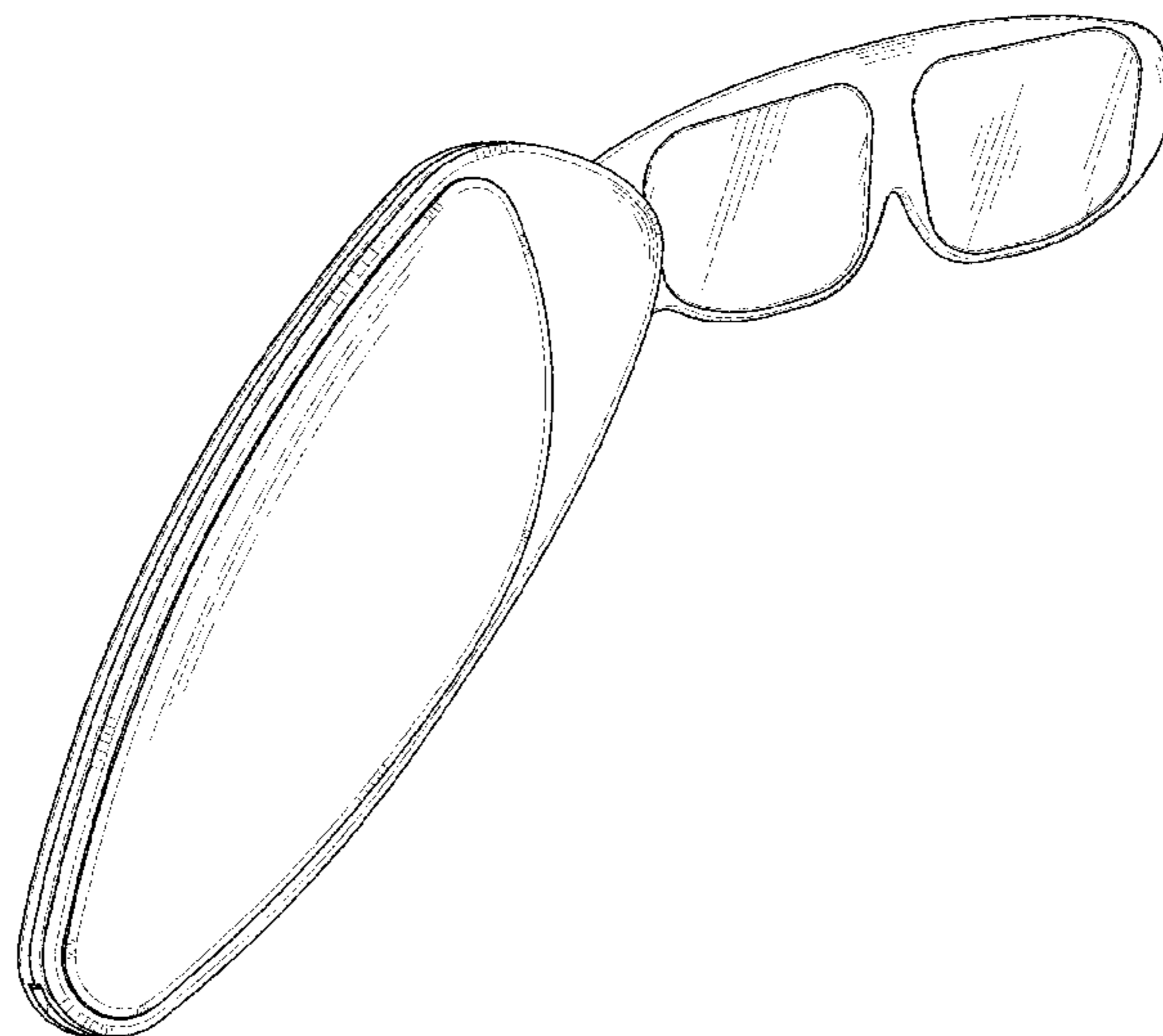
(57) **CLAIM**

The ornamental design for a pocket reading glasses, as shown and described.

DESCRIPTION

FIG. 1 is a top left front perspective view of my design; FIG. 2 is a top right rear perspective view of my design; FIG. 3 is a front elevational view of my design; FIG. 4 is a rear elevational view of my design; FIG. 5 is a left side elevational view of my design; FIG. 6 is a right side elevational view of my design; FIG. 7 is a top elevational view of my design; FIG. 8 is a bottom elevational view of my design; FIG. 9 is a top left front perspective view of my design, with the cover removed exposing the reading glasses; and, FIG. 10 is a top right rear perspective view of my design, with the cover removed exposing the reading glasses. The broken lines shown in the drawings are for the purpose of illustrating unclaimed portions of the pocket reading glasses and form no part of the claimed design.

1 Claim, 9 Drawing Sheets



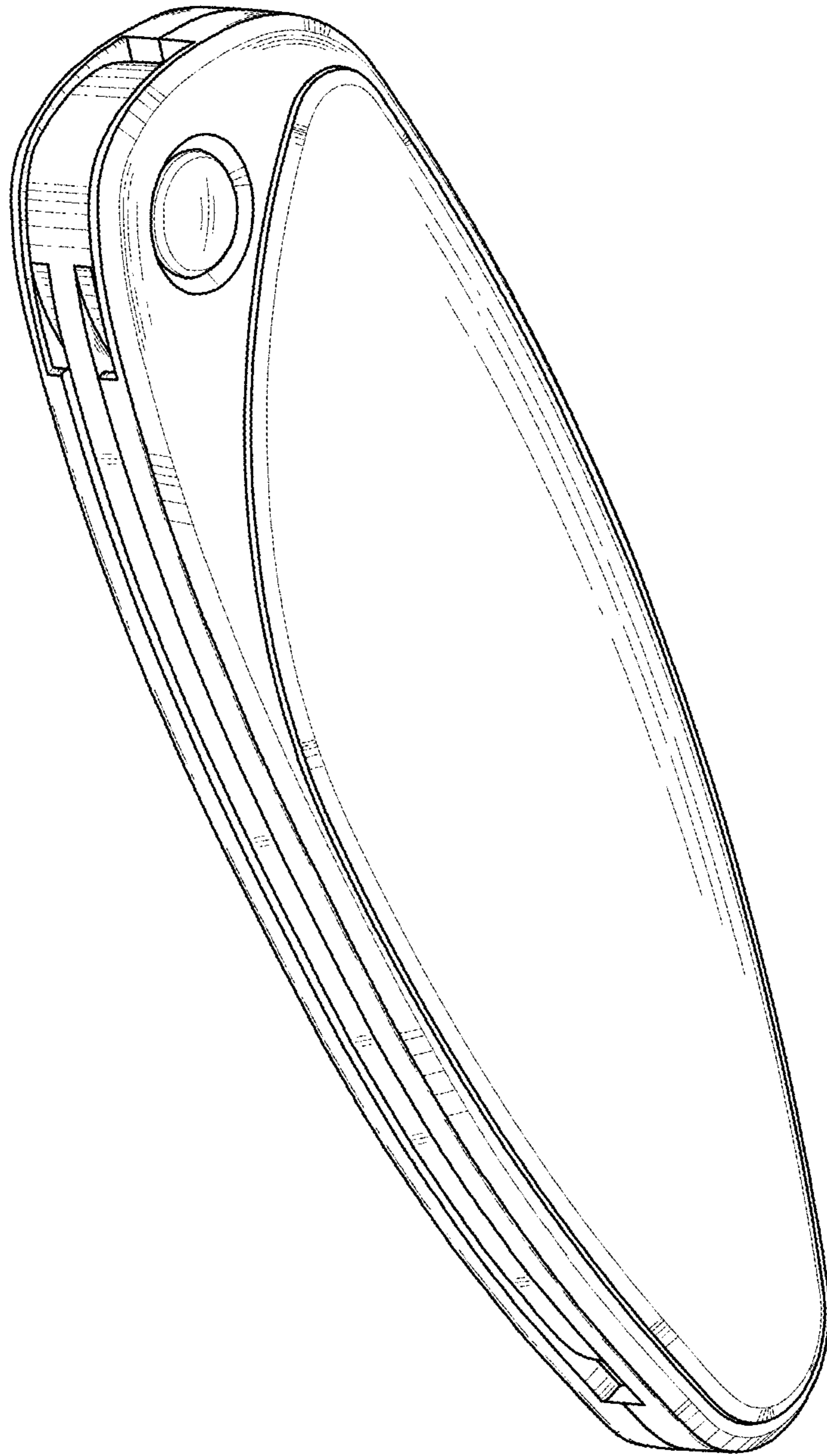


FIG. 1




FIG. 2

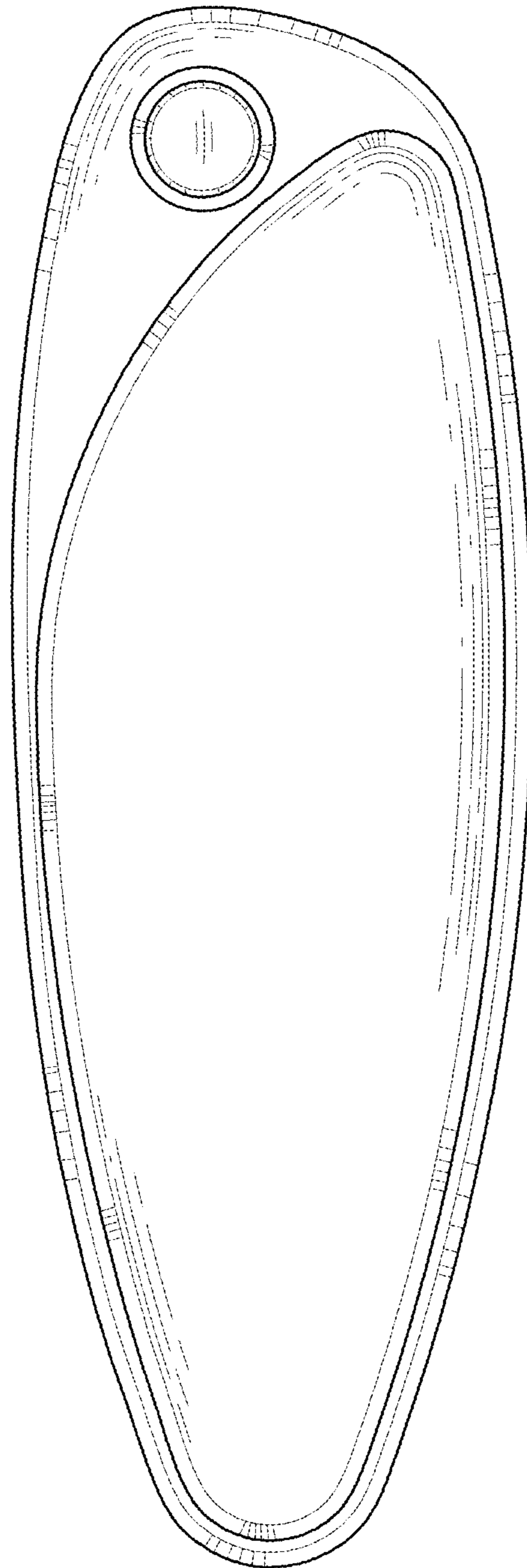


FIG. 3

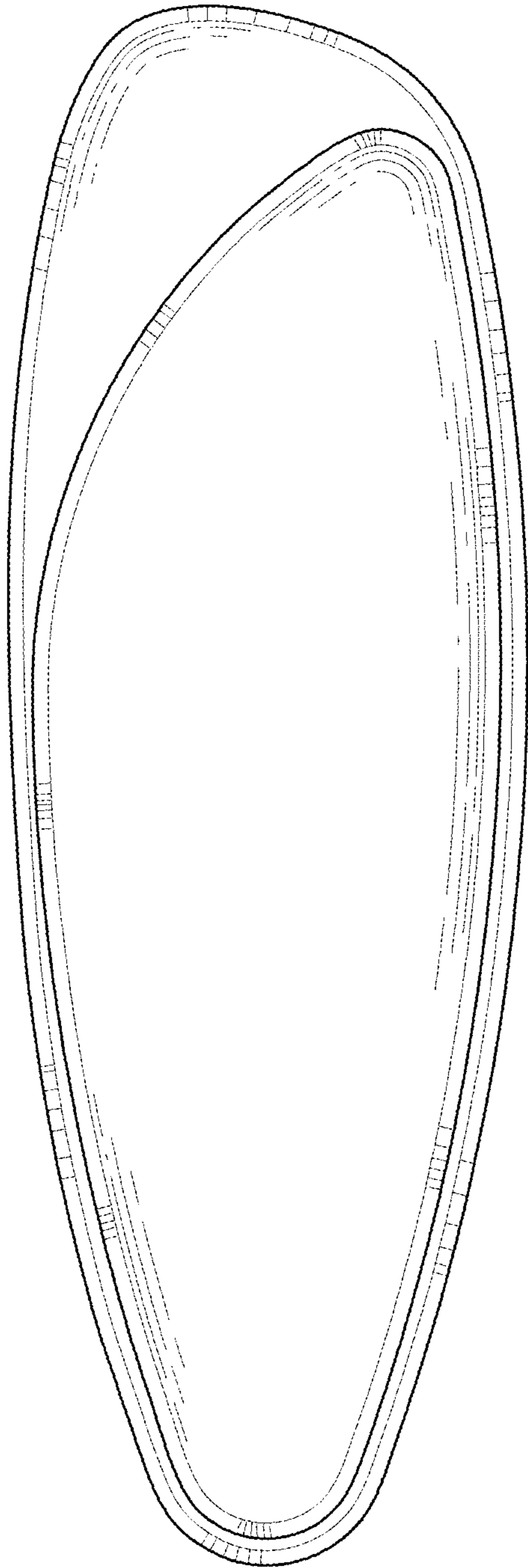


FIG. 4

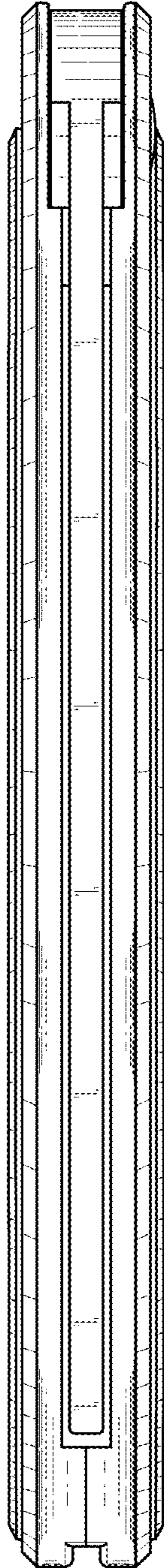


FIG. 5

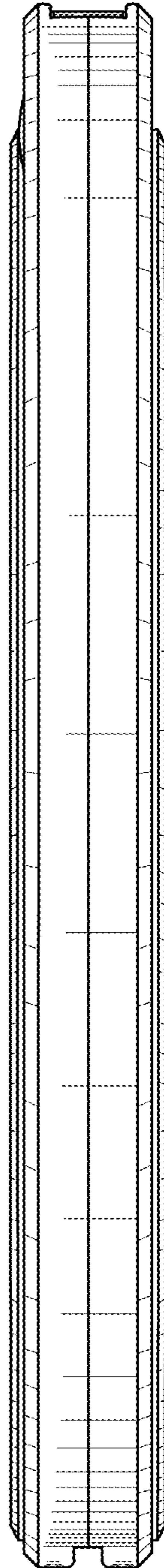


FIG. 6

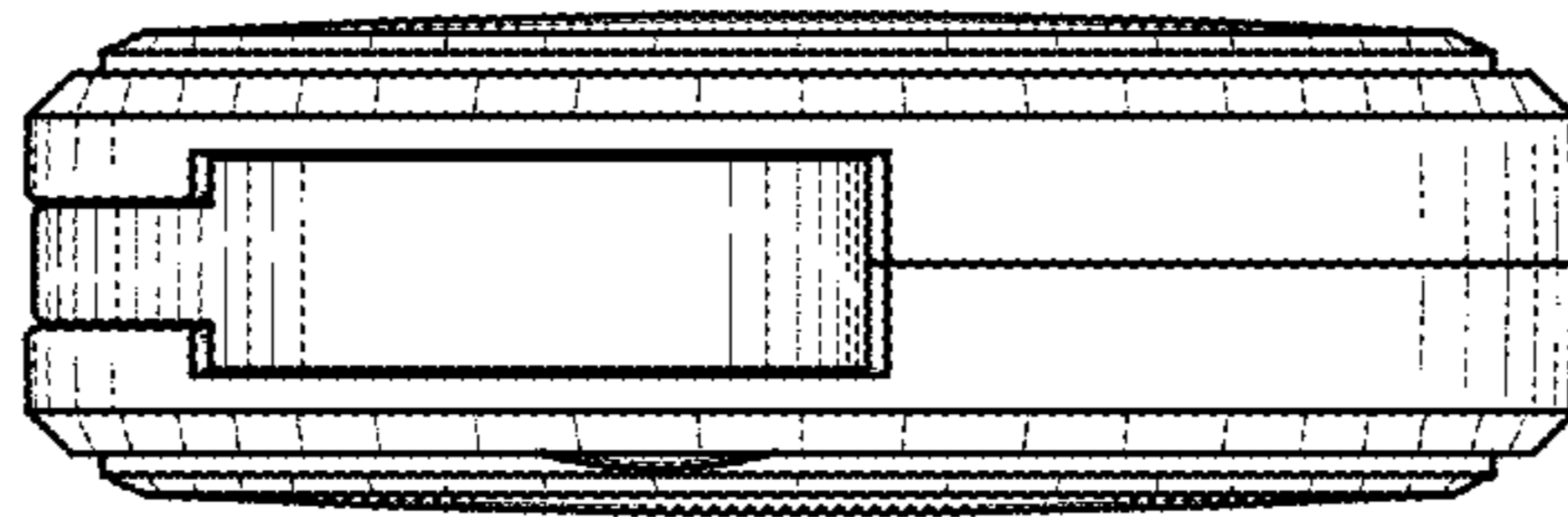


FIG. 7

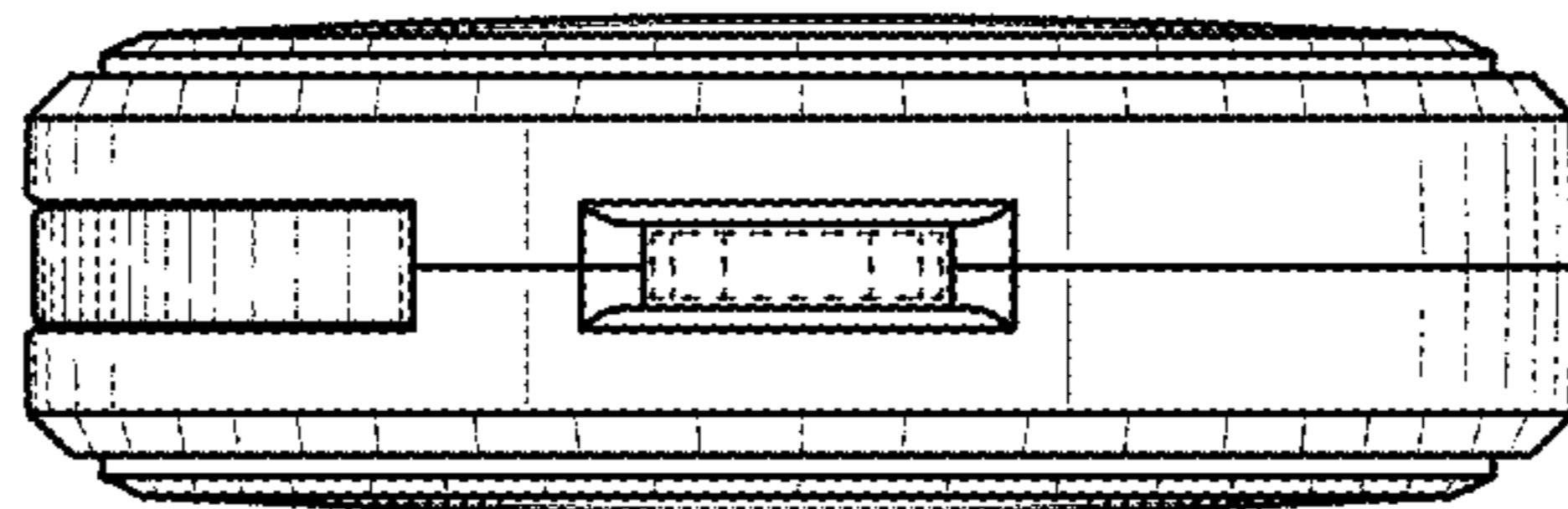


FIG. 8

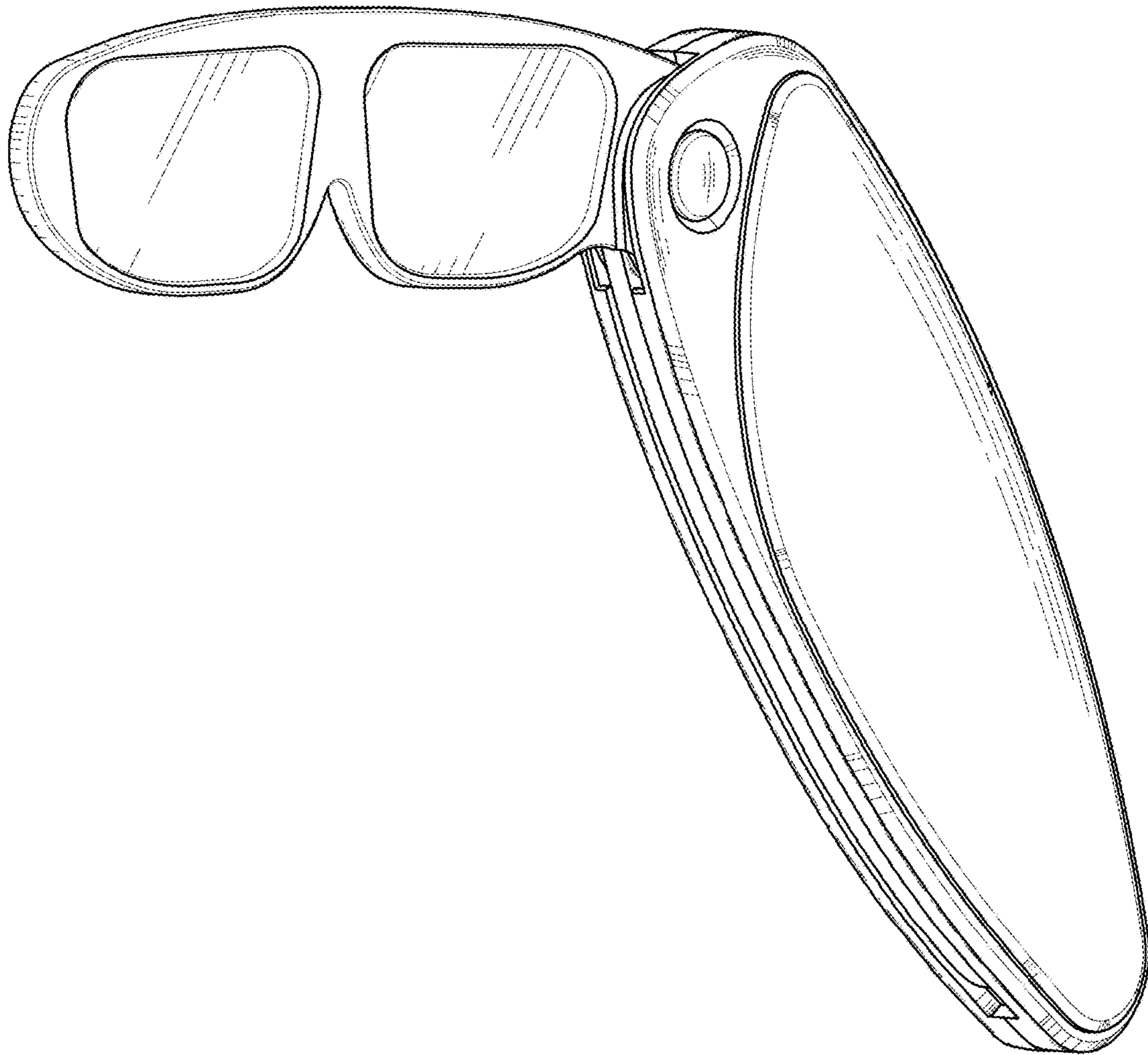


FIG. 9

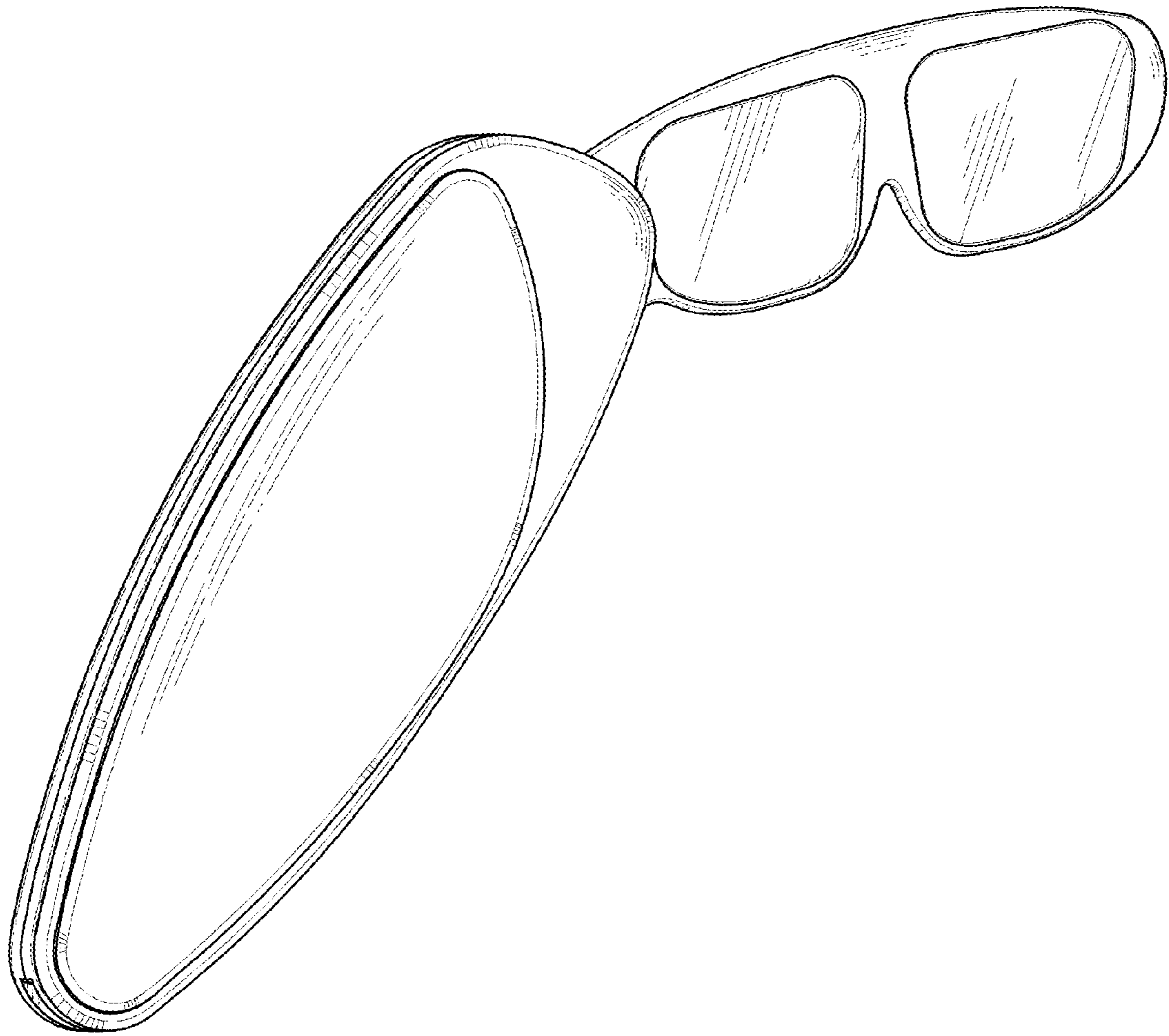


FIG. 10