



US00D791819S

(12) **United States Design Patent**
Sagawa et al.

(10) **Patent No.:** **US D791,819 S**

(45) **Date of Patent:** **** Jul. 11, 2017**

(54) **PORTABLE ELECTRONIC TERMINAL WITH GRAPHICAL USER INTERFACE**

(71) Applicant: **MINEBEA CO., LTD.**, Kitasaku-gun, Nagano (JP)

(72) Inventors: **Yoshihiro Sagawa**, Fukuroi (JP); **Koshi Fujiura**, Fukuroi (JP)

(73) Assignee: **MINEBEA CO., LTD.**, Kitasaku-gun (JP)

(**) Term: **15 Years**

(21) Appl. No.: **29/557,174**

(22) Filed: **Mar. 7, 2016**

(30) **Foreign Application Priority Data**

Sep. 7, 2015 (JP) 2015-019857

Nov. 10, 2015 (JP) 2015-025122

(51) **LOC (10) Cl.** **14-04**

(52) **U.S. Cl.**
USPC **D14/488**

(58) **Field of Classification Search**
USPC D14/485–495
CPC G06F 3/048; G06F 3/0481; G06F 3/04847;
G06F 1/1692; G11B 19/027; H04N
1/00424; H04N 21/47217; H04N
7/17318; H04L 67/025

See application file for complete search history.

(56) **References Cited**

U.S. PATENT DOCUMENTS

D428,399 S * 7/2000 Kahn D14/488
D480,401 S * 10/2003 Kahn D14/488
D534,539 S * 1/2007 Frey D14/486
D655,710 S * 3/2012 Inada D14/485
D657,370 S * 4/2012 Hecht D14/486

D657,371 S * 4/2012 Hecht D14/486
D691,164 S * 10/2013 Lim D14/486
D704,204 S * 5/2014 Rydenhag D14/486
D732,062 S * 6/2015 Kwon D14/487
D746,827 S * 1/2016 Jung D14/485
9,244,586 B2 * 1/2016 Bachman G06Q 30/0643
D754,151 S * 4/2016 Yoon D14/485
D754,707 S * 4/2016 Zurn D14/486
D755,206 S * 5/2016 Lee D14/485
D755,827 S * 5/2016 Anzures D14/486
D757,045 S * 5/2016 Sun G06F 19/345
D14/485
D759,032 S * 6/2016 Amin D14/485
D759,042 S * 6/2016 Heeter D14/485
D759,669 S * 6/2016 Matsumiya D14/485
D760,248 S * 6/2016 Suarez D14/485
D760,737 S * 7/2016 Yoon D14/485
D768,154 S * 10/2016 Kim D14/485
D771,661 S * 11/2016 Gruner D14/486
D772,887 S * 11/2016 Frew D14/485
D773,518 S * 12/2016 Sandhu D14/487

(Continued)

Primary Examiner — Robin V Webster

Assistant Examiner — Rachel Voorhies

(74) *Attorney, Agent, or Firm* — Oliff PLC

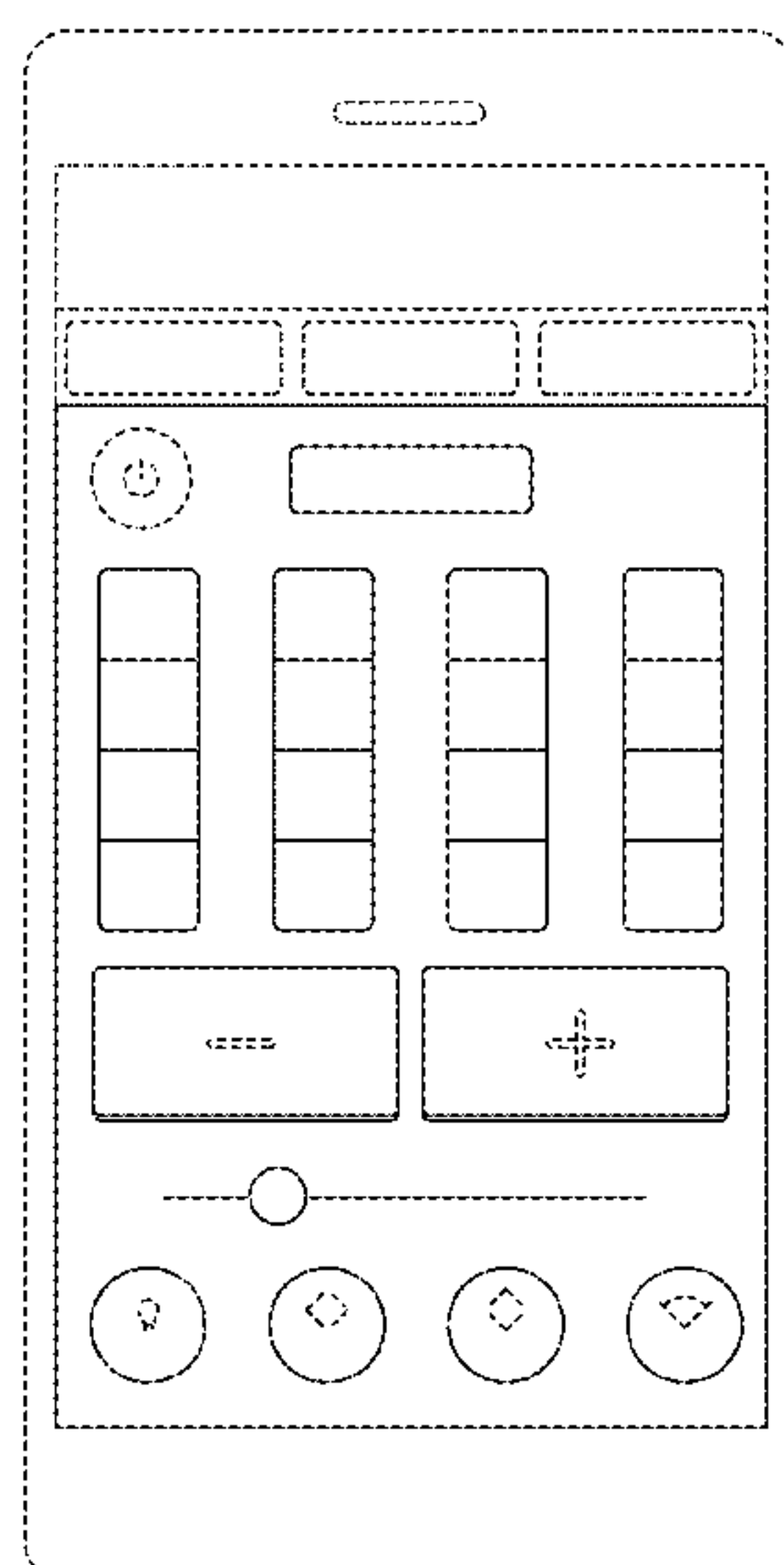
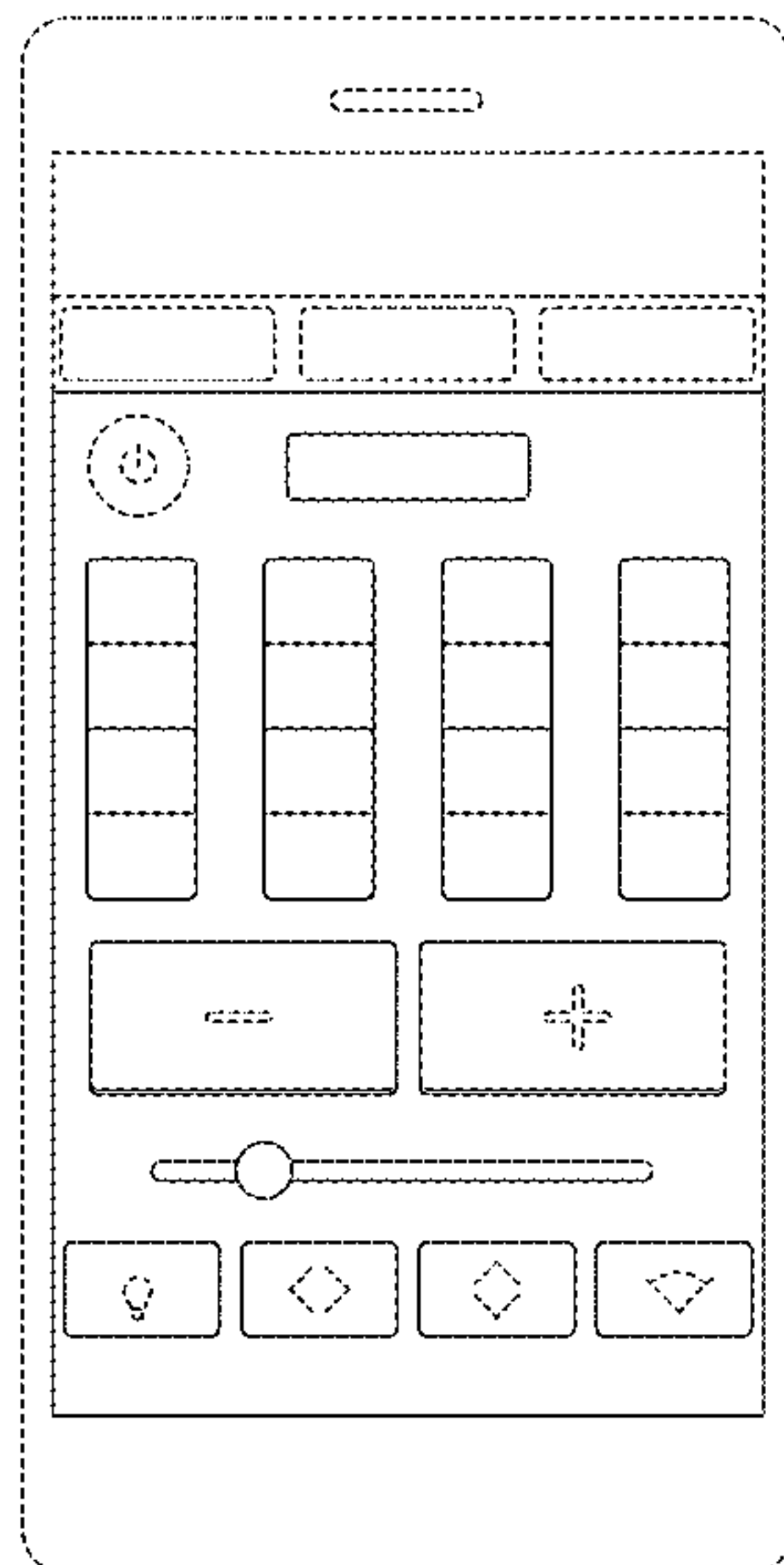
(57) **CLAIM**

The ornamental design for a portable electronic terminal with graphical user interface, as shown and described.

DESCRIPTION

FIG. 1 is front view of a portable electronic terminal with graphical user interface showing our new design; and, FIG. 2 is a front view of a second embodiment thereof. The broken lines shown in the drawings represent portions of a display screen of the portable electronic terminal with graphical user interface that form no part of the claimed design. The broken lines showing the portable electronic terminal represent environment and form no part of the claimed design.

1 Claim, 2 Drawing Sheets



(56)

References Cited

U.S. PATENT DOCUMENTS

D774,536 S * 12/2016 Suo D14/486
D781,877 S * 3/2017 Ko D14/485
2008/0250190 A1* 10/2008 Johnson G06F 3/0481
711/103
2009/0212925 A1* 8/2009 Schuman, Sr. G08B 5/222
340/286.07
2010/0287491 A1* 11/2010 Gurdan G06F 3/04847
715/779
2012/0173982 A1* 7/2012 Herz G06F 3/0482
715/719
2012/0272186 A1* 10/2012 Kraut G06F 3/0488
715/810
2013/0167029 A1* 6/2013 Friesen G06F 3/167
715/716
2014/0277843 A1* 9/2014 Langlois H04M 1/6091
701/2
2014/0362105 A1* 12/2014 Kocienda G09G 5/02
345/600
2015/0346976 A1* 12/2015 Karunamuni 715/765
2016/0283090 A1* 9/2016 Seo G06F 3/048

* cited by examiner

FIG. 1

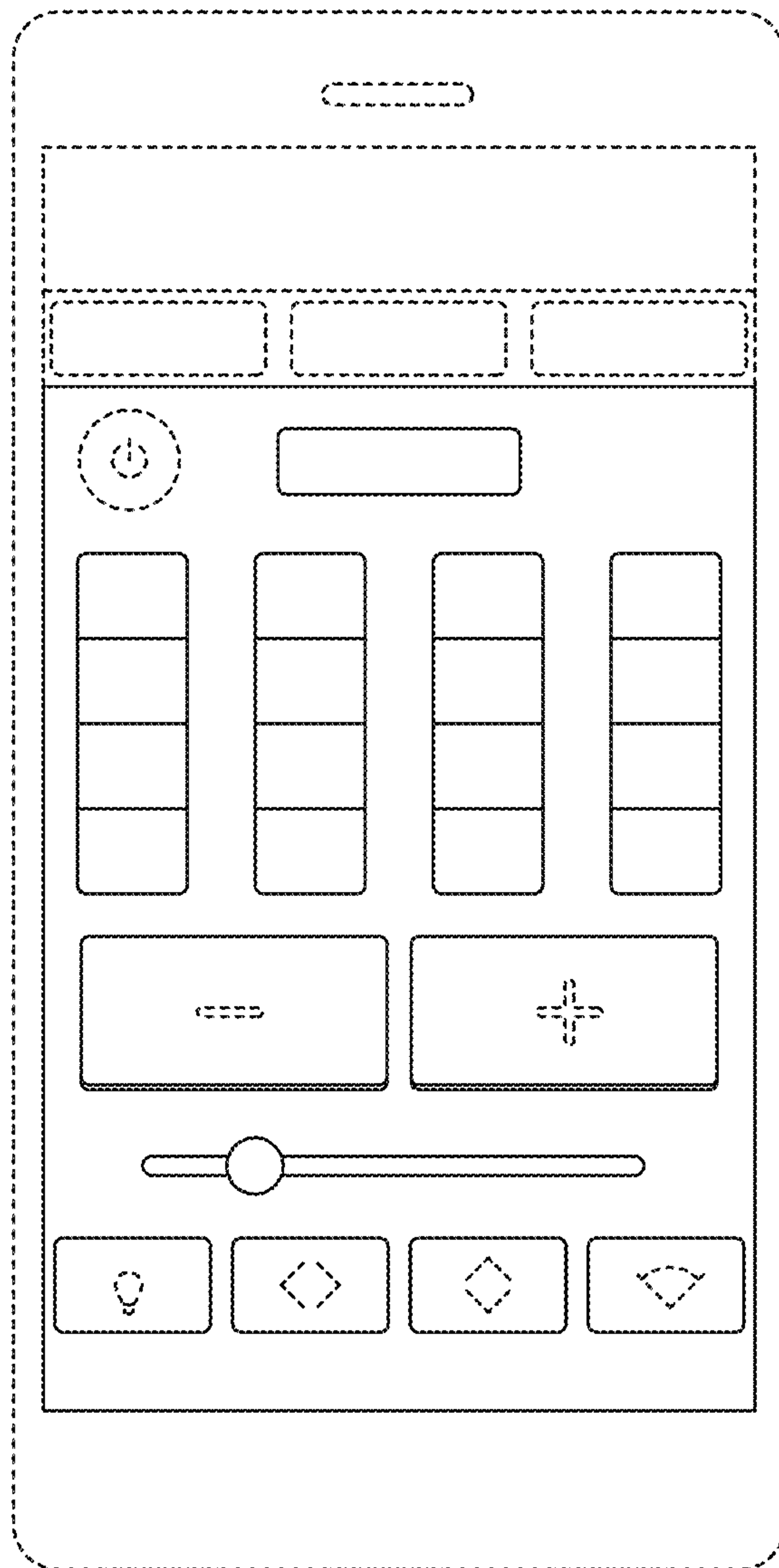


FIG. 2

