



US00D791812S

(12) **United States Design Patent**
Bistoni et al.

(10) **Patent No.:** **US D791,812 S**
(45) **Date of Patent:** **** Jul. 11, 2017**

(54) **DISPLAY SCREEN OR PORTION THEREOF WITH GRAPHICAL USER INTERFACE**

(71) Applicant: **ABB Technology AG**, Zurich (CH)

(72) Inventors: **Fabio Bistoni**, San Martino in Colle (IT); **Filippo Vernia**, Florence (IT); **Luca Polverini**, La Spezia (IT); **Andrea Koutifaris**, Florence (IT)

(73) Assignee: **ABB TECHNOLOGY AG**, Zurich (CH)

(**) Term: **15 Years**

(21) Appl. No.: **29/582,228**

(22) Filed: **Oct. 26, 2016**

Related U.S. Application Data

(62) Division of application No. 29/528,341, filed on May 28, 2015, now Pat. No. Des. 773,509.

(30) **Foreign Application Priority Data**

Nov. 28, 2014 (EM) 002587980

(51) **LOC (10) Cl.** **14-04**

(52) **U.S. Cl.**
USPC **D14/486**; D14/491; D14/492

(58) **Field of Classification Search**
USPC D14/485-495; D5/7, 30, 60, 61; D9/631, 667, 600, 433, 457; D20/10, 11, D20/22, 27, 39, 40
CPC G06F 3/048-3/04897; A63F 2300/308; A63F 13/53; H04L 12/587; H04L 41/22; H04L 12/282; H04N 21/488; H04M 1/72519-1/172561; B60H 1/00
See application file for complete search history.

(56) **References Cited**

U.S. PATENT DOCUMENTS

D693,837 S * 11/2013 Bouchier D14/486
D749,118 S * 2/2016 Wang D14/487

(Continued)

OTHER PUBLICATIONS

Pricing Plan Cards, by Gkogka, dribbble.com [online], published Feb. 17, 2017, [retrieved May 11, 2017], retrieved from the Internet <URL:https://dribbble.com/shots/3299494-Pricing-plan-cards>.*

Primary Examiner — Cathron Brooks

Assistant Examiner — Ian Whitmore

(74) *Attorney, Agent, or Firm* — Patterson Intellectual Property Law, P.C.; Mark J. Patterson; Jerry Turner Sewell

(57) **CLAIM**

The ornamental design for a display screen or portion thereof with graphical user interface, as shown and described.

DESCRIPTION

The patent or application file contains at least one drawing executed in color. Copies of this patent or patent application with color drawing(s) will be provided by the Office upon request and payment of the necessary fee.

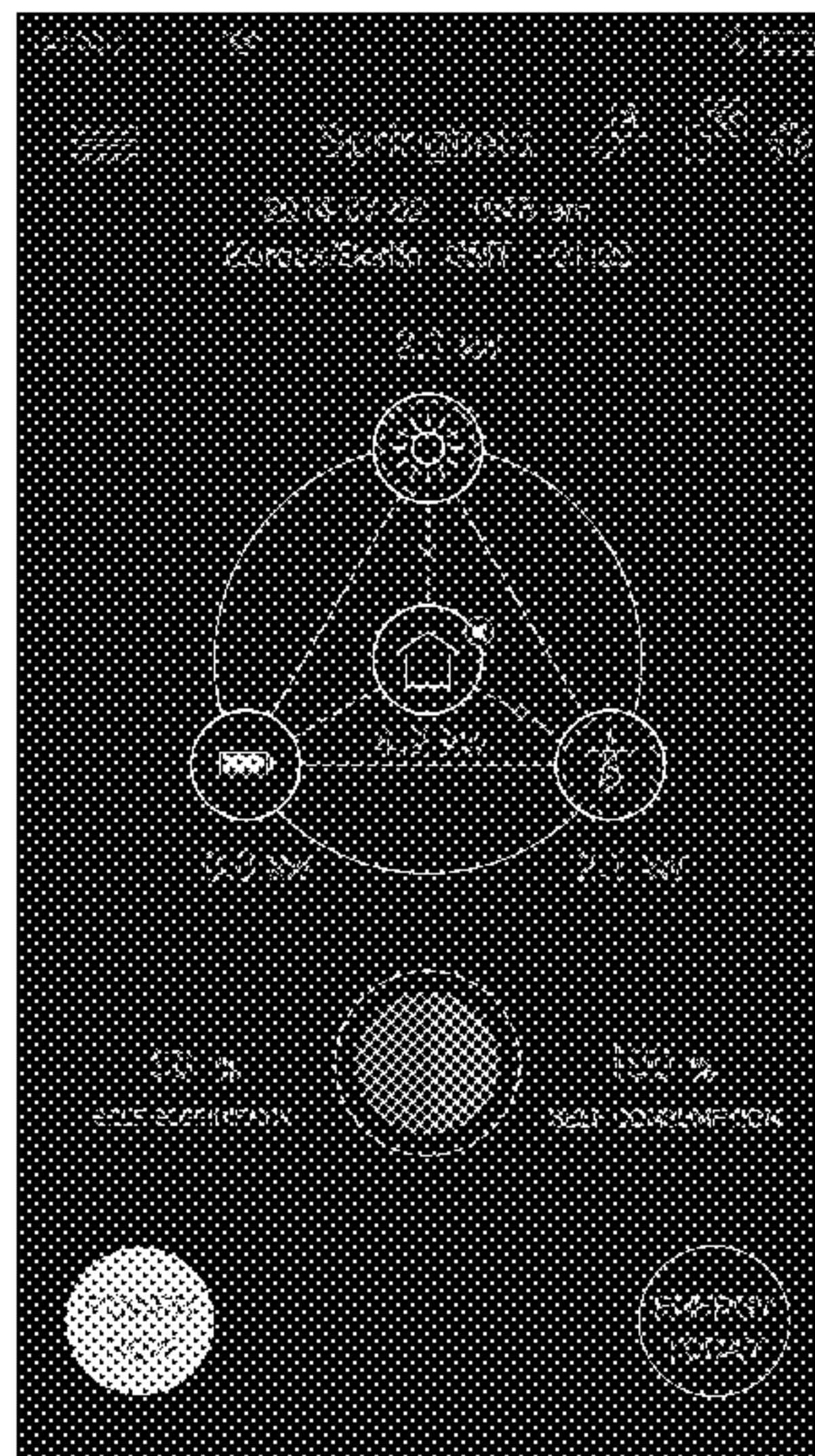
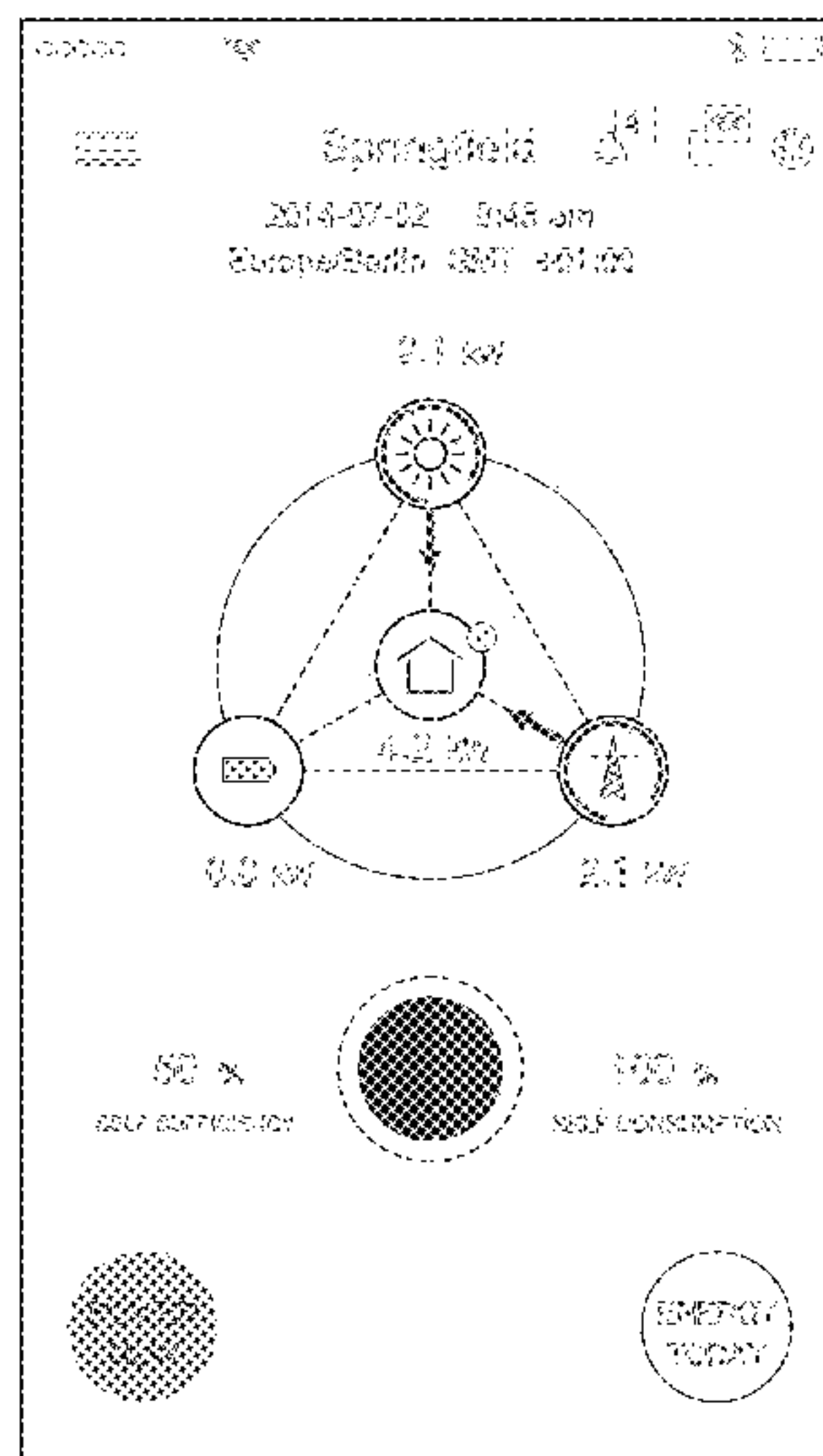
FIG. 1 is a front view of a display screen or portion thereof with graphical user interface, showing a first embodiment of the new design; and,

FIG. 2 is a front view of a display screen or portion thereof with graphical user interface, showing a second embodiment of the new design.

The broken lines shown connecting the circular icons and surrounding the lower central circle are included in the claimed design.

The remaining broken lines illustrate elements of a graphical user interface, including all text, that form no part of the claimed design. The outermost perimeter in the figures illustrates the display screen or portion thereof.

1 Claim, 2 Drawing Sheets
(2 of 2 Drawing Sheet(s) Filed in Color)



(56)

References Cited

U.S. PATENT DOCUMENTS

D753,712 S * 4/2016 Lee G06F 3/04817
D14/489
D773,509 S * 12/2016 Bistoni D14/486
D781,327 S * 3/2017 Conze D14/486
D783,652 S * 4/2017 Guan D14/486
D785,017 S * 4/2017 Wang D14/486
2003/0197740 A1* 10/2003 Reponen G06F 3/0362
715/810
2008/0215474 A1 9/2008 Graham
2013/0317678 A1 11/2013 Lieberman et al.
2014/0160030 A1* 6/2014 Wright G06F 3/0489
345/173
2015/0186349 A1* 7/2015 Hicks G06F 17/241
715/230
2016/0014613 A1* 1/2016 Ponnampalam H04W 16/18
370/254
2016/0364114 A1* 12/2016 Von Dehsen G06F 3/04817
2017/0102846 A1* 4/2017 Ebler G06F 3/0483

* cited by examiner

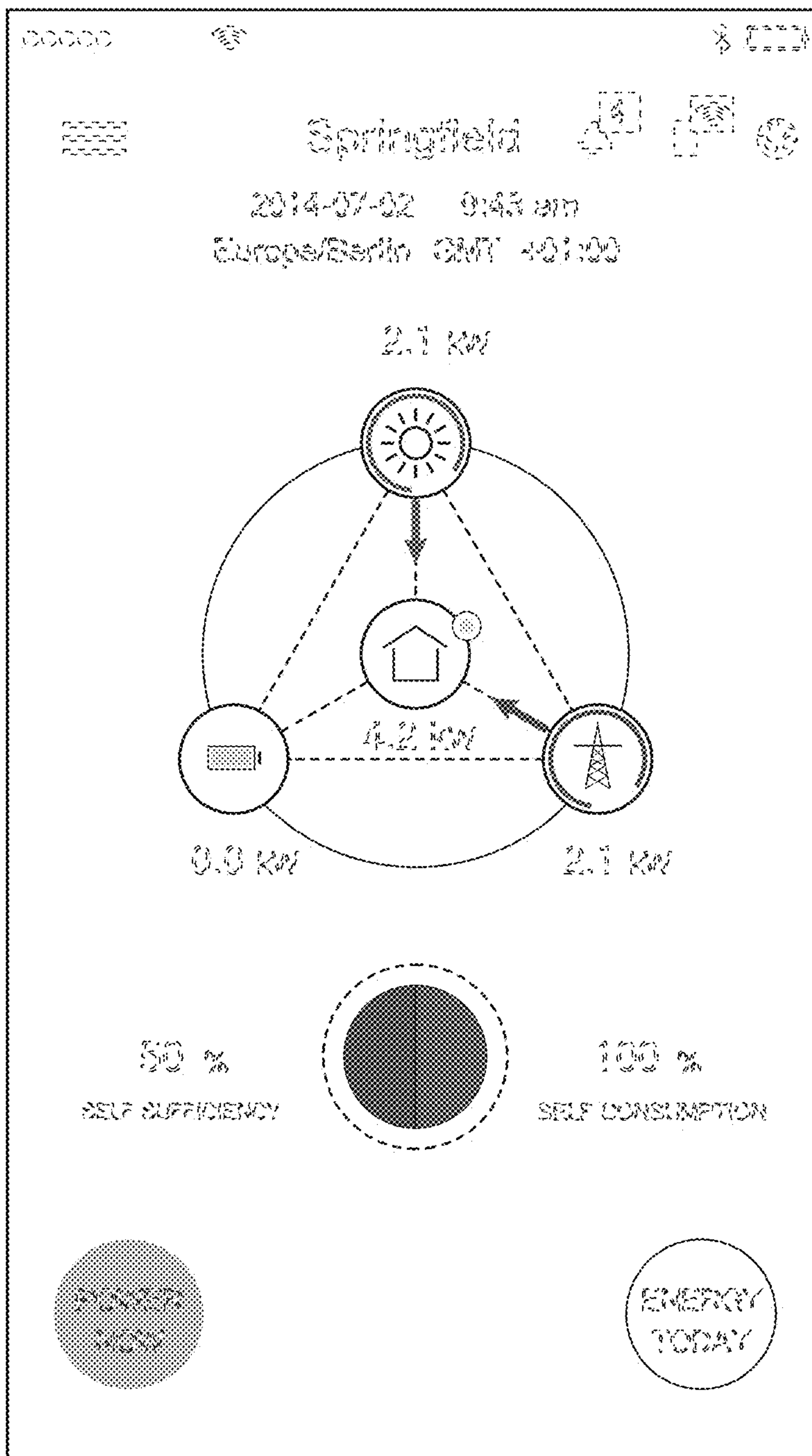


FIG. 1

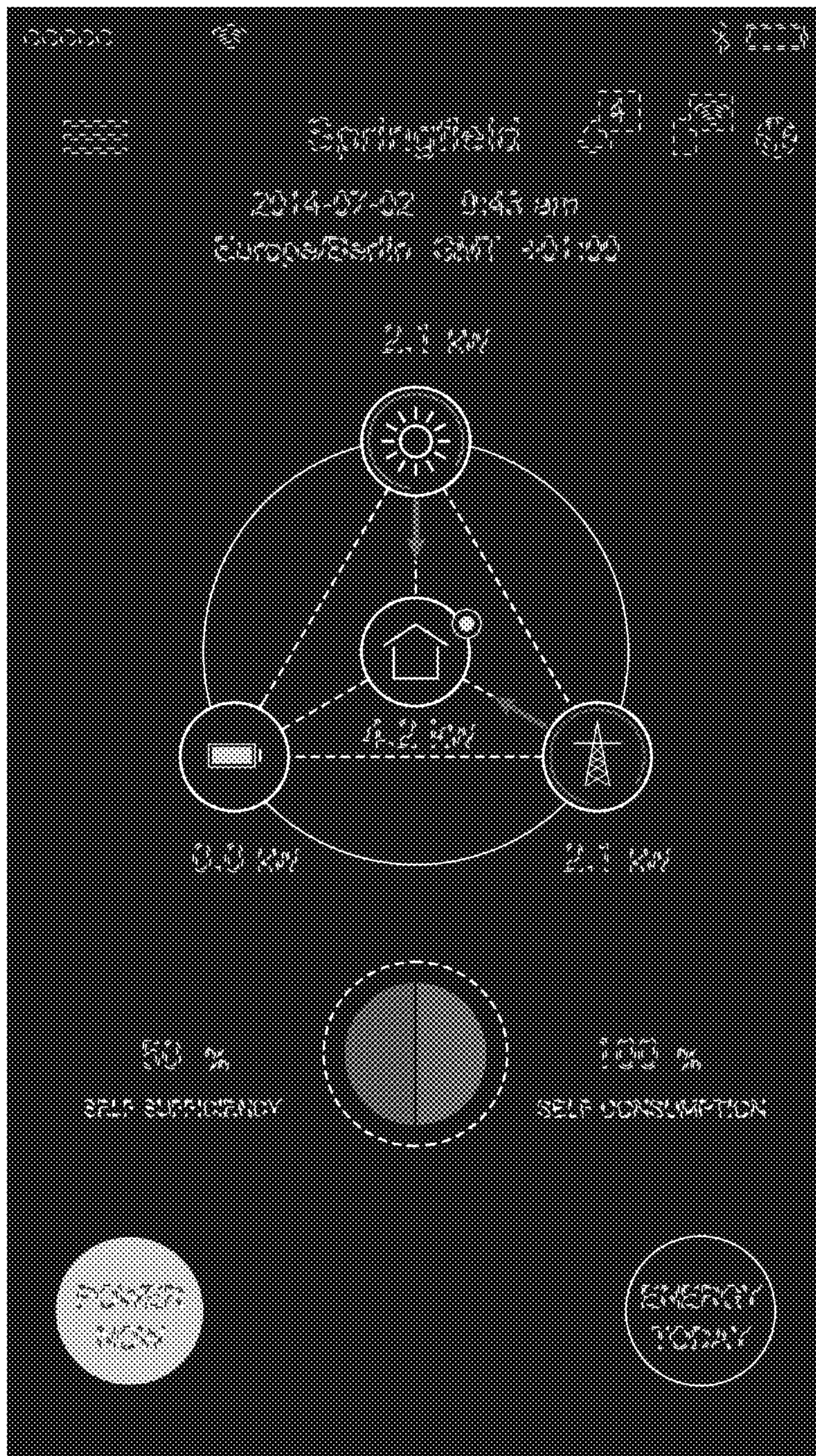


FIG. 2