



US00D791780S

(12) **United States Design Patent** (10) **Patent No.:** **US D791,780 S**
Bailey et al. (45) **Date of Patent:** **** Jul. 11, 2017**

(54) **KEYBOARD**
(71) Applicant: **Microsoft Corporation**, Redmond, WA (US)
(72) Inventors: **Kate Bailey**, Seattle, WA (US); **Hua Wang**, Sammamish, WA (US)
(73) Assignee: **Microsoft Corporation**, Redmond, WA (US)

D682,832 S 5/2013 Smith et al.
D684,582 S * 6/2013 Jitkoff D14/315
D684,983 S * 6/2013 Wu D14/455
D688,242 S 8/2013 Smith et al.
D692,902 S 11/2013 Groene et al.
D696,262 S 12/2013 Groene et al.
D705,227 S 5/2014 Groene et al.
D712,132 S 9/2014 O'Connor
D720,748 S 1/2015 Groene et al.
D728,583 S 5/2015 Choi et al.
D731,485 S 6/2015 Kim et al.

(Continued)

(**) Term: **15 Years**

FOREIGN PATENT DOCUMENTS

(21) Appl. No.: **29/591,766**

JP 1475195 6/2013

(22) Filed: **Jan. 24, 2017**

OTHER PUBLICATIONS

Related U.S. Application Data

Sep. 27, 2016—(JP) Office Action—App 2016-005183—Eng Tran.

(62) Division of application No. 29/538,852, filed on Sep. 9, 2015, now Pat. No. Des. 780,758.

Primary Examiner — George D Kirschbaum

(51) **LOC (10) Cl.** **14-02**

Assistant Examiner — Joseph Kukella

(52) **U.S. Cl.**

(74) *Attorney, Agent, or Firm* — Banner & Witcoff, Ltd.

USPC **D14/455**

(58) **Field of Classification Search**

(57) **CLAIM**

USPC D14/240, 315, 391–399, 432, 433, 439, D14/443, 447, 454, 455, 456; D18/1, 2, D18/7, 11

The ornamental design for a keyboard, as shown and described.

CPC G06F 3/0202; G06F 3/0205; G06F 3/0219; G06F 3/0221; G06F 3/038; H04L 17/04; H04L 17/12; B41J 5/10

DESCRIPTION

See application file for complete search history.

FIG. 1 is a front perspective view of a keyboard showing our new design;

(56) **References Cited**


U.S. PATENT DOCUMENTS

D516,079 S 2/2006 Solomon et al.
D659,139 S * 5/2012 Gengler D14/392
D676,848 S 2/2013 Smith et al.
D678,276 S * 3/2013 Park D14/391
D678,277 S 3/2013 Groene et al.
D678,300 S 3/2013 Groene et al.
D678,881 S 3/2013 Groene et al.

FIG. 2 is a front view thereof;
FIG. 3 is a rear view thereof;
FIG. 4 is a right side view thereof;
FIG. 5 is a left side view thereof;
FIG. 6 is a top view thereof; and,
FIG. 7 is a bottom view thereof.

The broken line showing of the various unshaded elements of the keyboard in FIGS. 1-2 and 4-6 is for environmental purposes only and forms no part of the claimed design.

1 Claim, 4 Drawing Sheets



(56)

References Cited

U.S. PATENT DOCUMENTS

D731,486	S	6/2015	Kim et al.	
D732,044	S	6/2015	Longo et al.	
D733,153	S	6/2015	Longo et al.	
D734,757	S *	7/2015	Myung	D14/392
D734,762	S	7/2015	Itano et al.	
D740,296	S	10/2015	Itano et al.	
D748,094	S *	1/2016	Mecchella	D14/391
D750,629	S	3/2016	Kim et al.	
D751,553	S	3/2016	Kim et al.	
D753,648	S *	4/2016	Shyu	D14/315
D754,659	S	4/2016	Kim et al.	
D754,660	S	4/2016	Kim et al.	
D755,782	S *	5/2016	Shyu	D14/315
D761,267	S *	7/2016	Chen	D14/345
D775,130	S *	12/2016	Otani	D14/391
D780,758	S *	3/2017	Bailey	D14/392
2006/0180450	A1	8/2006	Clark et al.	
2011/0062008	A1	3/2011	Cheng et al.	
2015/0212588	A1 *	7/2015	Fujioka	G06F 3/0219 345/168

* cited by examiner

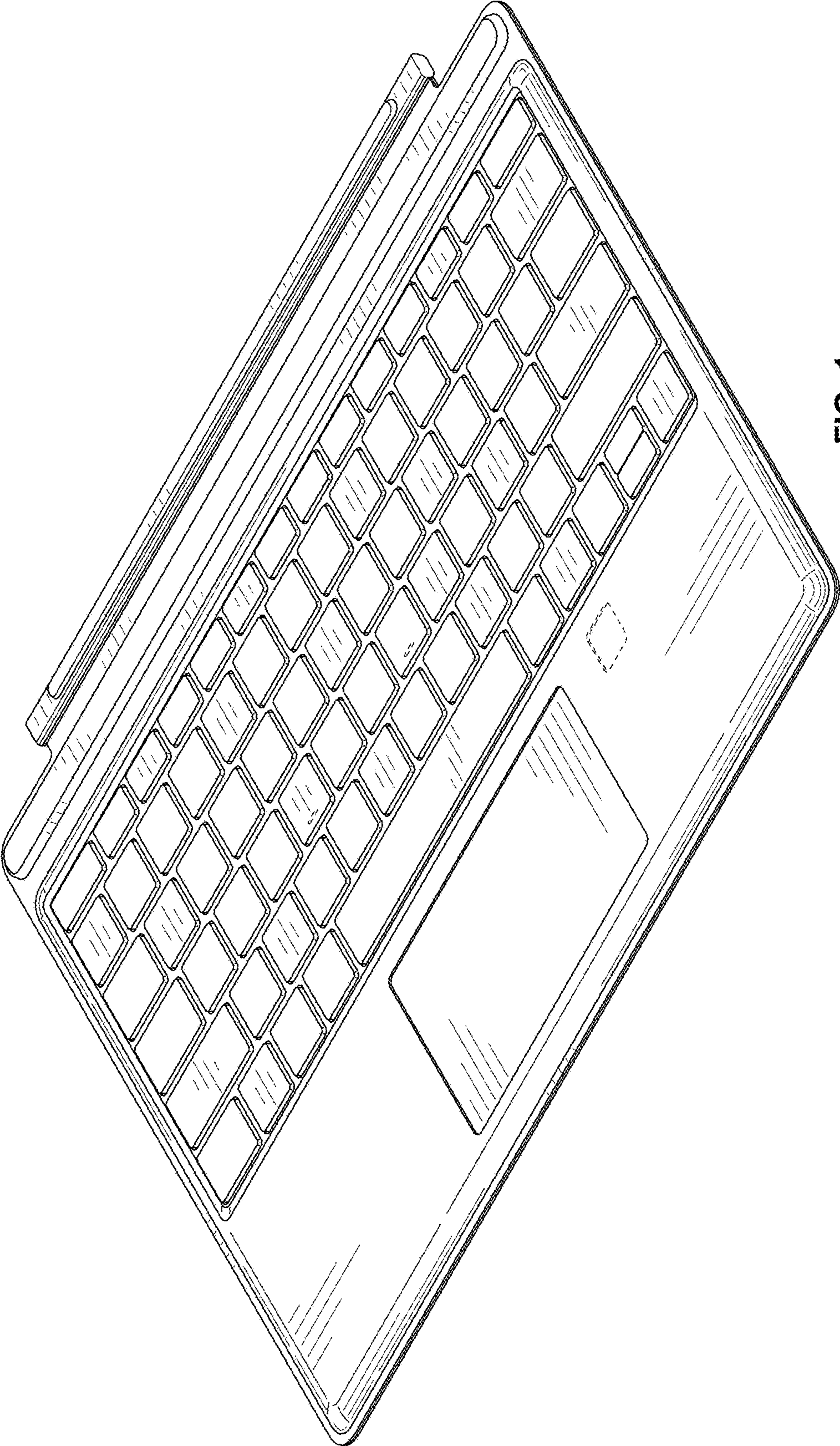


FIG. 1




FIG. 2

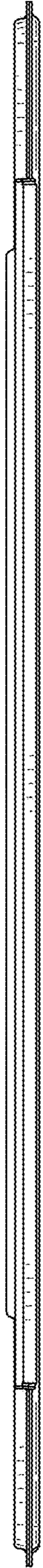


FIG. 3

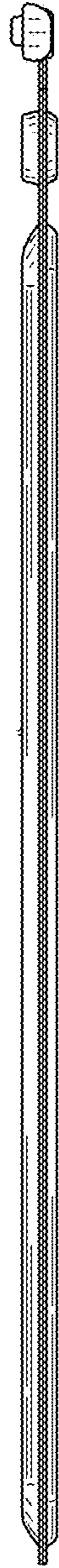


FIG. 4




FIG. 5

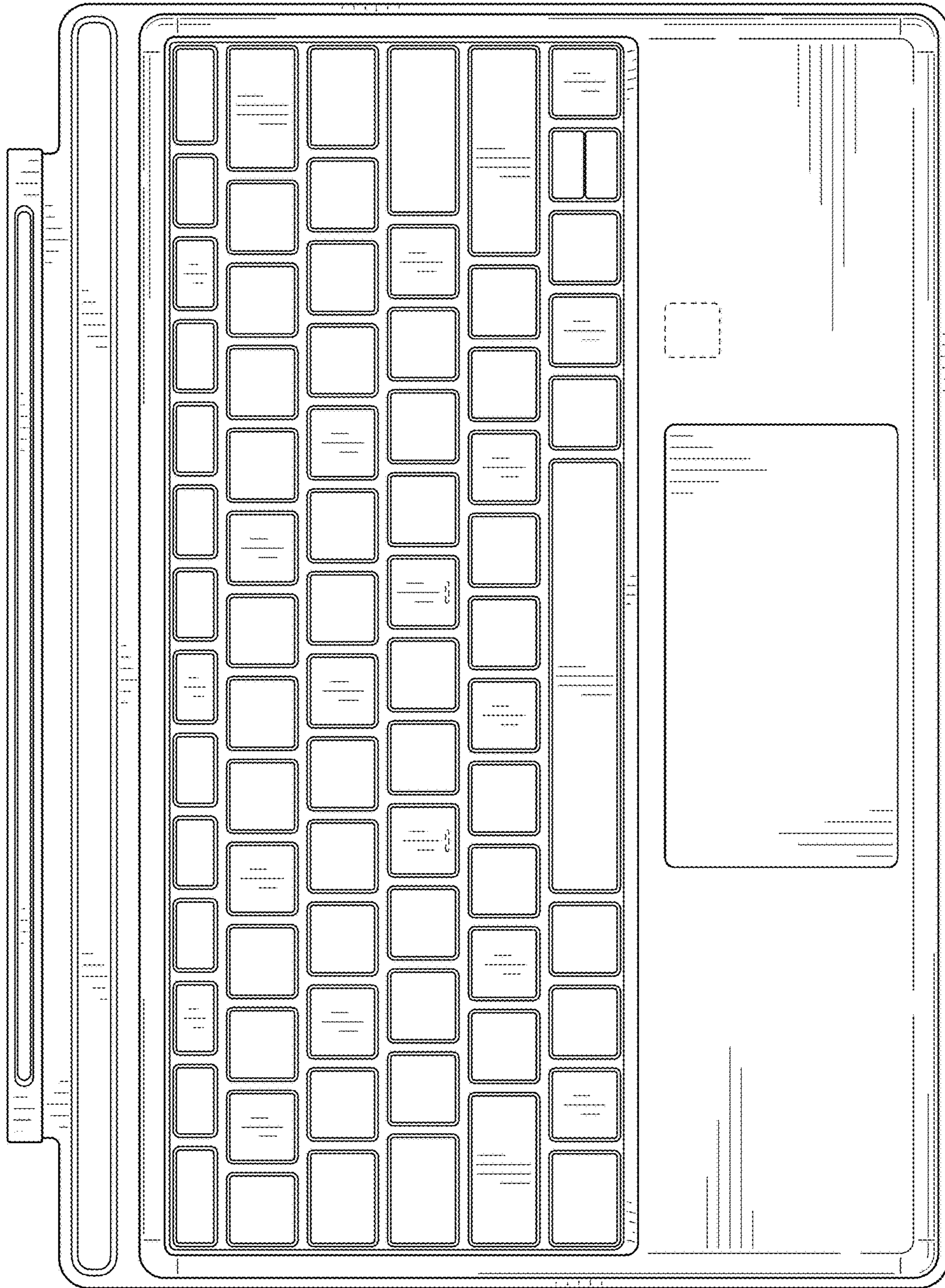


FIG. 6




FIG. 7