



US00D791766S

(12) **United States Design Patent**  
**Koehler**

(10) **Patent No.:** **US D791,766 S**  
(45) **Date of Patent:** **\*\* Jul. 11, 2017**

(54) **APPLIANCE COOKTOP WITH INTERFACE**

(71) Applicant: **General Electric Company,**  
Schenectady, NY (US)

(72) Inventor: **Elliott Dean Koehler,** Louisville, KY  
(US)

(73) Assignee: **Haier US Appliance Solutions, Inc.,**  
Wilmington, DE (US)

(\*\*) Term: **15 Years**

(21) Appl. No.: **29/545,979**

(22) Filed: **Nov. 18, 2015**

(51) **LOC (10) Cl.** ..... **07-02**

(52) **U.S. Cl.**  
USPC ..... **D14/346**

(58) **Field of Classification Search**  
USPC ..... D14/485-495; D7/346  
CPC ..... G06F 3/04817; G06F 3/0482; G06F  
3/04842; H04H 60/04; H05B 1/02; H05B  
3/74; H05B 6/06; H05B 6/12; F24C  
7/083

See application file for complete search history.

(56) **References Cited**

**U.S. PATENT DOCUMENTS**

D462,573 S *	9/2002	Staebler	.....	D7/346
D563,715 S *	3/2008	Grey	.....	D7/346
7,561,934 B2 *	7/2009	Terada	.....	H04H 60/04 700/94
D641,584 S *	7/2011	Sadtler	.....	D7/346
D696,893 S *	1/2014	Meda	.....	D7/346
D701,226 S *	3/2014	Jung	.....	D14/486
D737,278 S *	8/2015	Shin	.....	D14/485
D748,126 S *	1/2016	Sarukkai	.....	D14/486
2002/0190057 A1 *	12/2002	Staebler	.....	H05B 3/74 219/506

2004/0238524 A1 *	12/2004	Lerner	.....	H05B 3/68 219/445.1
2012/0266854 A1 *	10/2012	Meneghetti	.....	H05B 3/74 126/211
2013/0056457 A1 *	3/2013	Lee	.....	F24C 7/083 219/620
2014/0289678 A1 *	9/2014	Carmichael	.....	G06F 3/04817 715/834

**OTHER PUBLICATIONS**

“GE Launches Next Gen Induction Cooktops . . .”, posted at pressroom.geappliances.com, Jan. 20, 2015, [site visited Jan. 30, 2017]. Available from Internet: <<http://pressroom.geappliances.com/news/ge-launches-next-gen-induction-cooktops-with-smartphone-inspired-controls-and-lightweight-integrated-griddle>>.\*

(Continued)

*Primary Examiner* — Karen Kearney

*Assistant Examiner* — John Otte

(74) *Attorney, Agent, or Firm* — Dority & Manning, P.A.

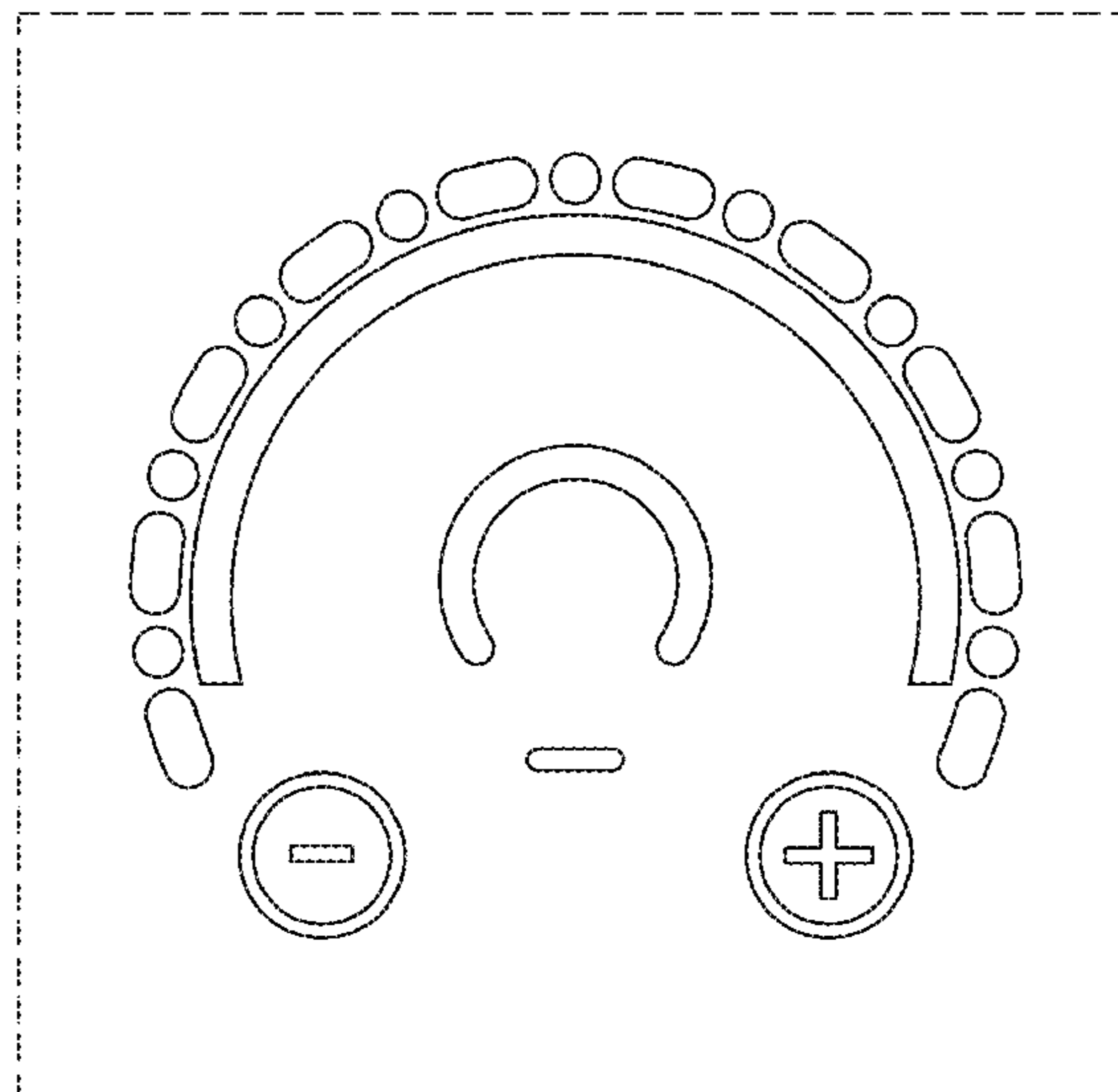
(57) **CLAIM**

The ornamental design for an appliance cooktop with interface, as shown and described.

**DESCRIPTION**

FIG. 1 is a top view of an appliance cooktop with interface showing my new design; and, FIG. 2 is an enlarged partial view of the design of FIG. 1, showing the interface separately for clarity of illustration. The broken line showing of the appliance cooktop on FIG. 1 is included for the purpose of illustrating portions of the article and forms no part of the claimed design. The broken line in FIG. 2 defines the bounds of the partial view from FIG. 1 and forms no part of the claimed design. The top surface of the appliance cooktop with interface is flat and solid.

**1 Claim, 2 Drawing Sheets**



(56)

**References Cited**

OTHER PUBLICATIONS

“Latest Trends in Home Appliances”, posted at homeappliances.wordpress.com, May 10, 2013, [site visited Jan. 30, 2017]. Available from Internet: <<https://homeappliances.wordpress.com/category/cooktops/page/6>>.\*

Katz, Neil, “Electrolux vs Thermador Induction Cooktops”, posted at blog.yaleappliance.com, May 29, 2013, [site visited Jan. 30, 2017]. Available from Internet: <<http://blog.yaleappliance.com/bid/94147/Electrolux-vs-Thermador-Induction-Cooktops-Reviews-Ratings-Prices>>.\*

“The Best Cooktop for Messy Cooks !!!”, posted at lisamendedesign.blogspot.com, Aug. 19, 2013, [site visited Jan. 30, 2017]. Available from Internet: <<https://lisamendedesign.blogspot.com/2013/08/the-best-cooktop-for-messy-cooks.html>>.\*

\* cited by examiner




FIG. 1

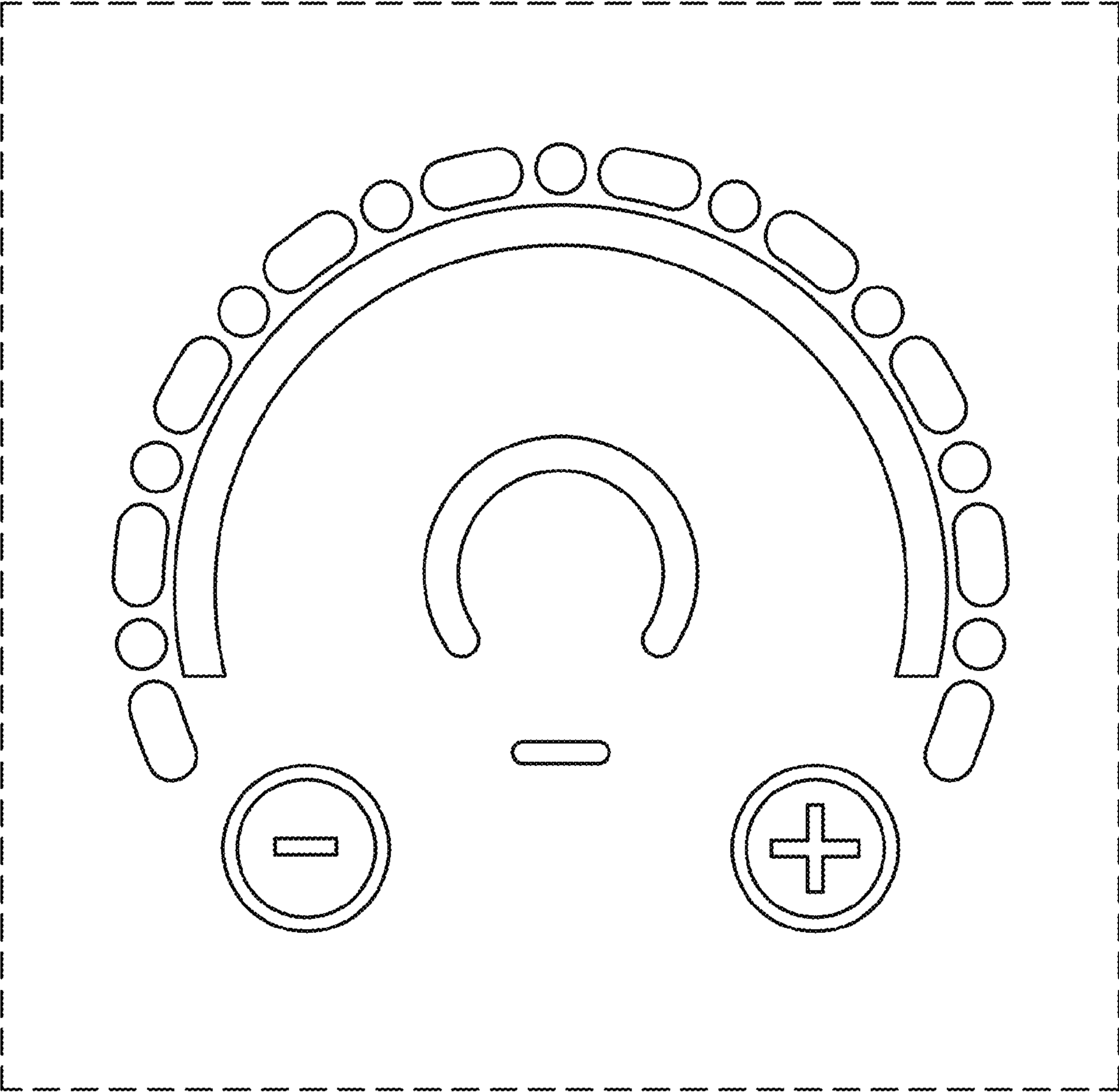


FIG. 2