



US00D791757S

(12) **United States Design Patent** (10) **Patent No.:** **US D791,757 S**
Kim et al. (45) **Date of Patent:** **** Jul. 11, 2017**

(54) **COVER FOR ELECTRONIC COMMUNICATIONS DEVICE**

(71) Applicant: **Samsung Electronics Co., Ltd.**, Suwon-si (KR)

(72) Inventors: **Yoon Young Kim**, Seongnam-si (KR); **Jun Ho Jin**, Daegu (KR); **Ye Ran Ji**, Seoul (KR)

(73) Assignee: **SAMSUNG ELECTRONICS CO., LTD.**, Suwon-si (KR)

(*) Notice: This patent is subject to a terminal disclaimer.

(**) Term: **14 Years**

(21) Appl. No.: **29/522,172**

(22) Filed: **Mar. 27, 2015**

(30) **Foreign Application Priority Data**

Feb. 16, 2015 (KR) 30-2015-0008478

(51) **LOC (10) Cl.** **14-03**

(52) **U.S. Cl.**
USPC **D14/250**

(58) **Field of Classification Search**
USPC D14/238.1, 440, 203.3–203.7, 217, 240, D14/248, 251–253, 447, 496, 250;
(Continued)

(56) **References Cited**

U.S. PATENT DOCUMENTS

D637,589 S * 5/2011 Willes D14/250
D640,679 S * 6/2011 Willes D14/250
(Continued)

Primary Examiner — Carla Jobe Wright
(74) *Attorney, Agent, or Firm* — McAndrews Held & Malloy, Ltd.

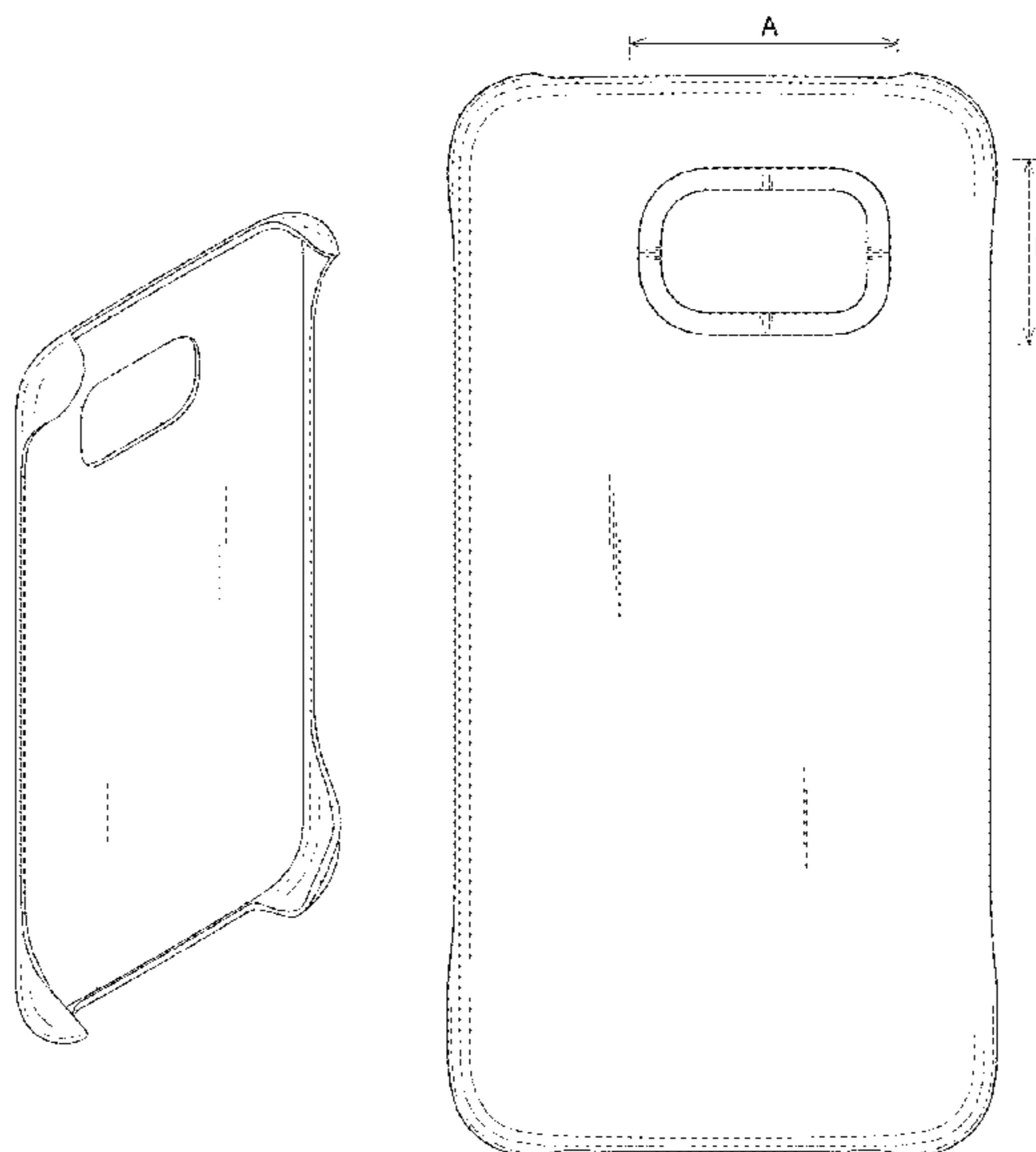
(57) **CLAIM**

The ornamental design for a cover for electronic communications device, as shown and described.

DESCRIPTION

FIG. 1 is a top left front perspective view of a first embodiment of a cover for electronic communications device showing our new design;
FIG. 2 is a front view thereof;
FIG. 3 is a rear view thereof;
FIG. 4 is a left-side elevation view thereof;
FIG. 5 is a right-side elevation view thereof;
FIG. 6 is a top plan view thereof;
FIG. 7 is a bottom plan view thereof;
FIG. 8 is an enlarged rear view of the area in FIG. 3 indicated by the lines A and B in FIG. 3;
FIG. 9 is an enlarged top right rear perspective view of the area in FIG. 3 indicated by the lines A and B in FIG. 3;
FIG. 10 is a top left front perspective view of a second embodiment of a cover for electronic communications device showing our new design;
FIG. 11 is a front view thereof;
FIG. 12 is a rear view thereof;
FIG. 13 is a left-side elevation view thereof;
FIG. 14 is a right-side elevation view thereof;
FIG. 15 is a top plan view thereof; and,
FIG. 16 is a bottom plan view thereof.
The lines marked A and B in FIG. 3 indicate a portion of the first embodiment of the claimed design that is illustrated in enlargements and form no part of the claimed design.
The dot-dot-dash broken lines in FIGS. 8 and 9 delineate a portion of the first embodiment of the claimed design that is illustrated in enlargements and form no part of the claimed design.

1 Claim, 11 Drawing Sheets



US D791,757 S

Page 2

(58) **Field of Classification Search**

USPC D3/201, 218, 247, 269, 273, 301, 303;
D13/103, 107-108, 119
CPC H04B 1/3888; H04M 1/0283; H04M
1/0202; A45C 1/06; A45C 2011/002;
A45C 11/00; A45C 13/02; A45F
2005/026; A45F 2200/0525; A45F
2200/0516

See application file for complete search history.

(56)

References Cited

U.S. PATENT DOCUMENTS

D645,462 S * 9/2011 Choi D14/253
D646,266 S * 10/2011 Kim D14/250
D652,829 S * 1/2012 Kim D14/250
D657,137 S * 4/2012 Weller D3/218
D657,354 S * 4/2012 Kim D14/250
D668,247 S * 10/2012 Kim D14/253

D669,459 S * 10/2012 Kim D14/253
D674,803 S * 1/2013 Westrup D14/440
D679,694 S * 4/2013 Fahrendorff D14/250
D686,199 S * 7/2013 Fahrendorff D14/250
D694,741 S * 12/2013 Kim D14/250
D704,689 S * 5/2014 Chang D14/250
D712,391 S * 9/2014 Kim D14/250
D719,144 S * 12/2014 Eulette D14/250
D719,951 S * 12/2014 Fenton D14/253
D721,690 S * 1/2015 Kim D14/250
D721,691 S * 1/2015 Kim D14/250
D721,692 S * 1/2015 Kim D14/250
D725,093 S * 3/2015 Sun D14/250
D749,594 S * 2/2016 Kim D14/440
D763,842 S * 8/2016 Chang D14/250
2009/0230161 A1 * 9/2009 Emsky A45C 11/00
224/257
2014/0217862 A1 * 8/2014 Rayner G06F 1/1601
312/223.1

* cited by examiner

FIG. 1

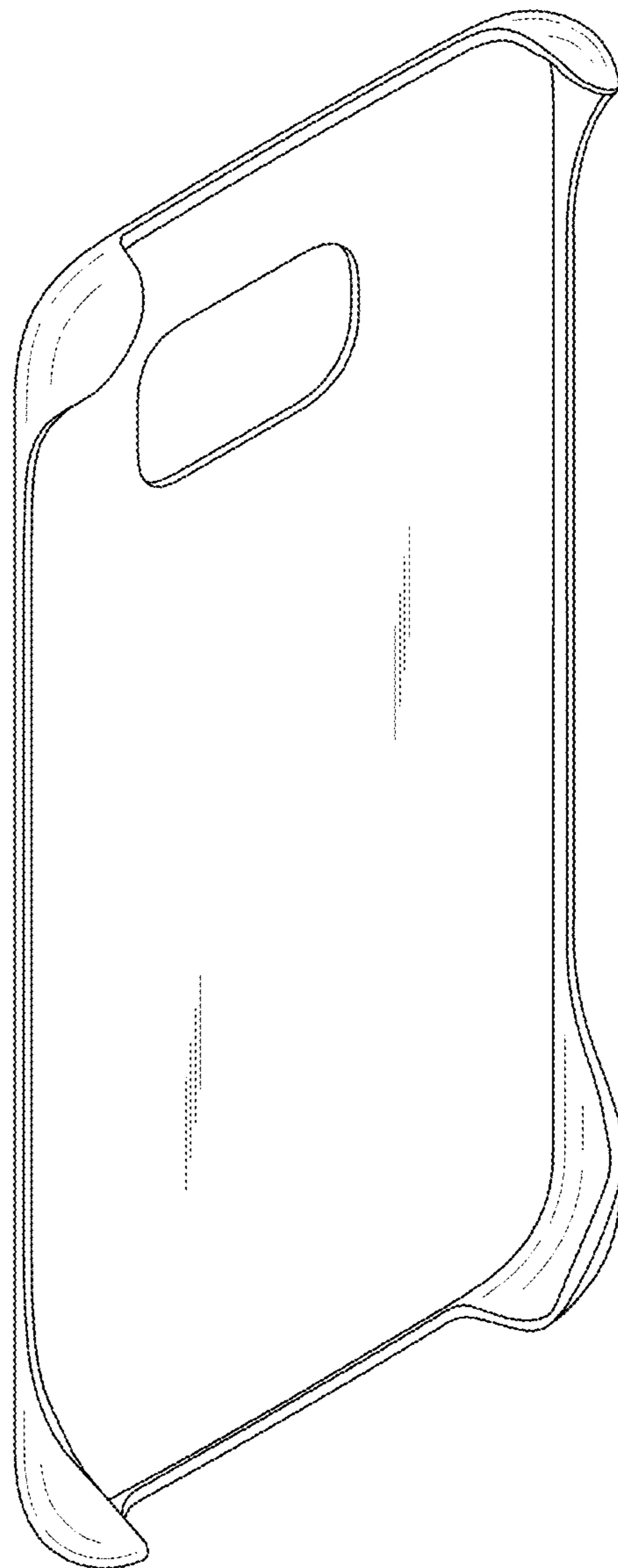


FIG.2




FIG.3

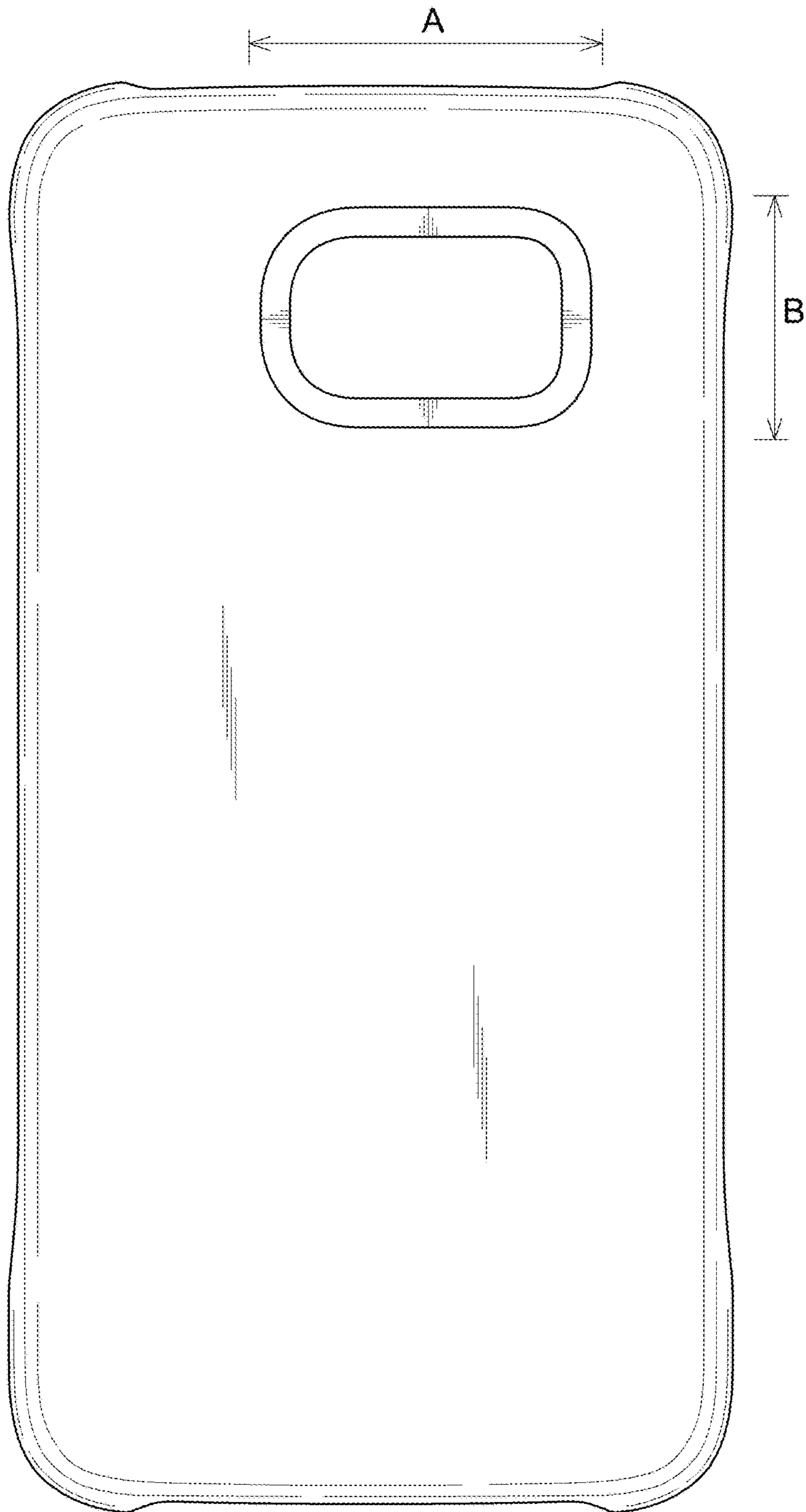


FIG.4




FIG.5




FIG.6




FIG.7




FIG.8

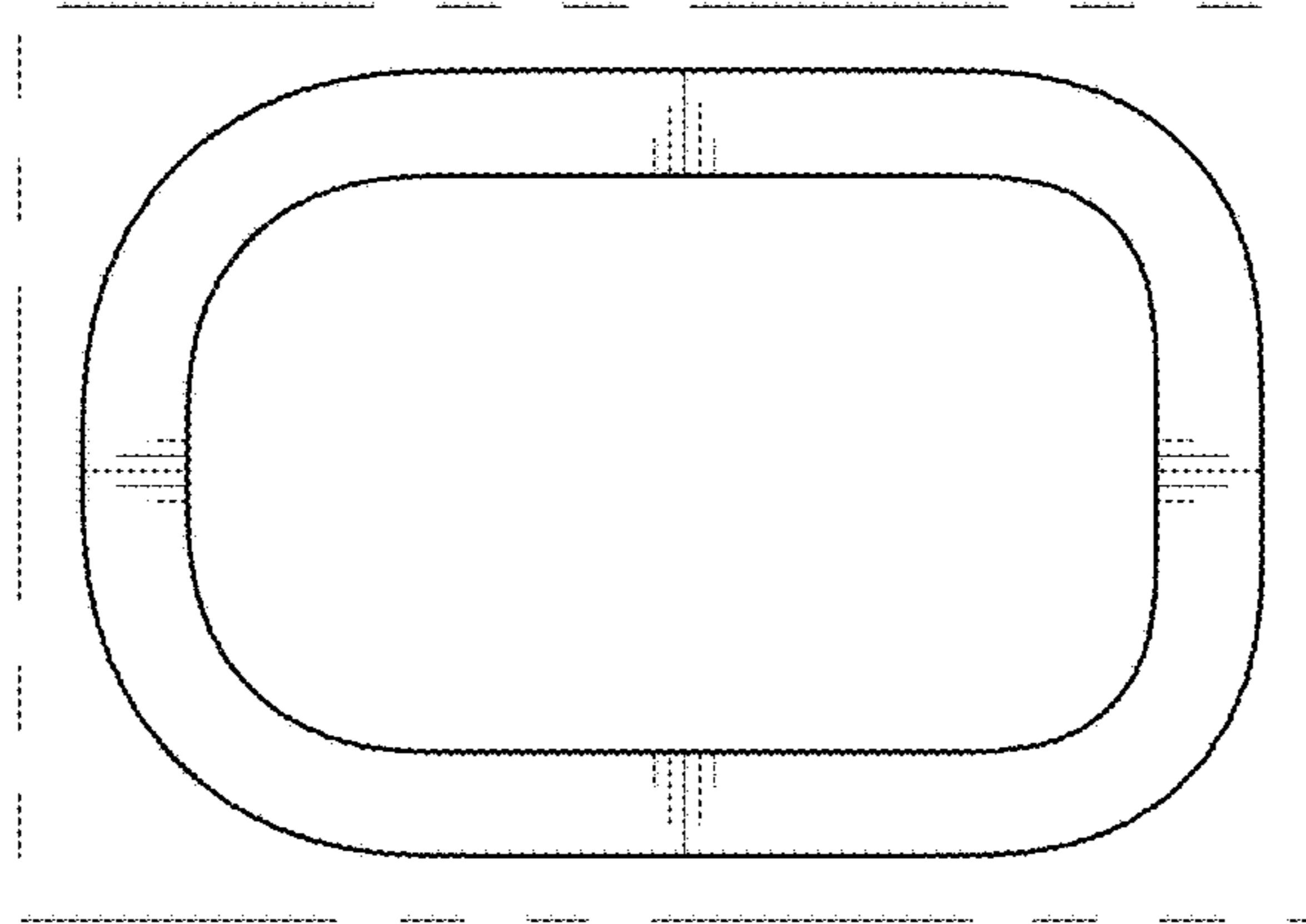


FIG.9

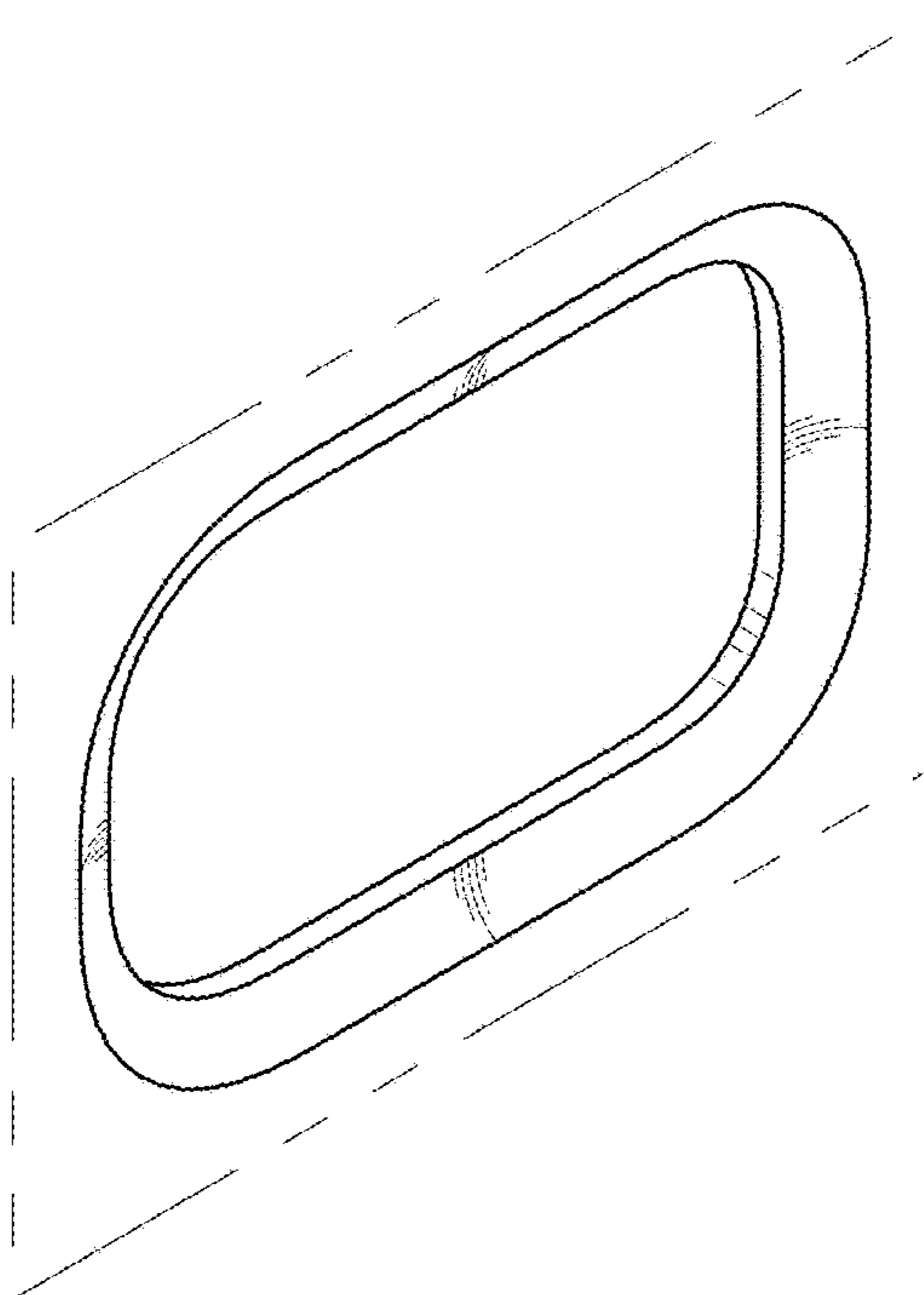


FIG.10




FIG. 11




FIG.12




FIG.13

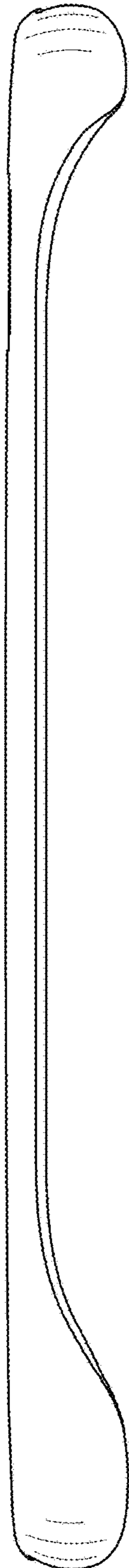


FIG.14




FIG.15




FIG.16

