



US00D791743S

(12) **United States Design Patent** (10) **Patent No.:** **US D791,743 S**  
**Meinertz** (45) **Date of Patent:** **\*\* Jul. 11, 2017**

(54) **CORDLESS MICROPHONE**  
(71) Applicant: **GN RESOUND**, Ballerup (DK)  
(72) Inventor: **Philip Meinertz**, Højbjerg (DK)  
(\*\*) Term: **15 Years**  
(21) Appl. No.: **35/500,951**  
(22) Filed: **Apr. 13, 2016**  
(80) **Hague Agreement Data**  
Int. Filing Date: **Apr. 13, 2016**  
Int. Reg. No.: **DM/090434**  
Int. Reg. Date: **Apr. 13, 2016**  
Int. Reg. Pub. Date: **May 13, 2016**  
(51) **LOC (10) Cl.** ..... **14-03**  
(52) **U.S. Cl.**  
USPC ..... **D14/225**  
(58) **Field of Classification Search**  
USPC ..... D14/225, 226, 228, 227; D24/150, 172  
CPC ... H04R 1/02; H04R 3/00; H04R 9/08; H04R  
25/00  
See application file for complete search history.

(56) **References Cited**  
U.S. PATENT DOCUMENTS  
D186,603 S \* 11/1959 Janh ..... D14/227  
D234,957 S \* 4/1975 Huntington et al. .... D14/225  
D249,041 S \* 8/1978 Culbertson ..... D14/225  
4,199,721 A \* 4/1980 Ono ..... H04B 1/3822  
381/356  
D258,879 S \* 4/1981 Eaton ..... D14/225  
D264,335 S \* 5/1982 Huntington ..... D14/225  
D300,924 S \* 5/1989 Mauch ..... D14/225  
D307,907 S \* 5/1990 Siddoway ..... D14/225  
D346,804 S \* 5/1994 Tokiyama ..... D14/225  
D352,946 S \* 11/1994 Nensel ..... D14/225  
D360,208 S \* 7/1995 Richards ..... D14/204  
D376,599 S \* 12/1996 Lindeman ..... D14/225

5,701,355 A \* 12/1997 Brannan ..... H04R 1/08  
174/653  
D400,540 S \* 11/1998 Cruver, IV ..... D14/228  
D447,131 S \* 8/2001 Hough ..... D14/228  
D448,019 S \* 9/2001 Cebe ..... D14/225  
D453,506 S \* 2/2002 Liou ..... D14/225  
D459,718 S \* 7/2002 Ma ..... D14/225  
D503,398 S \* 3/2005 Haase ..... D14/225  
D506,740 S \* 6/2005 Ashfield ..... D14/167  
D515,558 S \* 2/2006 Case ..... D10/106.1  
D516,546 S \* 3/2006 Sobol ..... D14/228  
D519,111 S \* 4/2006 Miranda ..... D14/225  
D530,313 S \* 10/2006 Leng ..... D14/225  
D534,526 S \* 1/2007 Aoki ..... D14/225  
D567,232 S \* 4/2008 Darbut ..... D14/225  
D569,853 S \* 5/2008 Nishida ..... D14/225  
D615,533 S \* 5/2010 Emge ..... D14/225  
D632,679 S \* 2/2011 Emge ..... D14/225  
D718,746 S \* 12/2014 Tran ..... D14/137  
D720,726 S \* 1/2015 Yu ..... D14/225  
D725,085 S \* 3/2015 Barker ..... D14/137

(Continued)

Primary Examiner — Darlington Ly


(57) **CLAIM**

The ornamental design for a cordless microphone, as shown and described.

**DESCRIPTION**

- 1. Cordless microphone
- 1.1 is a front view of a cordless microphone showing my new design;
- 1.2 is a rear view thereof;
- 1.3 is a rear view thereof, wherein the clip is rotated outward to the left side of the cordless microphone;
- 1.4 is a left side view thereof;
- 1.5 is a right side view thereof;
- 1.6 is a top view thereof;
- 1.7 is a bottom view thereof;
- 1.8 is a bottom, rear, and left side perspective view thereof; and
- 1.9 is a top, front, and right side perspective view thereof.

**1 Claim, 9 Drawing Sheets**



(56)

**References Cited**

U.S. PATENT DOCUMENTS

|                   |         |                  |                      |
|-------------------|---------|------------------|----------------------|
| D735,159 S *      | 7/2015  | Yang .....       | D14/137              |
| D738,357 S *      | 9/2015  | Khairudin .....  | D14/226              |
| D743,950 S *      | 11/2015 | Derdzinski ..... | D14/225              |
| D744,457 S *      | 12/2015 | Vuorio .....     | D14/226              |
| D744,458 S *      | 12/2015 | Derdzinski ..... | D14/226              |
| D748,609 S *      | 2/2016  | Miller .....     | D14/225              |
| D774,494 S *      | 12/2016 | Sunwoo .....     | D14/227              |
| 2015/0163588 A1 * | 6/2015  | Johansen .....   | H04R 1/326<br>381/92 |

\* cited by examiner

1.1




1.2




1.3



1.4



1.5



1.6





1.7



1.8



1.9

