

US00D791741S

(12) **United States Design Patent**  
**Chen**

(10) **Patent No.:** **US D791,741 S**  
(45) **Date of Patent:** **\*\* Jul. 11, 2017**

- (54) **RETRACTABLE EARBUDS**
- (71) Applicant: **Pengcheng Chen**, Guangdong (CN)
- (72) Inventor: **Pengcheng Chen**, Guangdong (CN)
- (\*\*) Term: **15 Years**
- (21) Appl. No.: **29/540,026**
- (22) Filed: **Sep. 20, 2015**
- (51) **LOC (10) Cl.** ..... **14-01**
- (52) **U.S. Cl.**  
USPC ..... **D14/223; D14/205**
- (58) **Field of Classification Search**  
USPC ..... D14/205, 223; D13/153, 154, 168;  
D8/358; 174/117 R; 181/129, 130, 135;  
379/430, 431; 381/380, 381, 370, 374,  
381/384; 455/569.1, 90.3, 575.1  
CPC ..... H04R 25/00; H04R 1/10; H04R 1/1033;  
H04R 5/033; H04R 5/0335; H04R 1/105  
See application file for complete search history.

(56) **References Cited**

**U.S. PATENT DOCUMENTS**

- 1,837,723 A \* 12/1931 McGraw ..... H01R 24/58  
264/262
- 3,657,491 A \* 4/1972 Ryder ..... H02G 11/02  
191/12.2 R
- 3,965,544 A \* 6/1976 Boden ..... F16G 11/00  
24/115 M
- 3,984,645 A \* 10/1976 Kresch ..... H04M 1/15  
379/430
- 4,942,617 A \* 7/1990 Boylan ..... H04M 1/05  
381/182
- 4,989,805 A \* 2/1991 Burke ..... B65H 75/44  
242/378.2
- 5,178,619 A \* 1/1993 Galazaka ..... A61B 18/14  
242/378.1
- 5,339,461 A \* 8/1994 Luplow ..... H04B 1/086  
242/385

- 5,422,957 A \* 6/1995 Cummins ..... B65H 75/4431  
381/384
- 5,684,883 A \* 11/1997 Chen ..... H02G 11/02  
381/370
- 5,732,898 A \* 3/1998 Odessky ..... B65H 75/4402  
191/12.2 R
- 5,832,098 A \* 11/1998 Chen ..... H04M 1/05  
381/370
- D449,974 S \* 11/2001 Stekelenburg ..... D8/358
- 6,434,249 B1 \* 8/2002 Wei ..... H02G 11/02  
242/400.1

(Continued)

*Primary Examiner* — Paula Greene

(74) *Attorney, Agent, or Firm* — Scott H. Kaliko, Esq;  
Kaliko & Associates, LLC

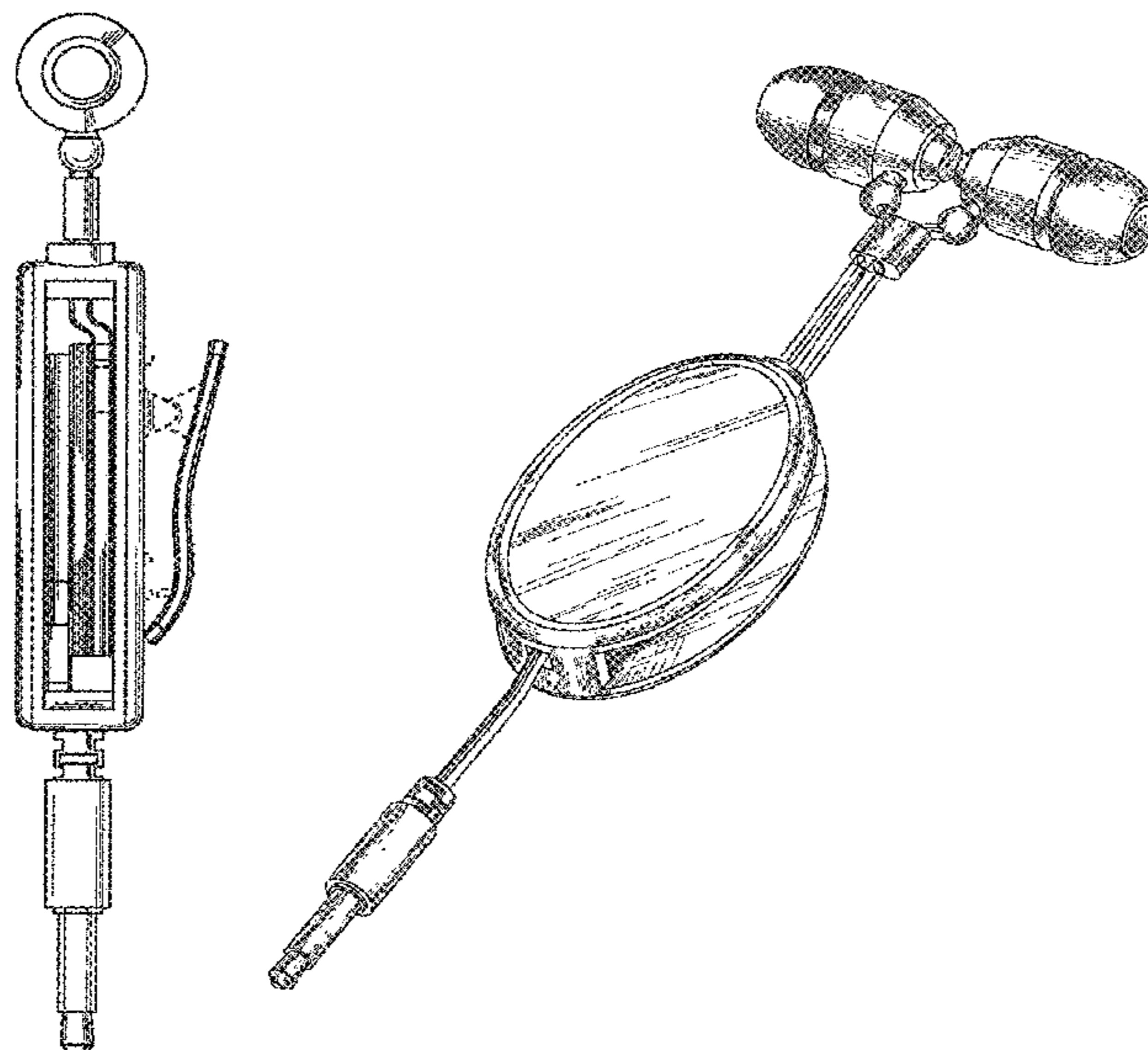
(57) **CLAIM**

An ornamental design for retractable earbuds, as shown and described.

**DESCRIPTION**

FIG. 1 is a TOP view of an embodiment of the present invention;  
 FIG. 2 is a BOTTOM view of an embodiment of the present invention;  
 FIG. 3 is a FRONT view of an embodiment of the present invention;  
 FIG. 4 is a BACK view of an embodiment of the present invention;  
 FIG. 5 is a SIDE view of an embodiment of the present invention;  
 FIG. 6 is a SIDE view of an embodiment of the present invention;  
 FIG. 7 is a PERSPECTIVE view of an embodiment of the present invention; and,  
 FIG. 8 is a PERSPECTIVE view of an embodiment of the present invention.  
 The broken lines depict environment that forms no part of the claimed design.

**1 Claim, 7 Drawing Sheets**



(56)

**References Cited**

U.S. PATENT DOCUMENTS

6,438,248	B1 *	8/2002	Kamimura .....	H04M 1/05 381/374
6,702,077	B2 *	3/2004	Skowronski .....	H02G 11/02 191/12.2 R
D538,362	S *	3/2007	Carroll .....	D21/724
D566,107	S *	4/2008	Bowling .....	D14/205
D567,217	S *	4/2008	Kamo .....	D14/205
D569,841	S *	5/2008	Chung .....	D14/205
7,372,974	B2 *	5/2008	Yanagishita .....	H04R 1/1033 381/370
D587,681	S *	3/2009	Yanai .....	D14/205
D594,441	S *	6/2009	Lee .....	D14/205
D598,894	S *	8/2009	Masuda .....	D14/205
D599,778	S *	9/2009	Ando .....	D14/205
D614,168	S *	4/2010	Rogers .....	D14/206
D627,764	S *	11/2010	Tsai .....	D14/223
D629,395	S *	12/2010	Lee .....	D14/223
D643,414	S *	8/2011	Lee .....	D14/205
8,218,808	B2 *	7/2012	Xu .....	H04R 1/1033 381/370
D736,749	S *	8/2015	Yasuda .....	D14/223
D764,436	S *	8/2016	Dryden .....	D14/205
2002/0023814	A1 *	2/2002	Poutiatine .....	H02G 11/02 191/12.2 R
2006/0214044	A1 *	9/2006	Chiang .....	B65H 75/4434 242/378

\* cited by examiner

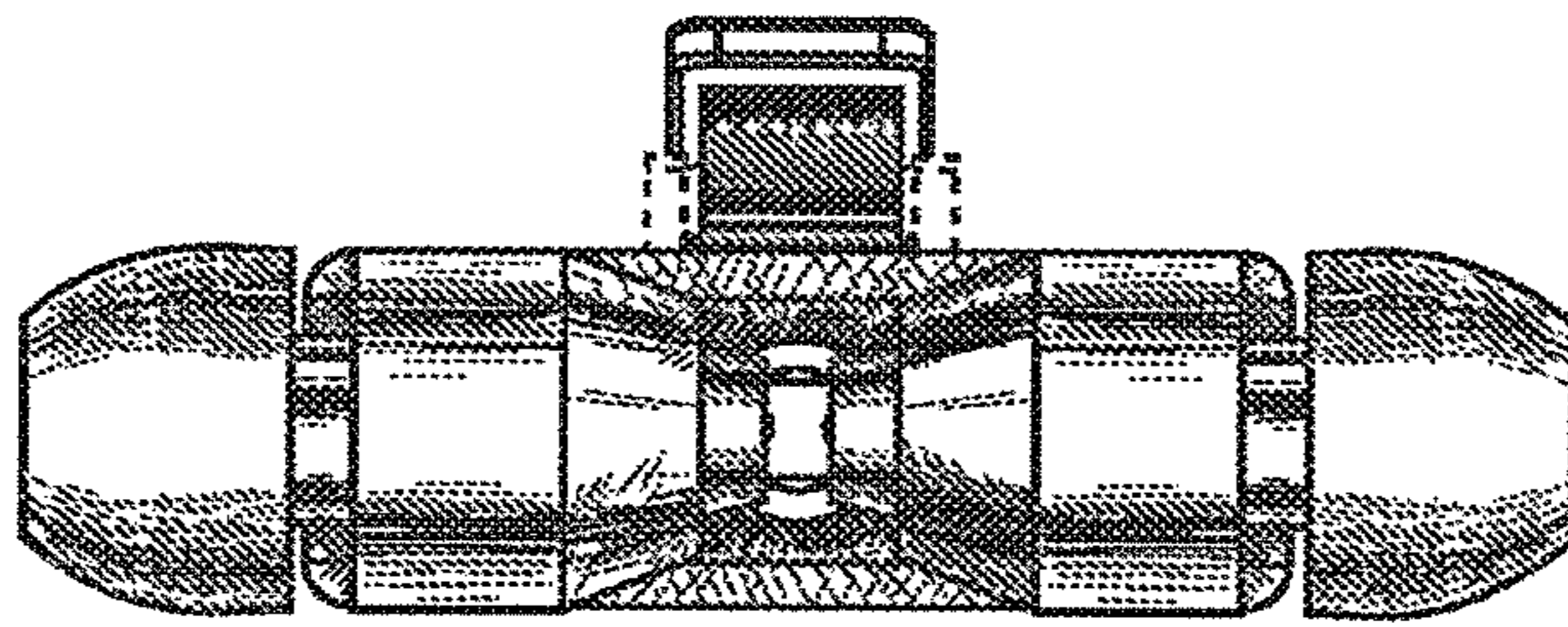


FIG 1

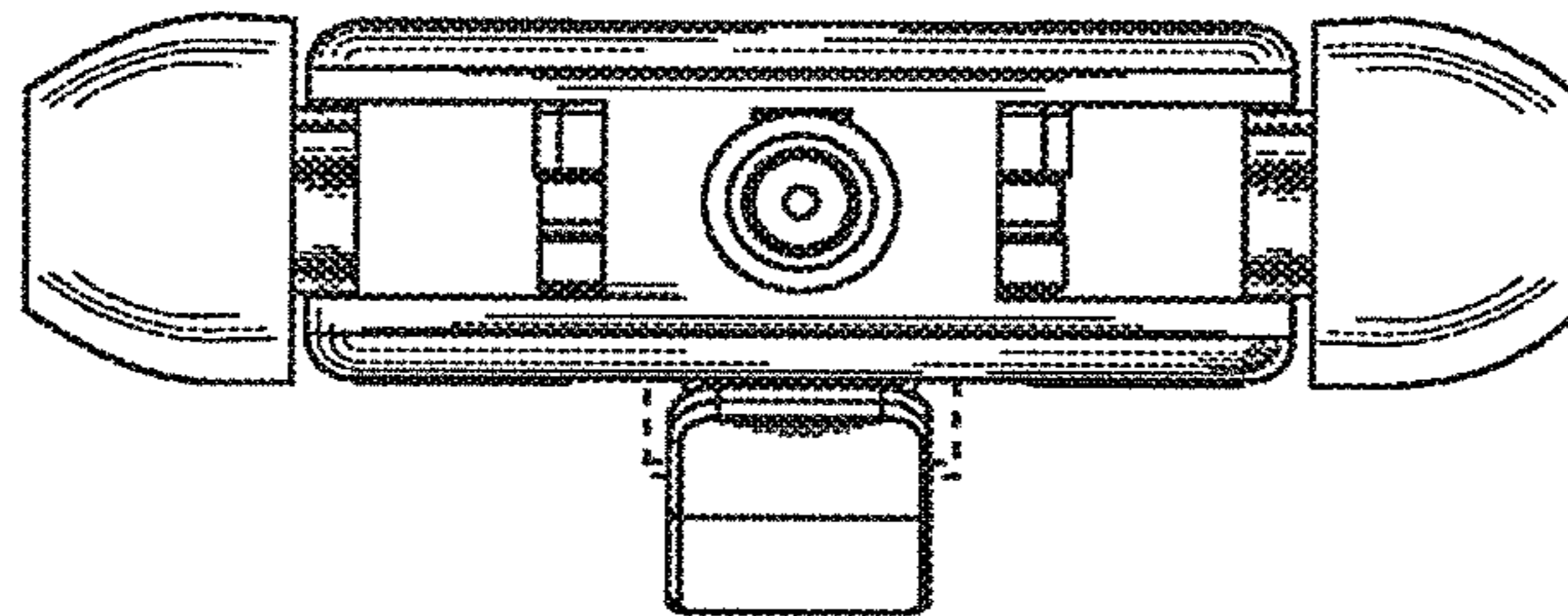


FIG 2

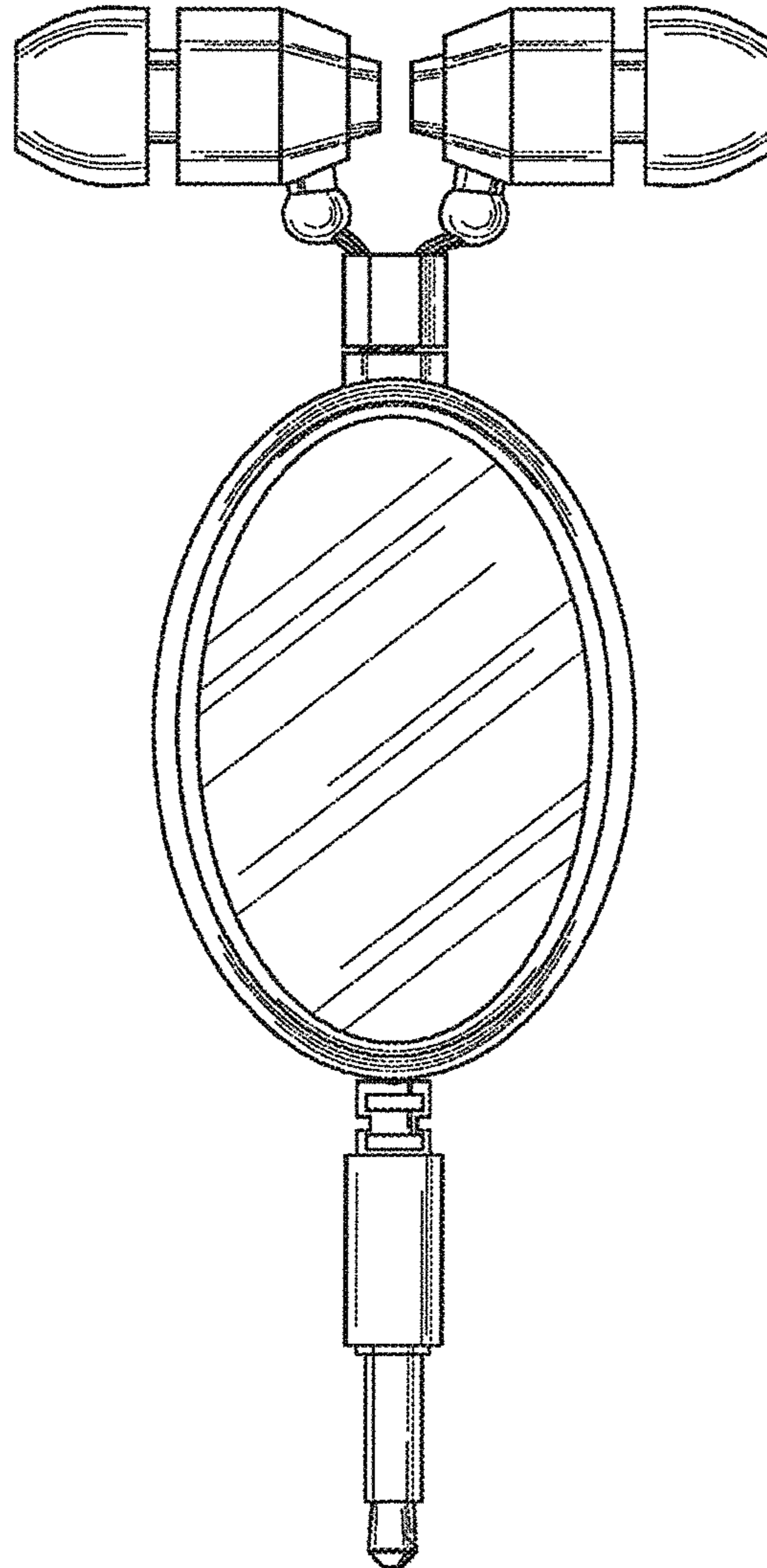


FIG 3

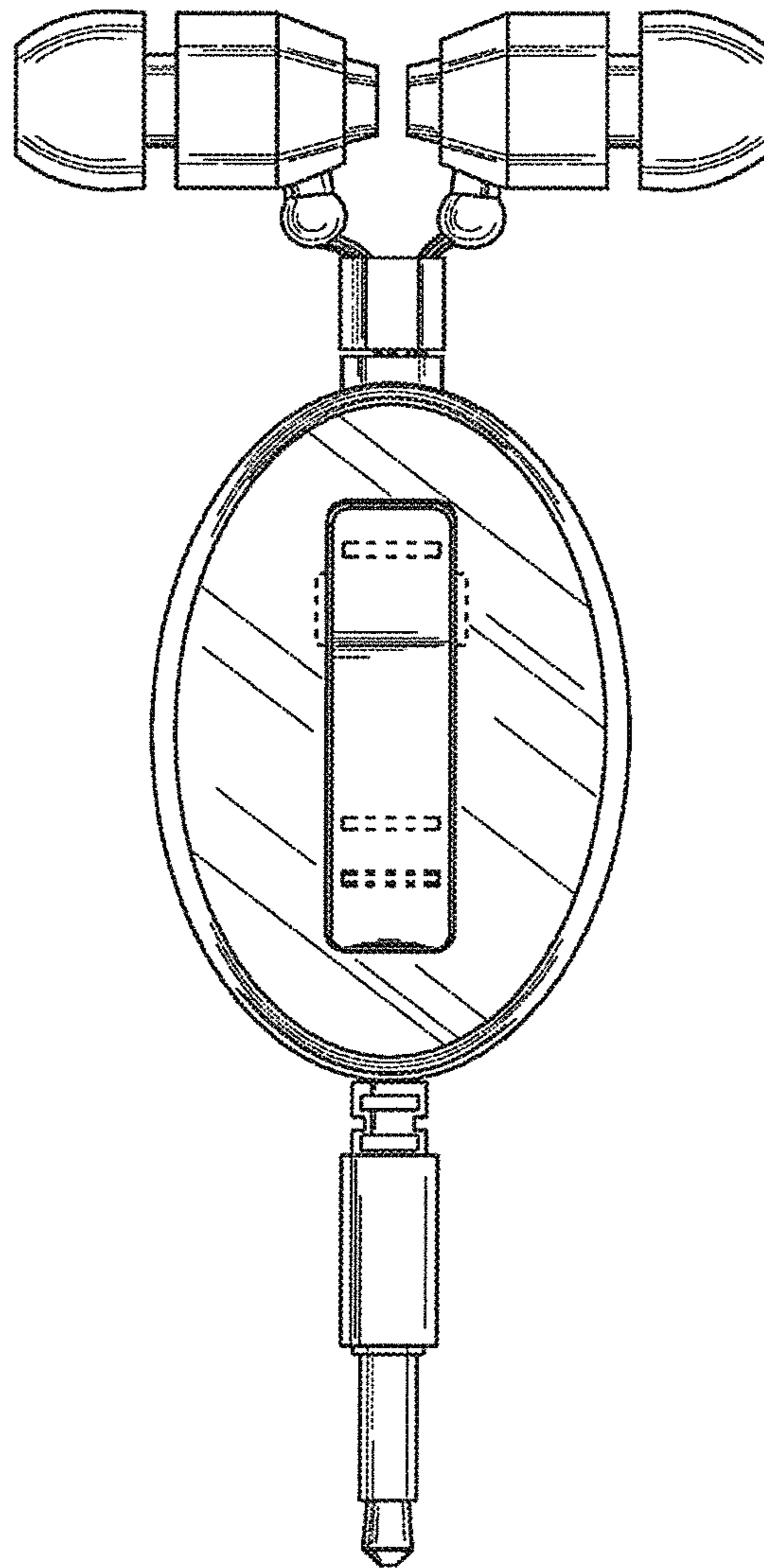


FIG 4

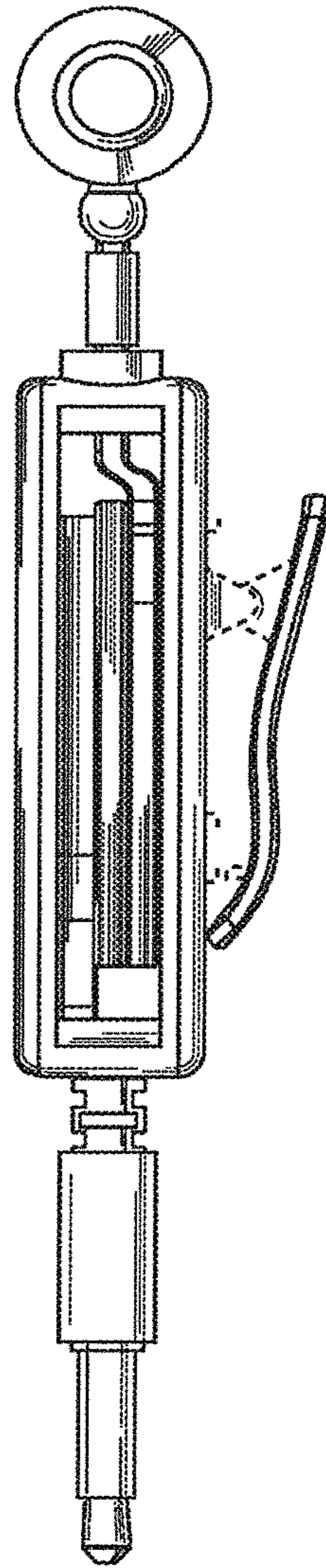


FIG 5

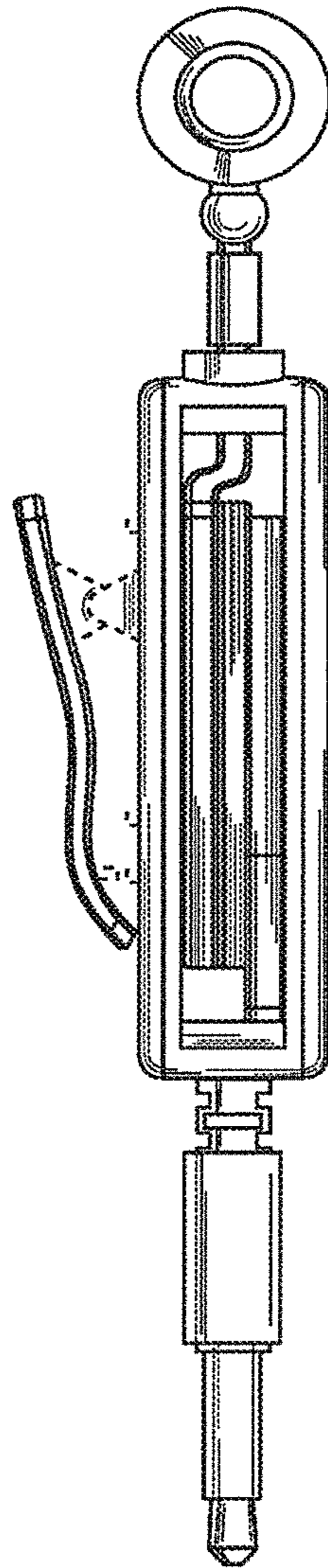


FIG 6




FIG 7



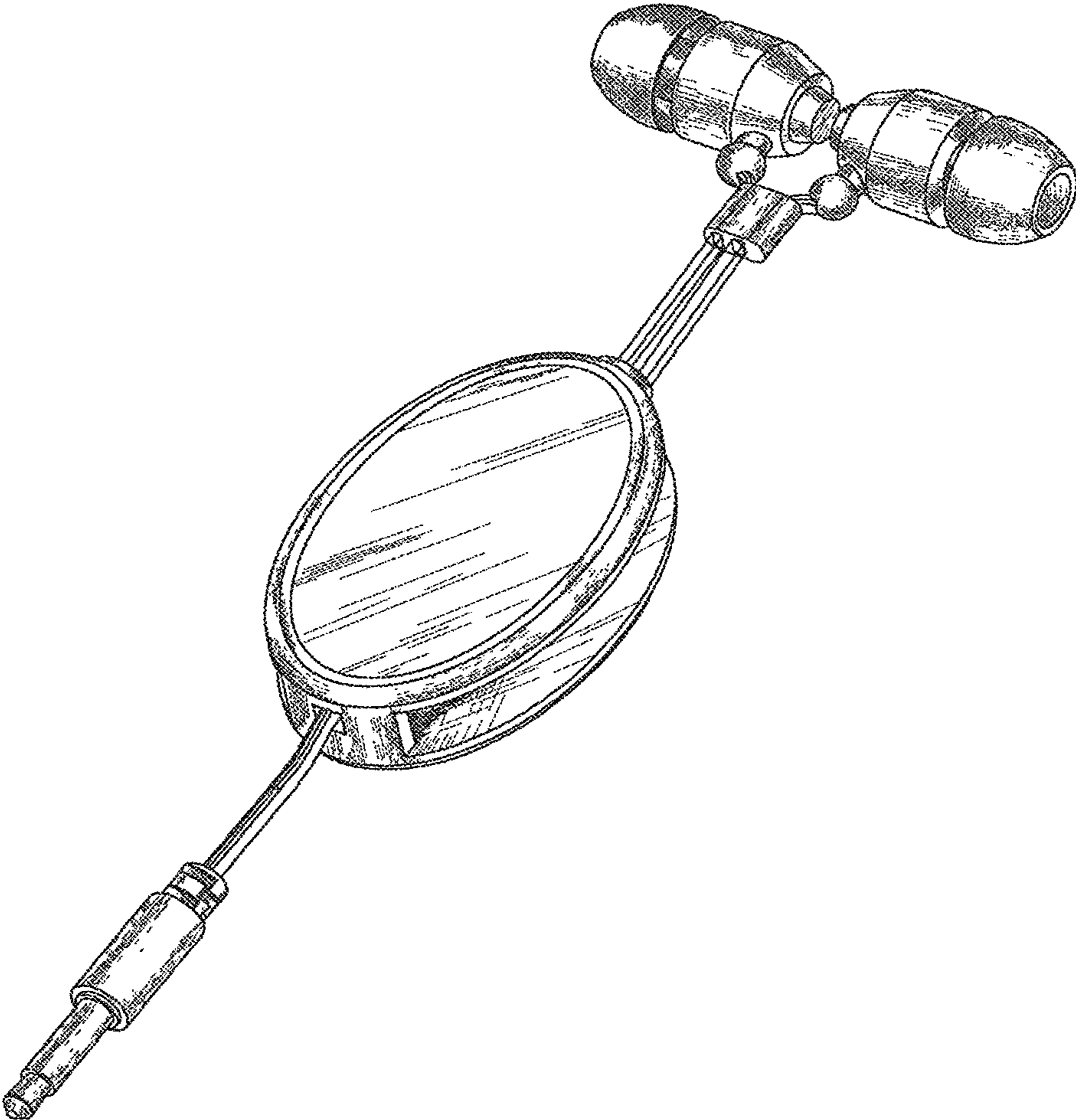


FIG 8