



US00D791719S

(12) **United States Design Patent** (10) **Patent No.:** **US D791,719 S**
Ackmann et al. (45) **Date of Patent:** **** Jul. 11, 2017**

(54) **WALL MOUNTED BUTTON PANEL** 7,796,057 B2 * 9/2010 Swatsky H03K 17/94
 160/331
 (71) Applicant: **Crestron Electronics, Inc.**, Rockleigh, NJ (US) D633,448 S 3/2011 Biery et al.
 8,149,591 B2 * 4/2012 Feldstein H01H 9/0271
 361/810
 (72) Inventors: **Evan Ackmann**, Hoboken, NJ (US); D686,170 S 7/2013 Wisniewski et al.
Stan Wisniewski, Pompton Plains, NJ D701,177 S 3/2014 Wisniewski et al.
 (US); **Douglas Jacobson**, Oradell, NJ D729,749 S 5/2015 Wisniewski et al.
 (US) D731,445 S * 6/2015 Wisniewski D13/174
 2008/0111501 A1 * 5/2008 Dobbins H05B 37/0281
 315/294

(73) Assignee: **CRESTRON ELECTRONICS, INC.**, Rockleigh, NY (US)

(**) Term: **15 Years**

(21) Appl. No.: **29/578,236**

(22) Filed: **Sep. 20, 2016**

(51) **LOC (10) Cl.** **13-03**

(52) **U.S. Cl.**
 USPC **D13/164**

(58) **Field of Classification Search**
 USPC D13/162, 164, 171, 173, 174
 CPC G08C 17/02; H05B 33/0845; H05B 37/02;
 H05B 37/0254; H05B 37/0272; H05B
 39/02; H05B 39/04; H05B 39/041; H05B
 39/044; H05B 39/08; H03K 17/94
 See application file for complete search history.

(56) **References Cited**

U.S. PATENT DOCUMENTS

D456,783 S	5/2002	Mayo et al.	
D465,770 S	11/2002	Bennett et al.	
D466,484 S	12/2002	Bennett et al.	
D475,024 S	5/2003	Bennett et al.	
D572,664 S *	7/2008	Hollner	D13/164
D573,956 S *	7/2008	Hollner	D13/164
D580,884 S *	11/2008	Hollner	D13/164
D585,841 S *	2/2009	Hollner	D13/164
D588,070 S *	3/2009	Hollner	D13/164

OTHER PUBLICATIONS

U.S. Appl. No. 29/460,484, Original Application filed Jul. 11, 2013.

* cited by examiner

Primary Examiner — Selina Sikder

(74) *Attorney, Agent, or Firm* — Crestron Electronics, Inc


(57) **CLAIM**

The ornamental design for a wall mounted button panel, as shown and described.

DESCRIPTION

FIG. 1 shows a front perspective view of a wall mounted button panel.
 FIG. 2 shows a front elevation view of the wall mounted button panel.
 FIG. 3 shows a left side view of the wall mounted button panel.
 FIG. 4 shows a right side view of the wall mounted button panel.
 FIG. 5 shows a top view of the wall mounted button panel; and,
 FIG. 6 shows a bottom view of the wall mounted button panel.

1 Claim, 4 Drawing Sheets






FIG. 1

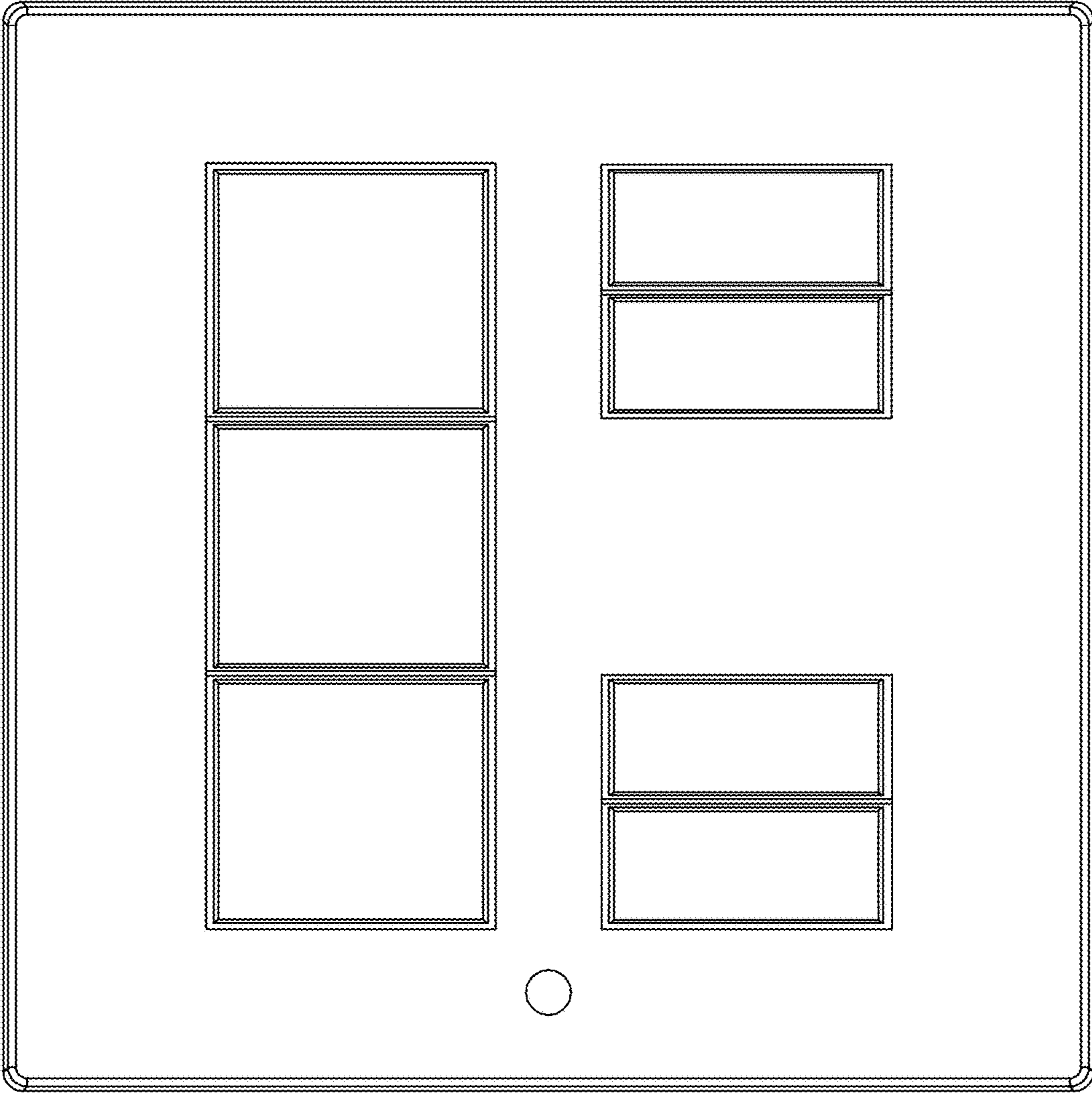


FIG. 2

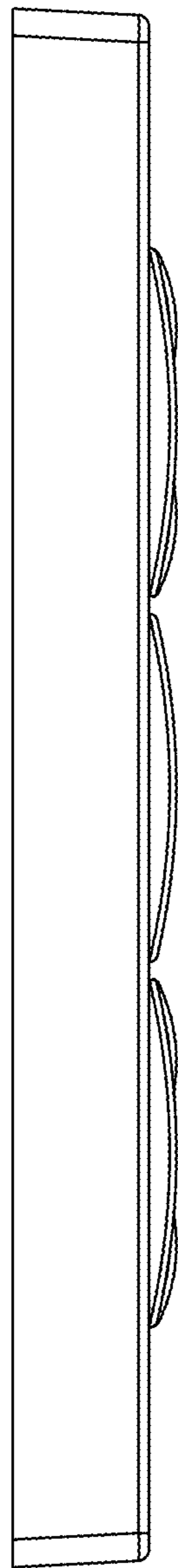


FIG. 3

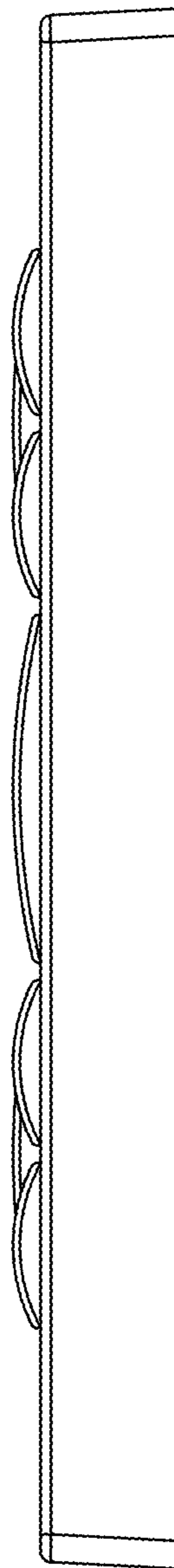


FIG. 4

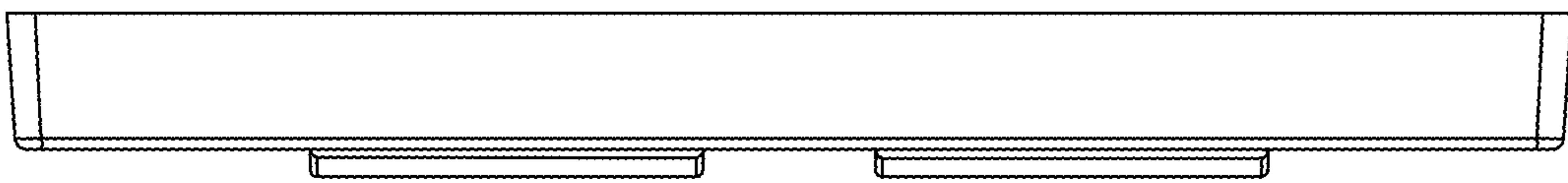


FIG. 5

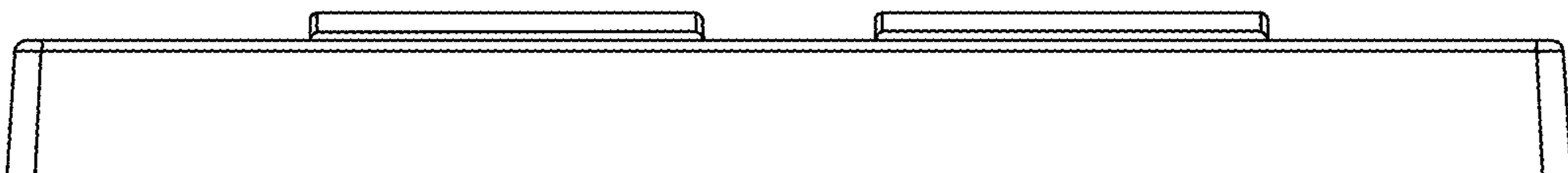


FIG. 6