



US00D791668S

(12) **United States Design Patent**
Murase

(10) **Patent No.:** **US D791,668 S**

(45) **Date of Patent:** **** Jul. 11, 2017**

- (54) **WHEEL FOR AN AUTOMOBILE**
- (71) Applicant: **Fuji Jukogyo Kabushiki Kaisha**,
Tokyo (JP)
- (72) Inventor: **Shinya Murase**, Tokyo (JP)
- (73) Assignee: **Subaru Corporation**, Tokyo (JP)
- (**) Term: **15 Years**
- (21) Appl. No.: **29/558,459**
- (22) Filed: **Mar. 18, 2016**

(30) **Foreign Application Priority Data**

Sep. 18, 2015 (JP) 2015-020797

(51) **LOC (10) Cl.** **12-16**

(52) **U.S. Cl.**
USPC **D12/209**

(58) **Field of Classification Search**
USPC D12/204–213
CPC B60B 7/00; B60B 7/02; B60B 7/04; B60B
7/01; B60B 7/06; B60B 3/02; B60B 3/04;
B60B 3/06; B60B 3/10; B60B 1/00;
B60B 1/08; B60B 1/10; B60B 1/12
See application file for complete search history.

(56) **References Cited**

U.S. PATENT DOCUMENTS

- D431,514 S * 10/2000 Cullen D12/209
- D569,322 S * 5/2008 Scheu D12/211
- D588,517 S * 3/2009 Aroney D12/211
- D590,322 S * 4/2009 Rak D12/211
- D655,657 S * 3/2012 Juergens D12/209

- D666,958 S * 9/2012 Suzuki D12/211
- D686,132 S * 7/2013 Truebsbach D12/209
- D691,081 S * 10/2013 Watkin D12/211
- D695,186 S * 12/2013 Pollmann D12/209
- D695,668 S * 12/2013 Juergens D12/209
- D702,614 S * 4/2014 Lemke D12/211
- D710,286 S * 8/2014 Yamaguchi D12/209
- D726,086 S * 4/2015 Muntada Roura D12/209
- D726,628 S * 4/2015 Kong D12/211
- D729,138 S * 5/2015 Davidson D12/209
- D730,799 S * 6/2015 Hans D12/209
- D756,287 S * 5/2016 Koglin D12/211
- D756,878 S * 5/2016 Valencia Pollex D12/209
- D757,626 S * 5/2016 Bridan D12/209
- D759,566 S * 6/2016 Valencia Pollex D12/211
- D763,158 S * 8/2016 Hara D12/209
- D769,172 S * 10/2016 Ishii D12/211

* cited by examiner

Primary Examiner — Stacia Cadmus

(74) *Attorney, Agent, or Firm* — Schiff Hardin LLP

(57) **CLAIM**

The ornamental design for a wheel for an automobile, as shown and described.

DESCRIPTION

FIG. 1 is a front perspective view for a “wheel for an automobile” showing my new design, FIG. 2 is a front view thereof, FIG. 3 is a rear view thereof shown in a lighter grey scale and forms no part of the design to be patented. FIG. 4 is a top view thereof, FIG. 5 is a bottom view thereof, FIG. 6 is a left-side view thereof; and, FIG. 7 is a right-side view thereof.

1 Claim, 5 Drawing Sheets





Fig. 1



Fig. 2



Fig. 3



Fig. 4




Fig. 5




Fig. 6




Fig. 7

