



US00D791656S

(12) **United States Design Patent**
Nguyen

(10) **Patent No.:** **US D791,656 S**

(45) **Date of Patent:** **** Jul. 11, 2017**

(54) **SUN VISOR FOR CAR WINDOW**
(71) Applicant: **Huu Nguyen**, San Jose, CA (US)
(72) Inventor: **Huu Nguyen**, San Jose, CA (US)

(**) Term: **15 Years**

(21) Appl. No.: **29/552,281**

(22) Filed: **Jan. 21, 2016**

(51) **LOC (10) Cl.** **12-16**

(52) **U.S. Cl.**
USPC **D12/183**

(58) **Field of Classification Search**
USPC D12/183, 191, 180–182, 417, 174,
D12/400–401, 184–185, 106, 311–312
CPC . B60J 1/20; B60J 3/0208; B60J 1/2008; B60J
1/2005; B60J 1/2002; B60J 3/0204
See application file for complete search history.

(56) **References Cited**

U.S. PATENT DOCUMENTS

| | | | | |
|----------------|---------|----------|-------|------------------------|
| D554,030 S * | 10/2007 | Eskandry | | D12/183 |
| D554,031 S * | 10/2007 | Eskandry | | D12/183 |
| D558,108 S * | 12/2007 | Shelton | | D12/183 |
| D558,652 S * | 1/2008 | Davis | | D12/183 |
| D672,294 S * | 12/2012 | Thompson | | D12/183 |
| D695,170 S * | 12/2013 | Eskandry | | D12/183 |
| 8,708,028 B2 * | 4/2014 | Oh | | B60J 1/2025 160/274 |

| | | | | |
|----------------|---------|---------|-------|------------------------|
| 8,939,189 B2 * | 1/2015 | Ojima | | B60J 1/2022 160/120 |
| D746,192 S * | 12/2015 | Balfour | | D12/183 |
| D773,969 S * | 12/2016 | Akins | | D12/183 |
| D778,794 S * | 2/2017 | Bouie | | D12/183 |

* cited by examiner

Primary Examiner — Katrina A Betton
(74) *Attorney, Agent, or Firm* — Steven A. Nielsen;
www.NielsenPatents.com

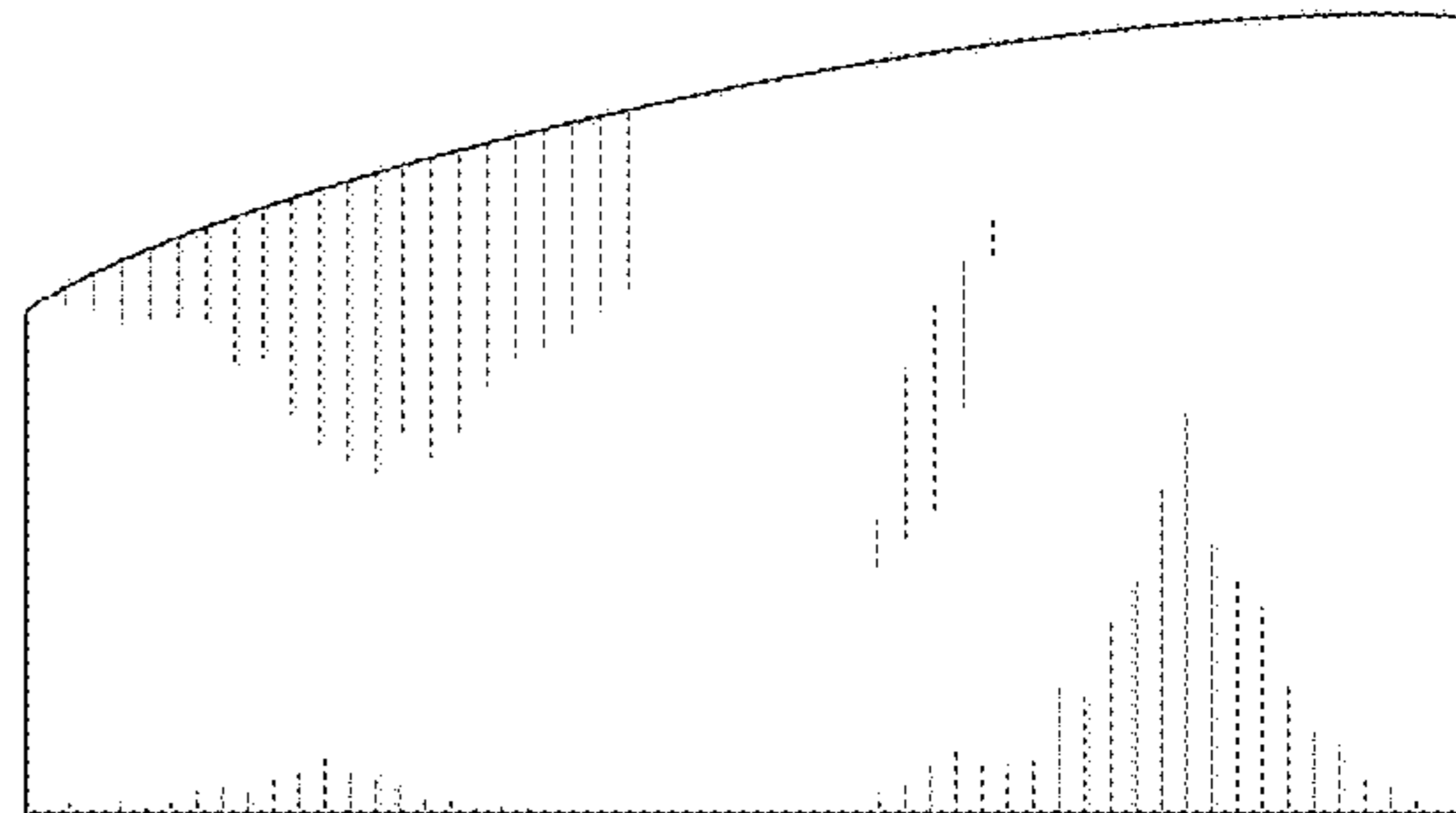
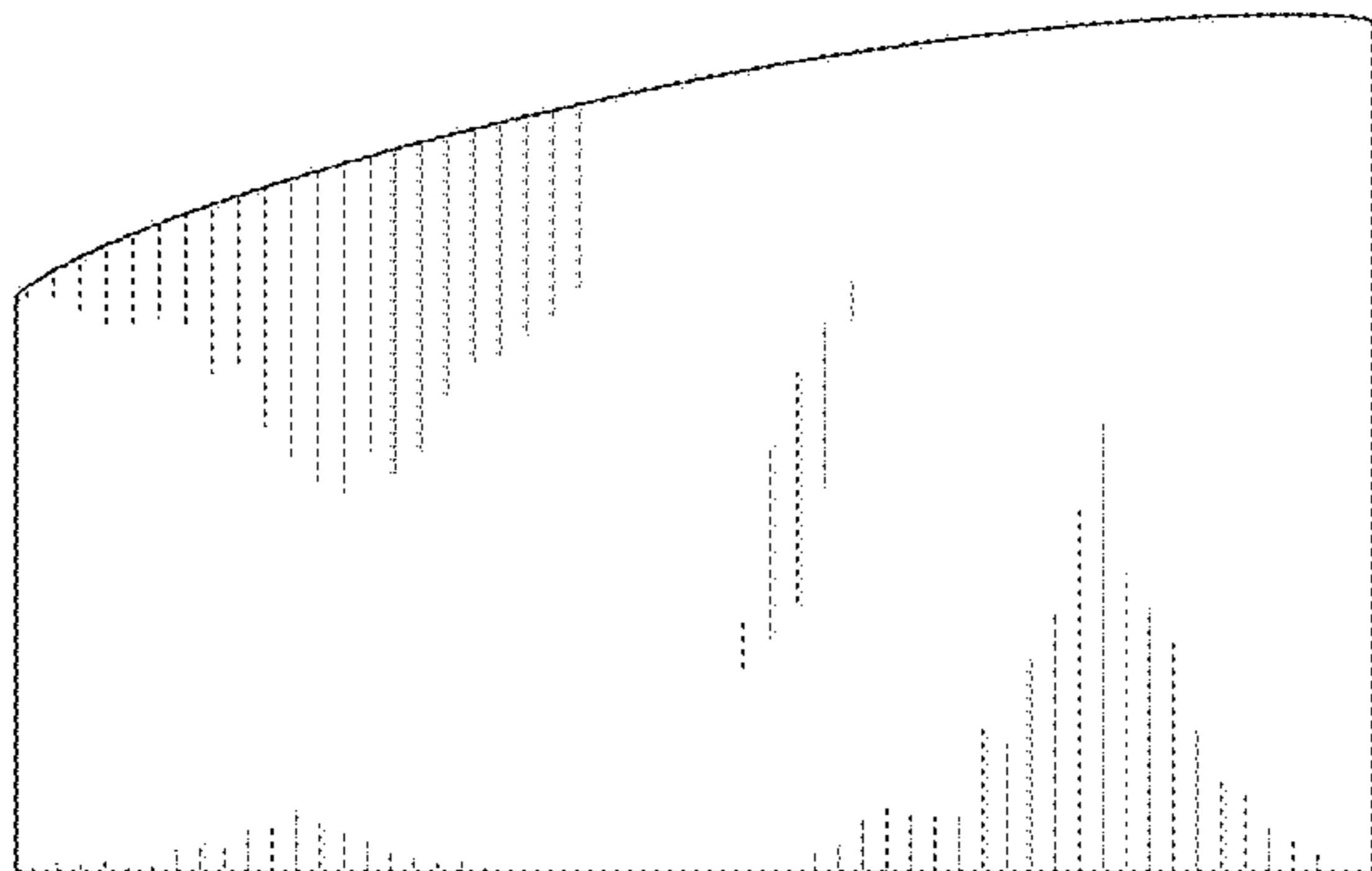
(57) **CLAIM**

The ornamental design for a sun visor for car window, as shown and described.

DESCRIPTION

FIG. 1 is a top and front perspective view of a sun visor for car window showing a new design;
FIG. 2 is a front view thereof with the back view being a mirror image;
FIG. 3 is a left side view thereof;
FIG. 4 is a right side view thereof;
FIG. 5 is a top side view thereof;
FIG. 6 is a bottom side view thereof;
FIG. 7 is a top and front perspective view of a second embodiment;
FIG. 8 is a front view thereof with the back view being a mirror image;
FIG. 9 is a left side view thereof;
FIG. 10 is a right side view thereof;
FIG. 11 is a top side view thereof; and,
FIG. 12 is a bottom side view thereof.

1 Claim, 5 Drawing Sheets



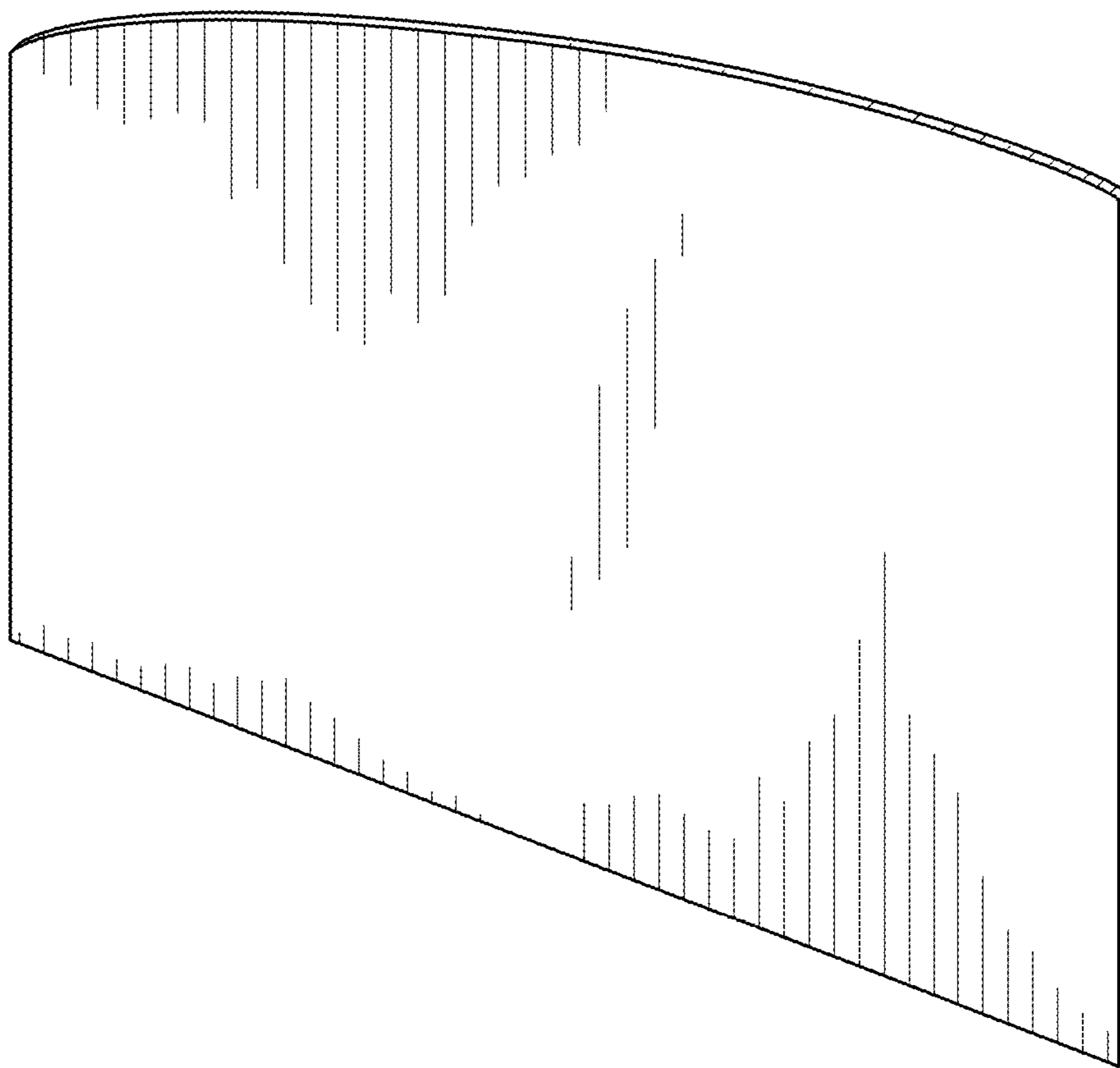


FIG. 1

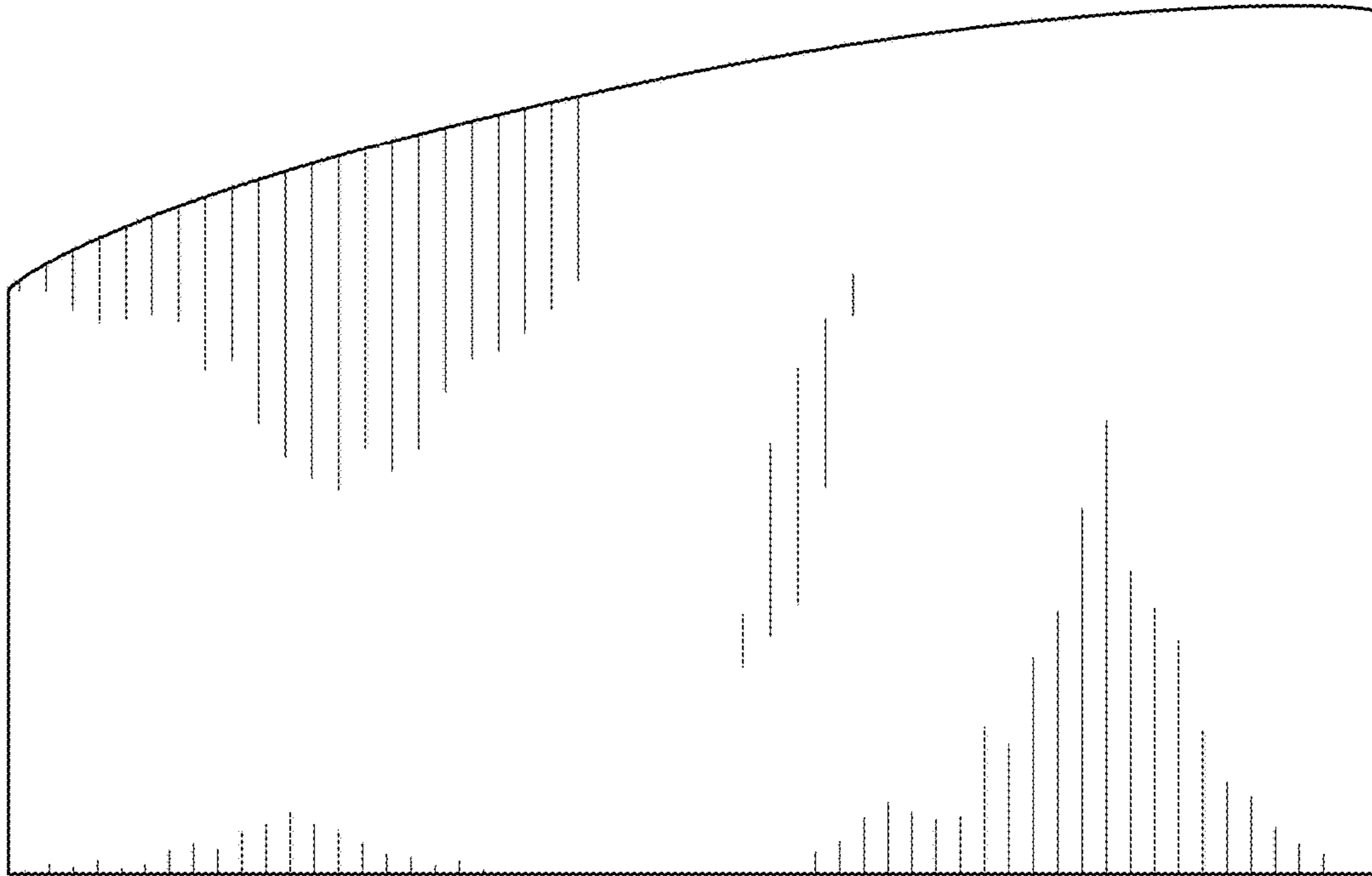


FIG. 2



FIG. 3



FIG. 4

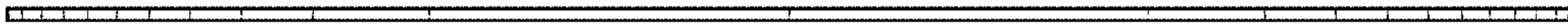


FIG. 5




FIG. 6

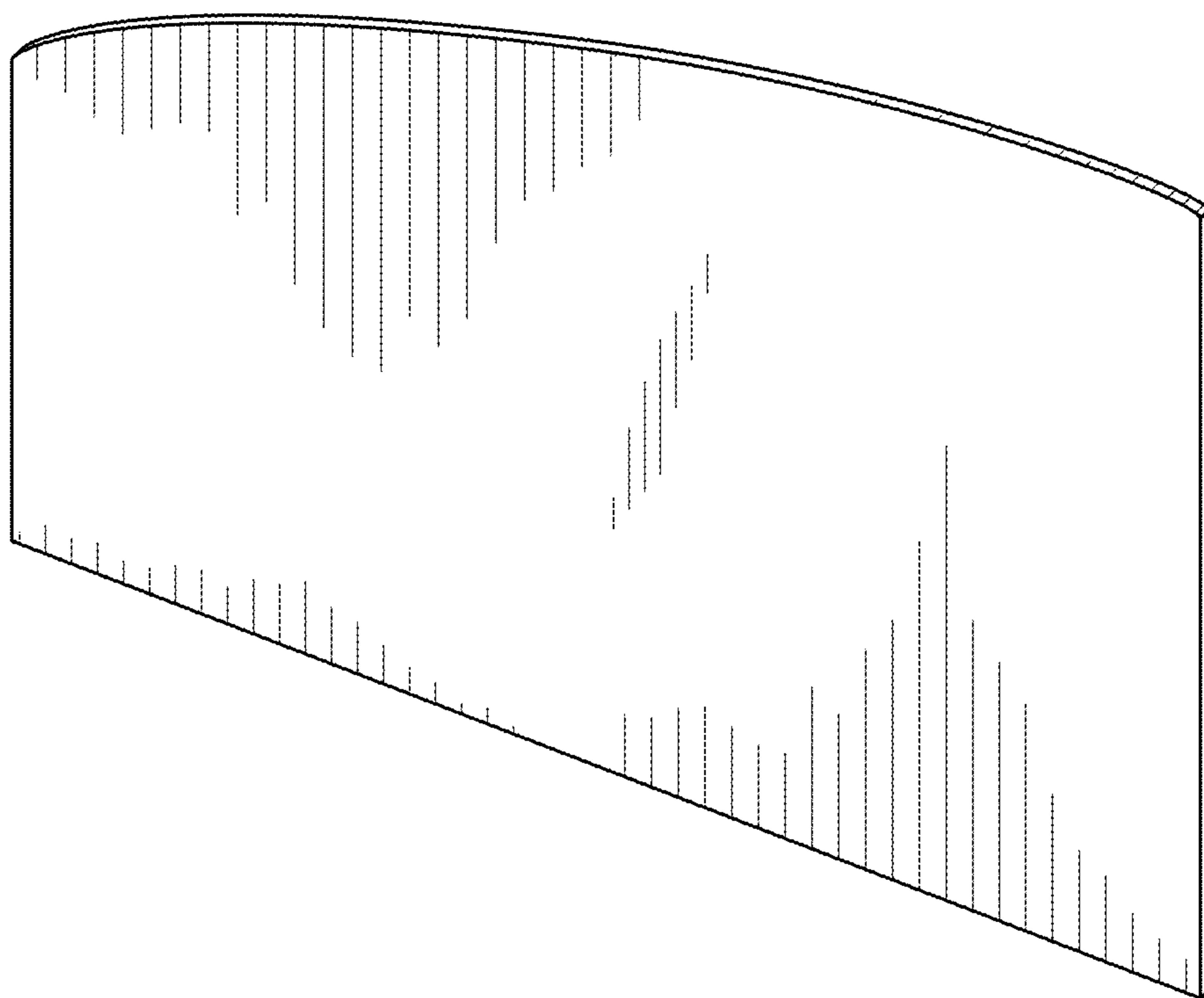


FIG. 7

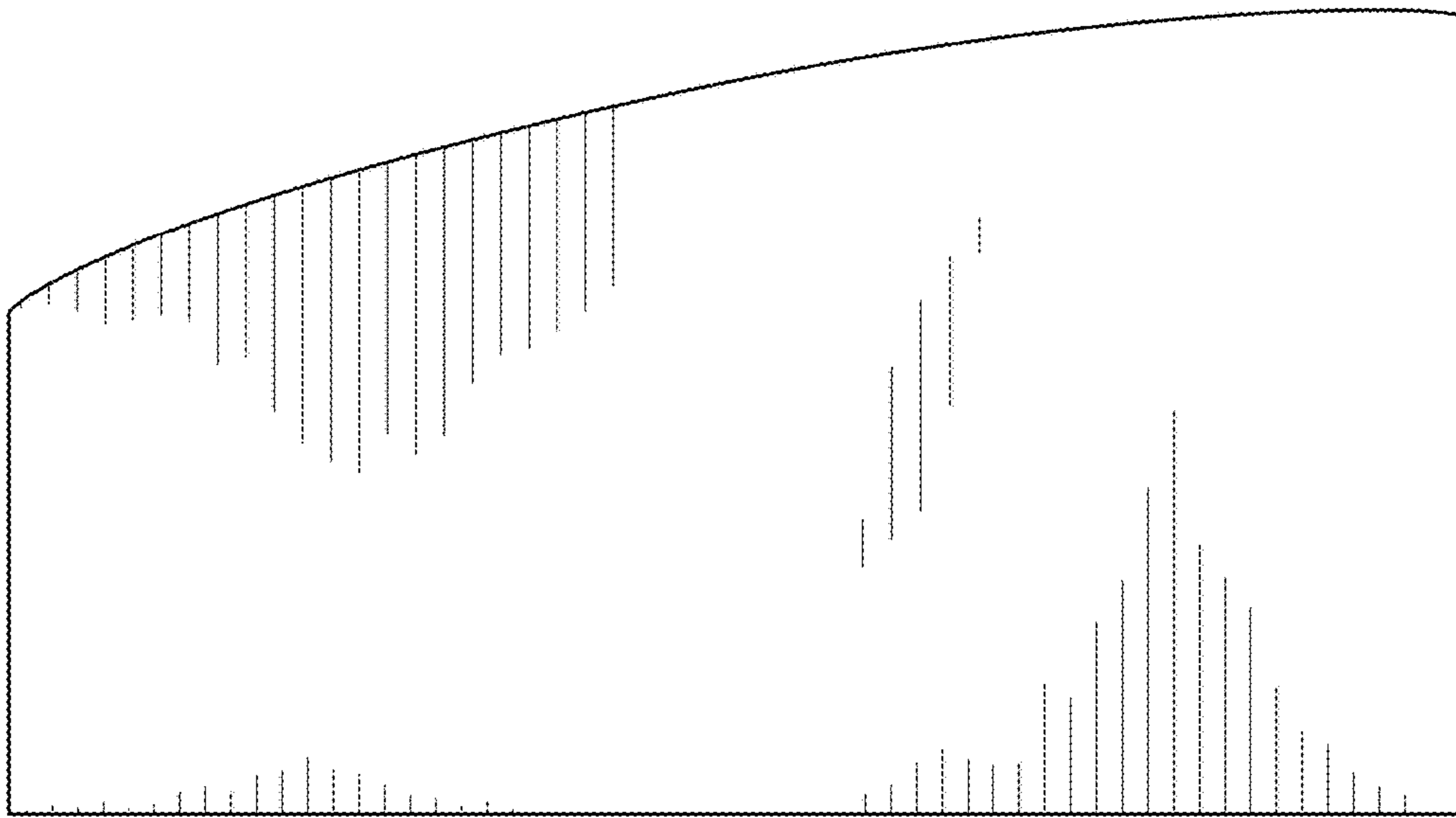


FIG. 8



FIG. 9



FIG. 10



FIG. 11




FIG. 12