



US00D791645S

(12) **United States Design Patent**
Henstridge

(10) **Patent No.:** **US D791,645 S**

(45) **Date of Patent:** **** Jul. 11, 2017**

(54) **VEHICLE**

(71) Applicant: **Jaguar Land Rover Limited**, Whitley,
Coventry (GB)

(72) Inventor: **Sean Henstridge**, Coventry (GB)

(73) Assignee: **Jaguar Land Rover Limited**, Whitley,
Coventry (GB)

(**) Term: **15 Years**

(21) Appl. No.: **29/555,917**

(22) Filed: **Feb. 25, 2016**

(30) **Foreign Application Priority Data**

Sep. 4, 2015 (EM) 002766733

(51) **LOC (10) Cl.** **12-08**

(52) **U.S. Cl.**
USPC **D12/91**

(58) **Field of Classification Search**
USPC D12/86, 90-92, 88; D21/421, 433, 434;
296/181.1, 181.5
CPC B62D 35/00; B62D 25/00; B62D 25/06;
B62D 33/00
See application file for complete search history.

(56) **References Cited**

U.S. PATENT DOCUMENTS

D716,695 S * 11/2014 Woolley D12/91
D718,188 S * 11/2014 Wheel D12/91

D746,722 S * 1/2016 Henstridge D12/91
D750,531 S * 3/2016 Watkins D12/91
D750,532 S * 3/2016 Frascella D12/91
D752,481 S * 3/2016 Frascella D12/91
D762,142 S * 7/2016 Battams D12/91

* cited by examiner

Primary Examiner — Melody N Brown

(74) *Attorney, Agent, or Firm* — Wood Herron & Evans
LLP

(57) **CLAIM**

The ornamental design for a vehicle, as shown and described.

DESCRIPTION

FIG. 1 is a right front perspective view of a vehicle according to the present invention.

FIG. 2 is a left rear perspective view of the vehicle shown in FIG. 1.

FIG. 3 is a front view thereof.

FIG. 4 is a rear view thereof.


FIG. 5 is a left side view thereof.

FIG. 6 is a right side view thereof; and,

FIG. 7 is a top view thereof.

Any elements shown in broken lines in the Figures form no part of the claimed invention, and are instead included to show environmental aspects of the claimed invention. Also, broken lines shown adjacent to any shaded portions form an unclaimed boundary of the design.

1 Claim, 5 Drawing Sheets






FIG. 1




FIG. 2



FIG. 3



FIG. 4




FIG. 5




FIG. 6

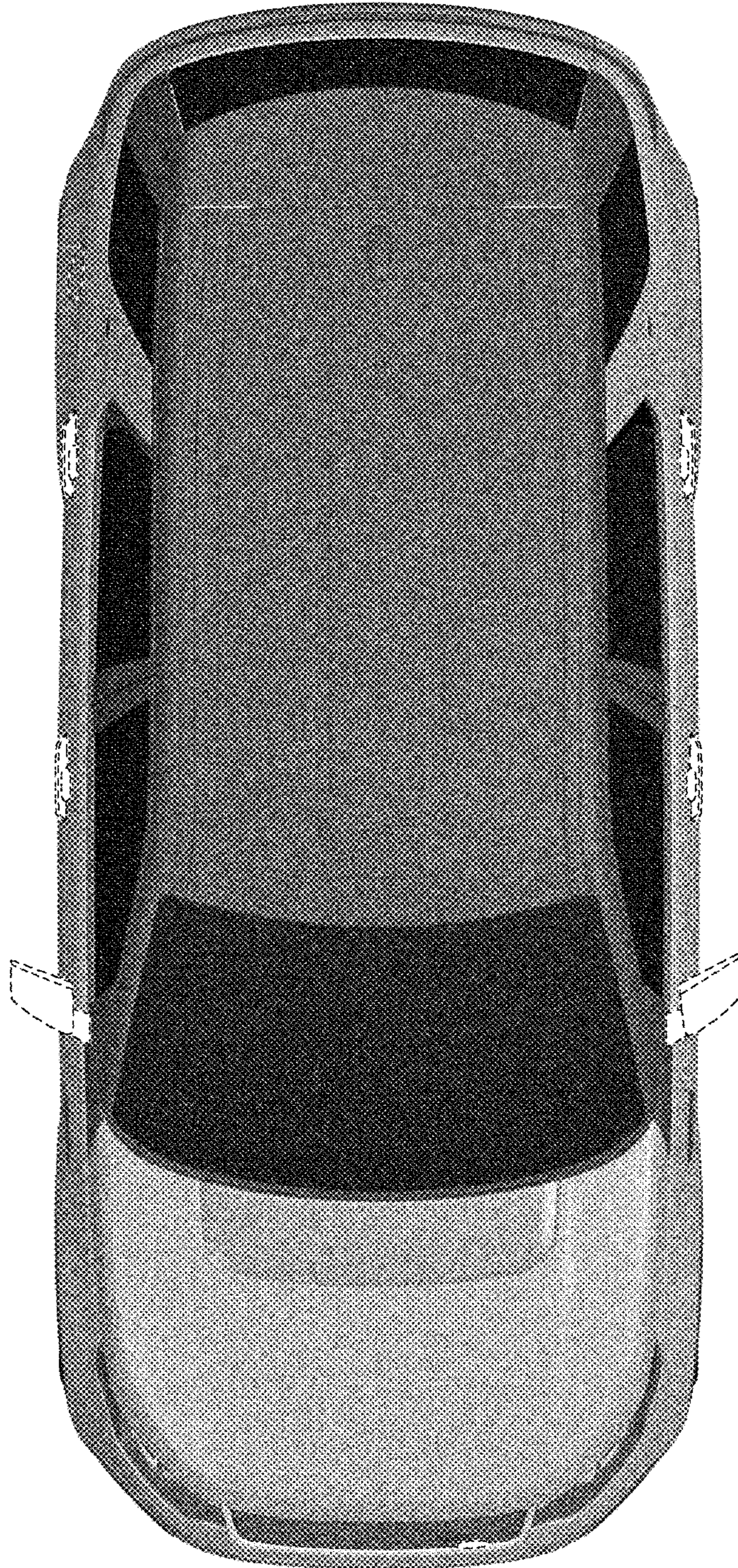


FIG. 7