



US00D791643S

(12) **United States Design Patent**  
**Elesmore**

(10) **Patent No.: US D791,643 S**

(45) **Date of Patent: \*\* \*Jul. 11, 2017**

(54) **BRA ACCESSORY**

(71) Applicant: **Lucy Elesmore**, Staffordshire (GB)

(72) Inventor: **Lucy Elesmore**, Staffordshire (GB)

(\*) Notice: This patent is subject to a terminal disclaimer.

(\*\*) Term: **15 Years**

(21) Appl. No.: **29/549,848**

(22) Filed: **Dec. 28, 2015**

(30) **Foreign Application Priority Data**

Jul. 1, 2015 (GB) ..... 4041860

(51) **LOC (10) Cl.** ..... **02-07**

(52) **U.S. Cl.**  
USPC ..... **D11/202**

(58) **Field of Classification Search**

USPC ..... D11/200–219; 24/163 R, 169–171, 173,  
24/177–179, 191, 194–195, 197, 200,  
24/614–616, 625, 198, 578.11, 578.1,  
24/163 K, 114, 326, 328, 485; D2/705,  
D2/706; D8/395; 40/1.5  
CPC ..... A44B 11/26; A44B 11/25; A44B 11/06;  
A41F 1/00

See application file for complete search history.

(56) **References Cited**

**U.S. PATENT DOCUMENTS**

1,804,308 A \* 5/1931 Bollinger ..... A41F 19/005  
24/301  
3,058,183 A \* 10/1962 Hawie ..... A41F 1/00  
24/326

4,158,906 A \* 6/1979 Watson ..... A41F 1/00  
24/306  
D267,833 S \* 2/1983 Anderson ..... D11/202  
D309,207 S \* 7/1990 Sporer ..... 24/507  
5,655,270 A \* 8/1997 Boisvert ..... A45F 5/02  
24/301  
D393,183 S \* 4/1998 Kurtzman ..... D11/200  
D410,573 S \* 6/1999 McKibbin ..... D32/61  
D595,124 S \* 6/2009 Heffner ..... D8/395  
D685,256 S \* 7/2013 Fungler ..... D8/395  
D708,095 S \* 7/2014 Whitworth ..... D11/200  
8,863,315 B1 \* 10/2014 Sanders ..... A41B 3/00  
2/137  
8,887,354 B1 \* 11/2014 Weinman ..... E05D 7/12  
16/252

\* cited by examiner

*Primary Examiner* — Ralf Seifert

(74) *Attorney, Agent, or Firm* — Nwamu, P.C.

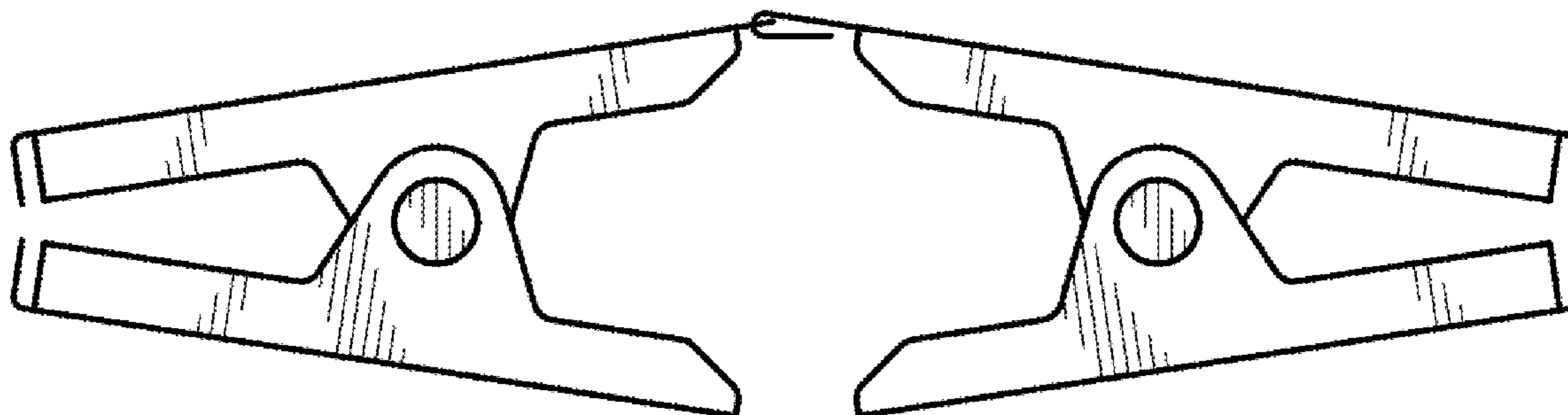
(57) **CLAIM**

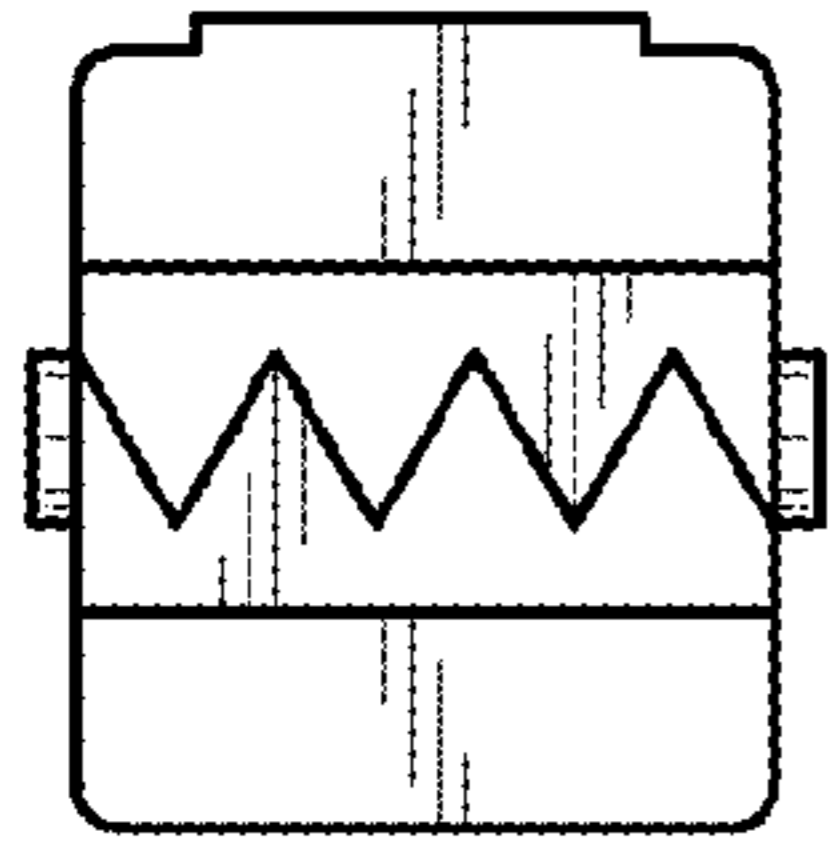
An ornamental design for a bra accessory, as shown and described.

**DESCRIPTION**

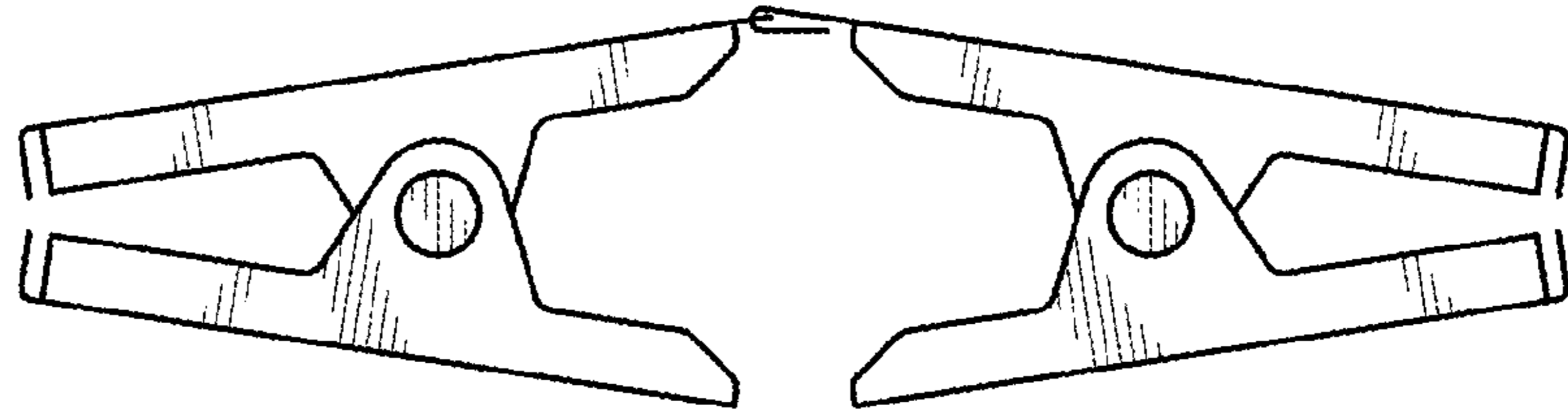
FIG. 1 is a front view of my new design for the bra accessory;  
FIG. 2 is a right side view of my new design for the bra accessory;  
FIG. 3 is a left side view of my new design for the bra accessory;  
FIG. 4 is a right back view of my new design for the bra accessory;  
FIG. 5 is a top view of my new design for the bra accessory;  
FIG. 6 is a left back view of my new design for the bra accessory; and,  
FIG. 7 is a bottom view of my new design for the bra accessory.

**1 Claim, 1 Drawing Sheet**

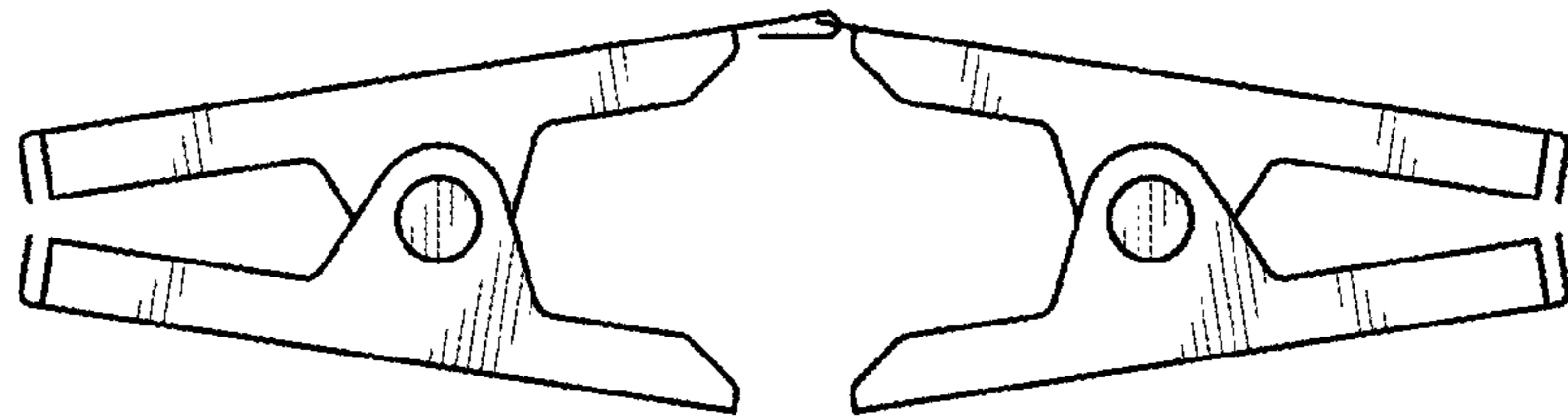





**FIG. 1**



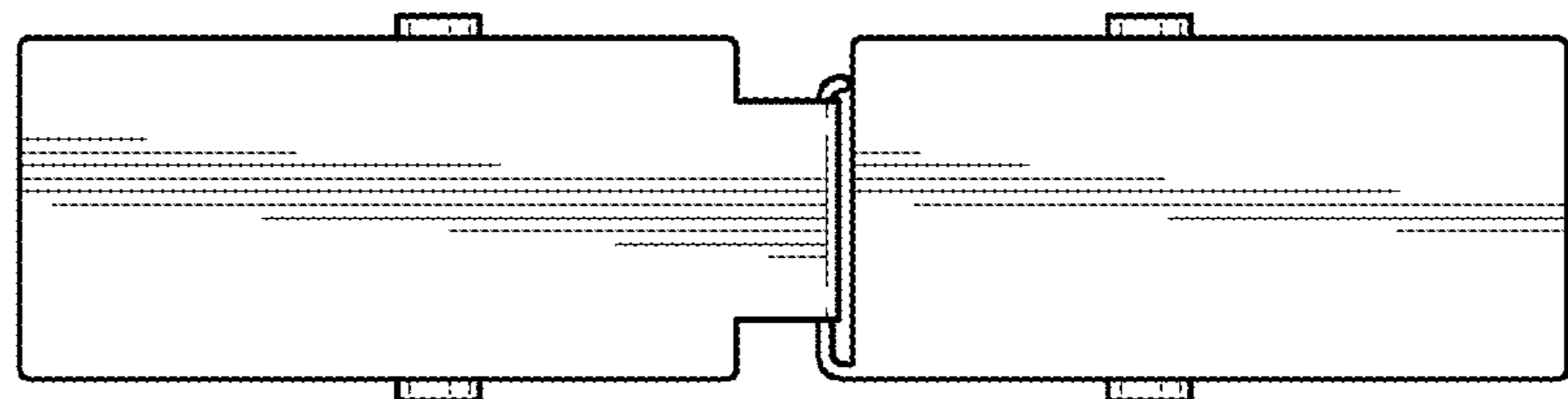
**FIG. 2**




**FIG. 3**



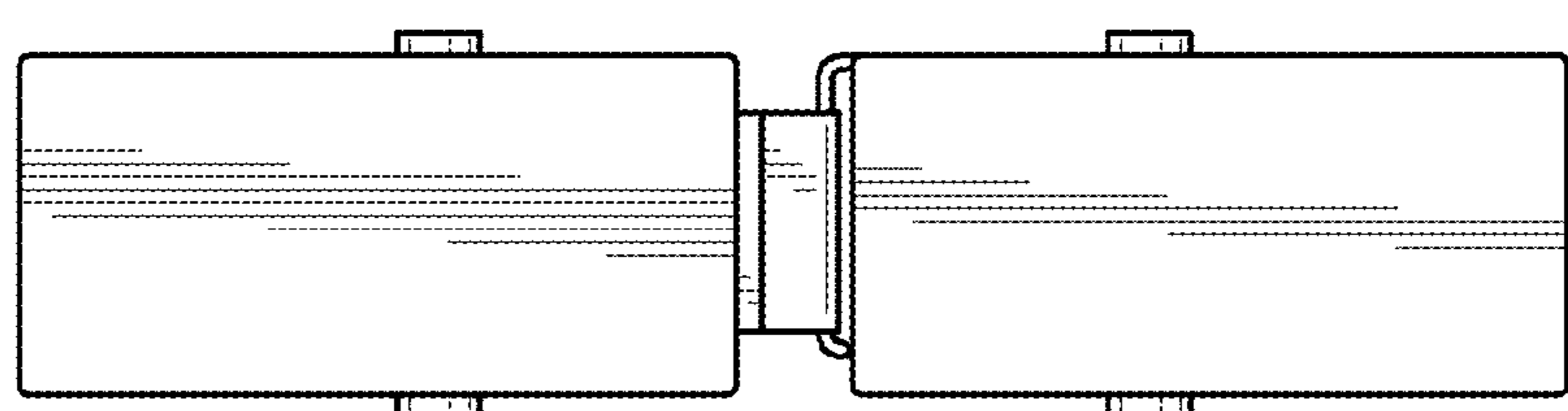
**FIG. 4**



**FIG. 5**



**FIG. 6**



**FIG. 7**