



US00D791638S

(12) **United States Design Patent** (10) **Patent No.:** **US D791,638 S**  
**Mesica** (45) **Date of Patent:** **\*\* Jul. 11, 2017**

(54) **PENCIL PENDANT**  
(71) Applicant: **Zuri International Inc.**, Beverly Hills, CA (US)

D254,854 S \* 4/1980 Texidor ..... 401/7  
D259,547 S \* 6/1981 Texidor ..... 401/8  
D567,133 S \* 4/2008 Crawford ..... D11/44  
D601,192 S \* 9/2009 Chen ..... D19/182  
D759,529 S \* 6/2016 Mesica ..... D11/5

(72) Inventor: **Zuri Mesica**, Beverly Hills, CA (US)  
(73) Assignee: **Zuri International Inc.**, Beverly Hills, CA (US)

**OTHER PUBLICATIONS**

[Online] <https://www.facebook.com/lexpressioncollection/photos/a.1697305827262893.1073741829.1489480578045420/1697305880596221/?type=3&theater>. Posted online Oct. 11, 2016. Retrieved Feb. 17, 2017.\*

(\*\*) Term: **15 Years**

\* cited by examiner

(21) Appl. No.: **29/564,245**

(22) Filed: **May 11, 2016**

*Primary Examiner* — Melanie Pellegrini

(51) **LOC (10) Cl.** ..... **11-01**

(74) *Attorney, Agent, or Firm* — Lowry Blixseth LLP; Scott M. Lowry

(52) **U.S. Cl.**

USPC ..... **D11/81**

(58) **Field of Classification Search**

(57) **CLAIM**

USPC ... D11/1, 2, 7, 8, 79–86, 43, 44, 48, 96, 99; D19/115, 117, 121, 122, 123, 129  
CPC ..... A44C 1/00; A44C 7/002; A44C 15/001; A44C 15/005; A44C 25/00; A44C 25/001; A44C 25/002; A44C 25/004; A44C 25/005; A44C 25/007; A44C 17/02; A44C 17/0208; A44C 17/0216; A44C 17/0225; A44C 17/0233; A44C 17/0241; A44C 17/025; A44C 17/0258

The ornamental design for a pencil pendant, as shown and described.

See application file for complete search history.

**DESCRIPTION**

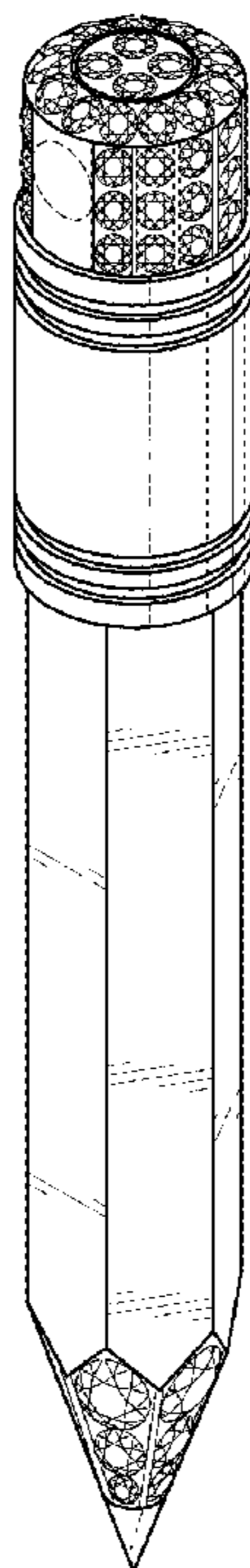
(56) **References Cited**

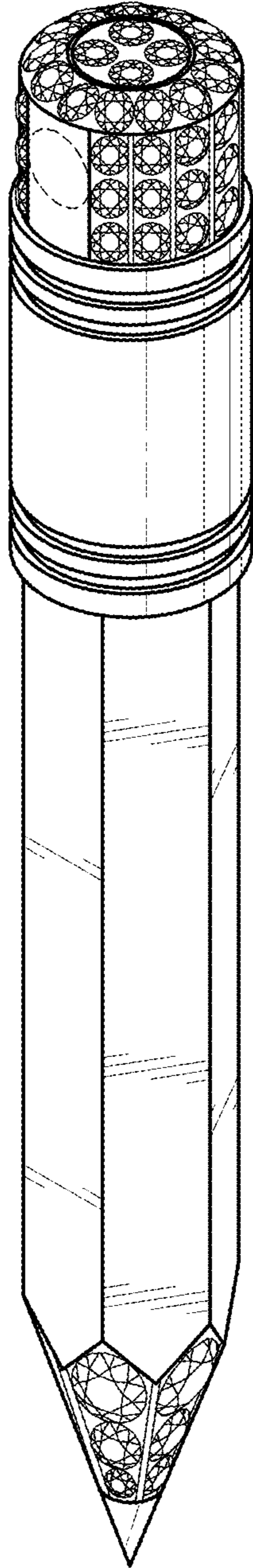
FIG. 1 is a perspective view showing the front, top and right sides of the pencil pendant;  
FIG. 2 is a front elevation view of the pencil pendant, the rear elevation view being a mirror image thereof;  
FIG. 3 is a left side elevation view of the pencil pendant, the right side elevation view being a mirror image thereof;  
FIG. 4 is a top plan view of the pencil pendant; and,  
FIG. 5 is a bottom plan view of the pencil pendant.  
The broken lines shown in the drawings represent portions of the pencil pendant that form no part of the claimed design.

**U.S. PATENT DOCUMENTS**

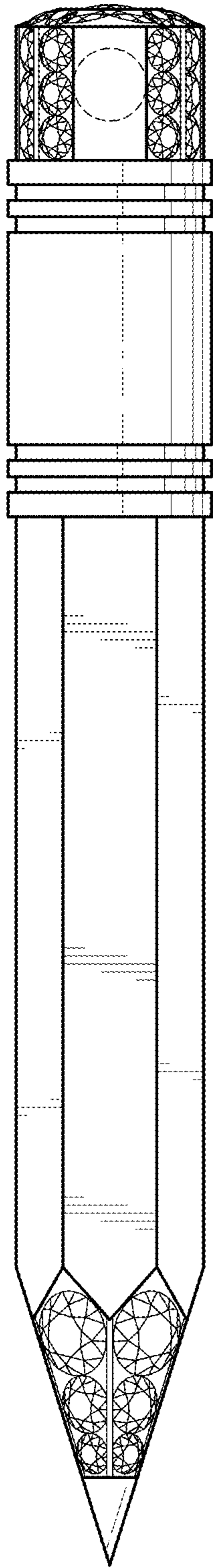
D57,399 S \* 3/1921 Taussig ..... D19/121  
D166,255 S \* 3/1952 Gazda ..... D11/81

**1 Claim, 3 Drawing Sheets**







**FIG. 1**




*FIG. 2*



*FIG. 3*



*FIG. 4*



*FIG. 5*