



US00D791626S

(12) **United States Design Patent**
Jablonski et al.

(10) **Patent No.:** **US D791,626 S**
(45) **Date of Patent:** **** Jul. 11, 2017**

(54) **SPECTROMETER**

FOREIGN PATENT DOCUMENTS

(71) Applicant: **Thermo Electron Scientific Instruments LLC**, Madison, WI (US)

CN 1469218 A 1/2004
CN 1798492 A 7/2006

(Continued)

(72) Inventors: **Michael Jablonski**, Madison, WI (US);
Paul S. Zdinak, Belleville, WI (US);
William A. Bayer, Middleton, WI (US);
Taylor A. Powers, Madison, WI (US)

OTHER PUBLICATIONS

Denovix, DS-11 Spectrophotometer, Brochure, 2 pages, Version Jun. 2013, 2013.

(73) Assignee: **Thermo Electron Scientific Instruments LLC**, Madison, WI (US)

(Continued)

(**) Term: **15 Years**

Primary Examiner — Antoine D Davis

(21) Appl. No.: **29/575,020**

(74) *Attorney, Agent, or Firm* — William R. McCarthy, III

(22) Filed: **Aug. 22, 2016**

Related U.S. Application Data

(62) Division of application No. 29/537,312, filed on Aug. 25, 2015, now Pat. No. Des. 767,424, which is a division of application No. 29/489,553, filed on Apr. 30, 2014, now Pat. No. Des. 739,771.

(57) **CLAIM**

We claim the ornamental design for a spectrometer, as shown and described.

(51) **LOC (10) Cl.** **10-04**

DESCRIPTION

(52) **U.S. Cl.**

USPC **D10/81**

(58) **Field of Classification Search**

USPC D10/75, 78, 81

CPC .. G01J 3/00; G01J 2003/003–2003/006; G01J 3/02–3/0278; G01J 2003/0281; G01J 3/0283–3/04; G01J 2003/042–2003/047; G01J 3/06; G01J 2003/061–2003/069; G01J 3/08–3/10; G01J 2003/01

See application file for complete search history.

FIG. 1 is a front, right perspective view of an embodiment of a spectrometer showing our new design; FIG. 2 is a front elevation view of the spectrometer of FIG. 1; FIG. 3 is a back elevation view of the spectrometer of FIG. 1; FIG. 4 is a left elevation view of the spectrometer of FIG. 1; FIG. 5 is a right elevation view of the spectrometer of FIG. 1; FIG. 6 is a top plan view of the spectrometer of FIG. 1; and, FIG. 7 is a bottom plan view of the spectrometer of FIG. 1. The broken lines in the figures form no part of the claimed design.

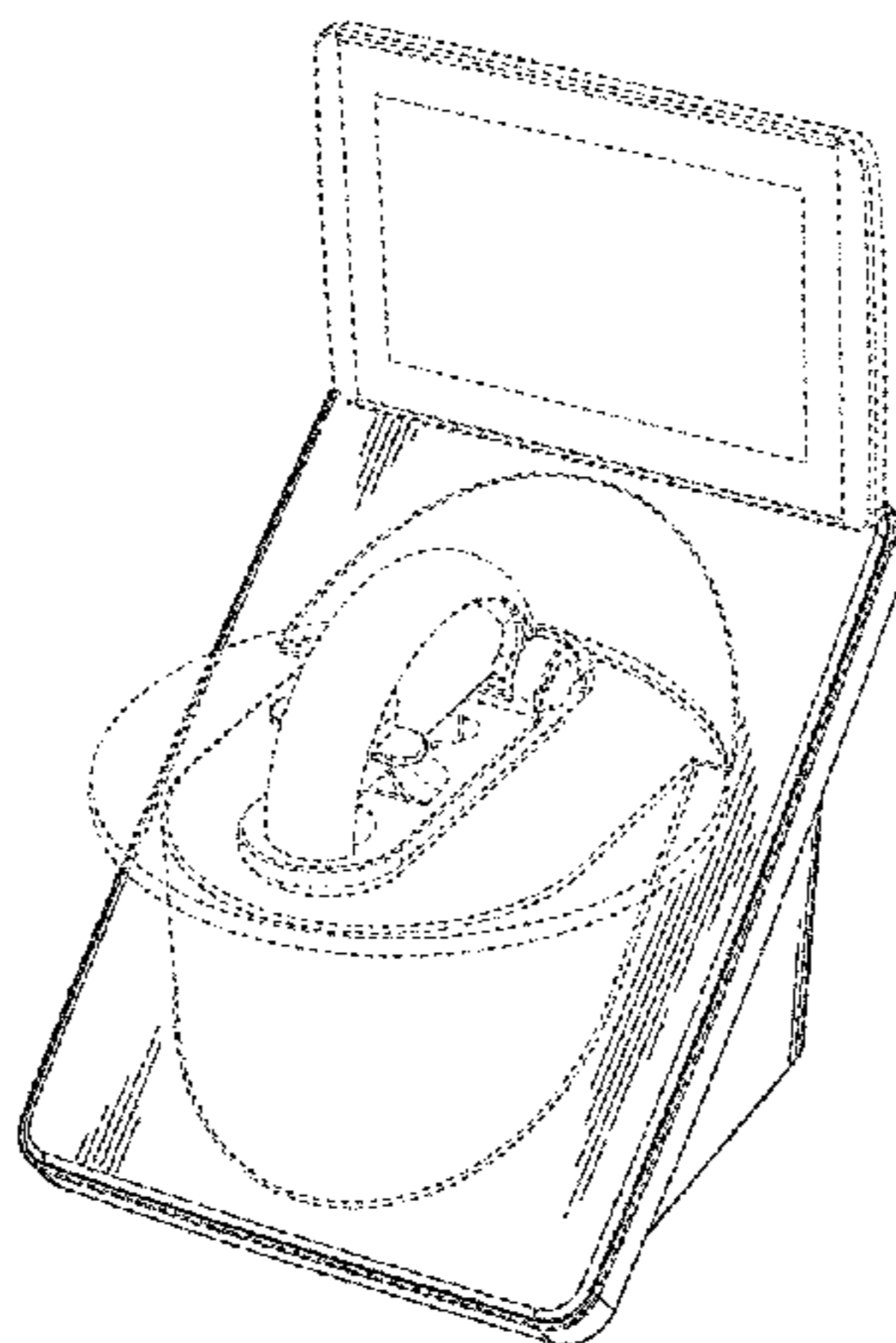
(56) **References Cited**

U.S. PATENT DOCUMENTS

4,708,313 A 11/1987 Freni, Jr. et al.
5,738,320 A 4/1998 Matos et al.
5,881,985 A 3/1999 Hoenig
6,585,203 B1 7/2003 Euker

(Continued)

1 Claim, 7 Drawing Sheets



(56)

References Cited

U.S. PATENT DOCUMENTS

6,628,382 B2 9/2003 Robertson
6,809,826 B2 10/2004 Robertson
7,397,036 B2 7/2008 Robertson et al.
D640,581 S * 6/2011 Sato D10/81
8,189,199 B2 5/2012 Robertson, Jr. et al.
8,223,338 B2 7/2012 Robertson, Jr. et al.
D693,018 S 11/2013 Zdinak et al.
8,730,466 B2 5/2014 Ashmead et al.
D724,979 S 3/2015 Hurzook et al.
D767,424 S 9/2016 Jablonski et al.
2006/0198094 A1 9/2006 Kano et al.
2009/0174988 A1 7/2009 Roehl
2012/0186583 A1 7/2012 Drapes et al.
2014/0083225 A1 3/2014 Downs et al.

FOREIGN PATENT DOCUMENTS

JP 2002200941 A 7/2002
JP 2006224688 A 8/2006

OTHER PUBLICATIONS

GE Healthcare, NanoVue(TM) Plus Spectrophotometer, Data tile
28-9301-69AC, Brochure, 4 pages, Sep. 2010.
Accuride Data Sheet, Two-Way travel Light Duty Slide, Model
2002, 2 pages, 2002.
Water Dog Sliders catalog pages, downloaded Jan. 21, 2016, 6
pages.

* cited by examiner

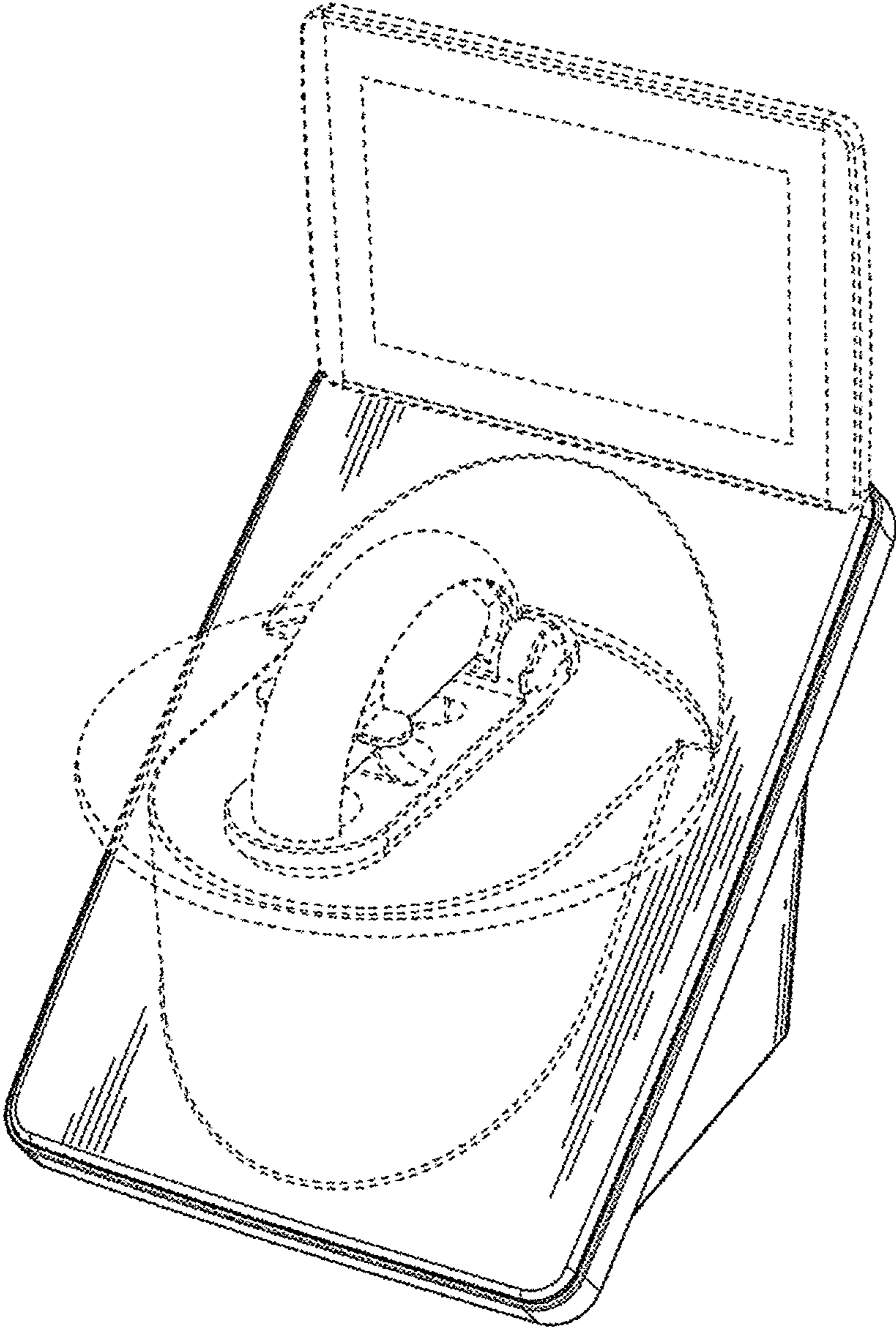


FIG. 1

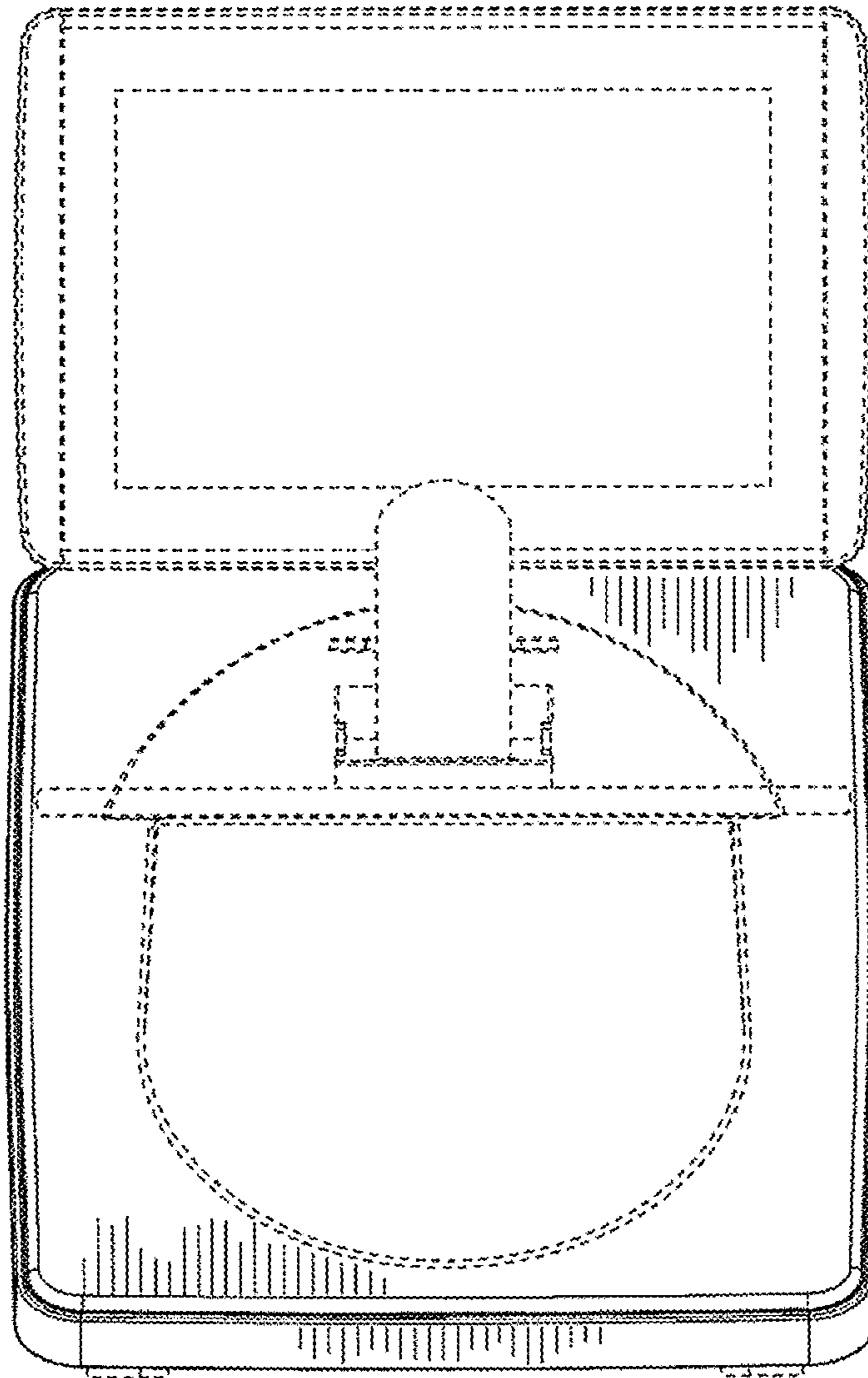


FIG. 2

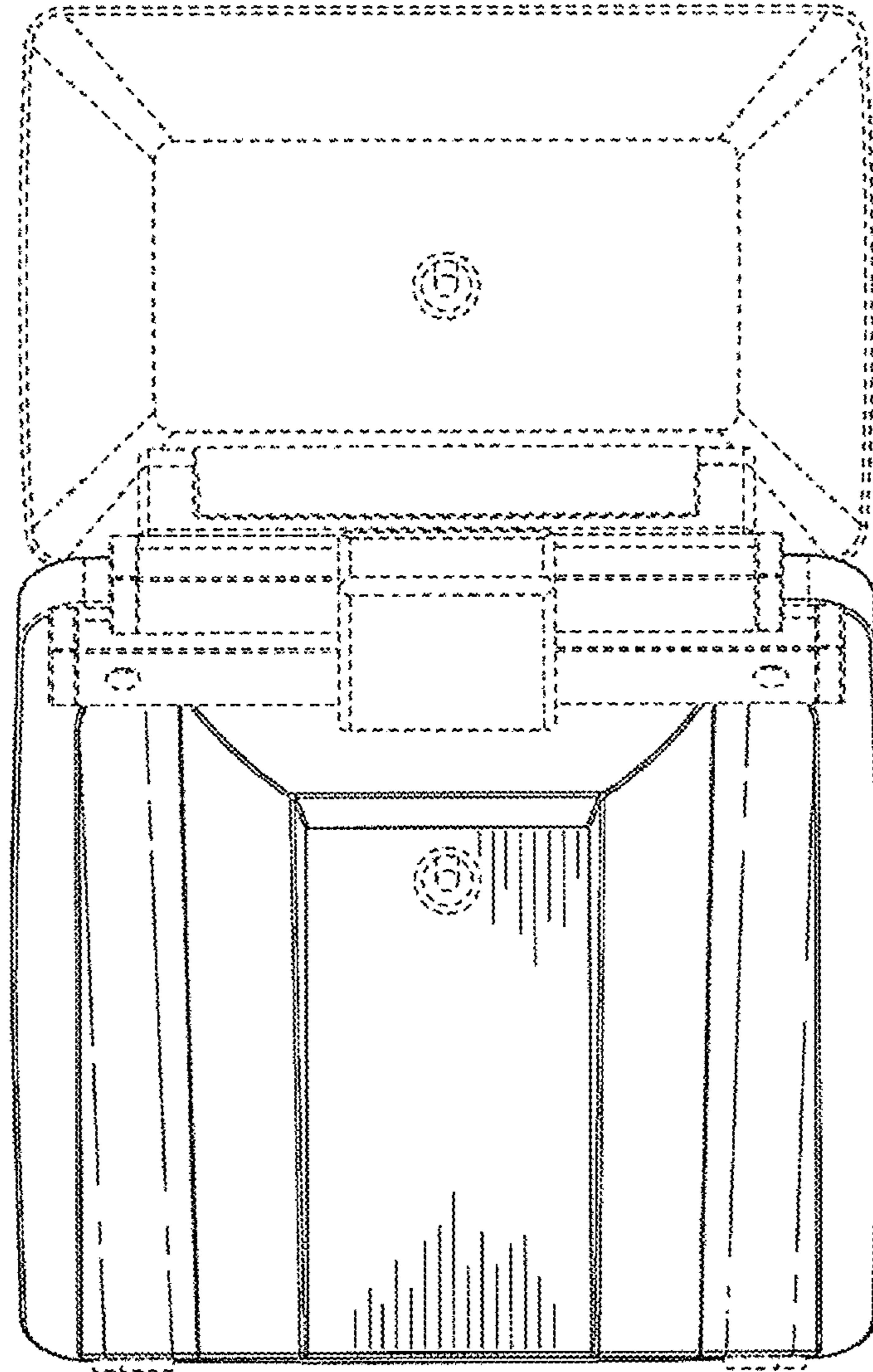


FIG. 3

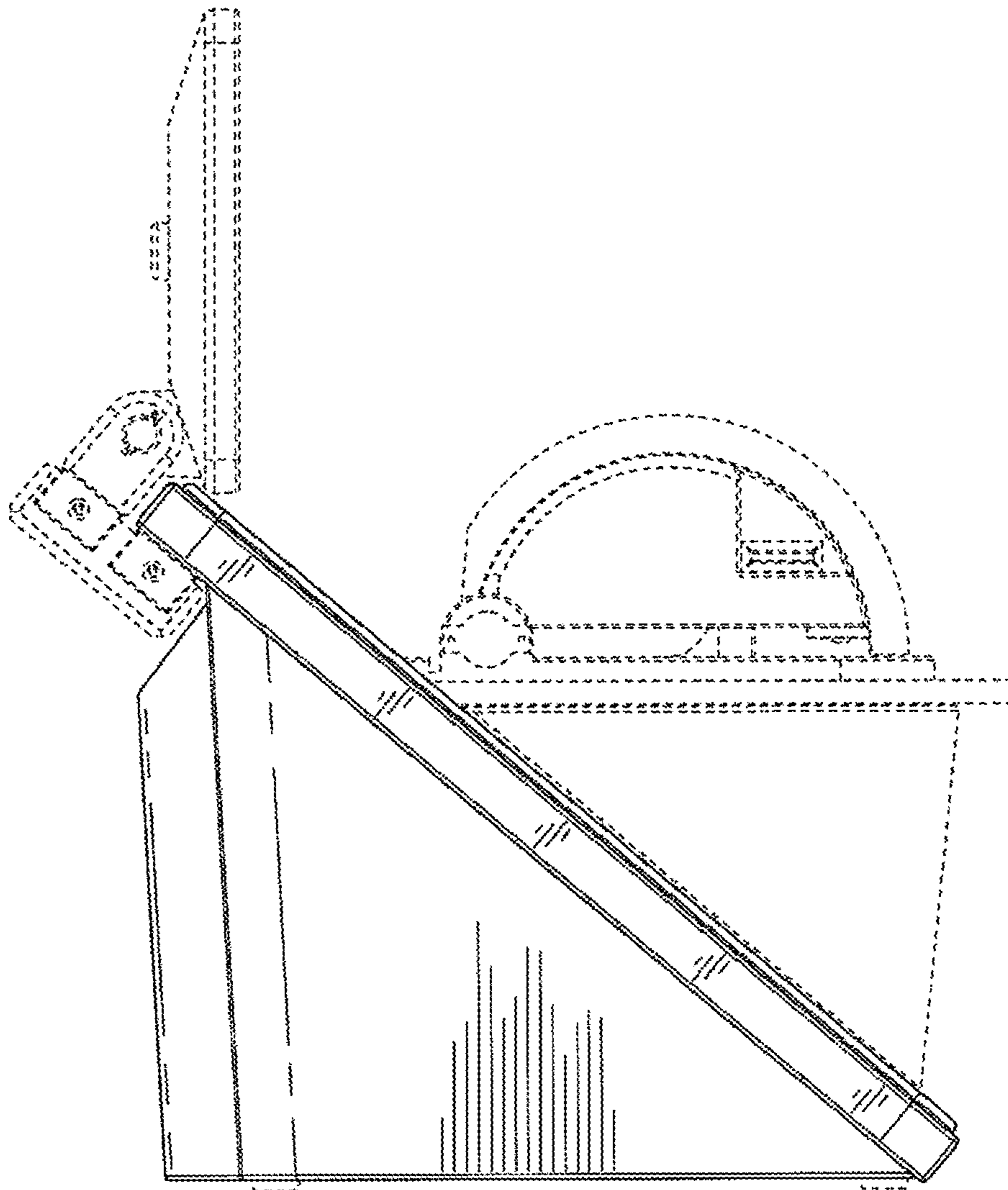


FIG. 4

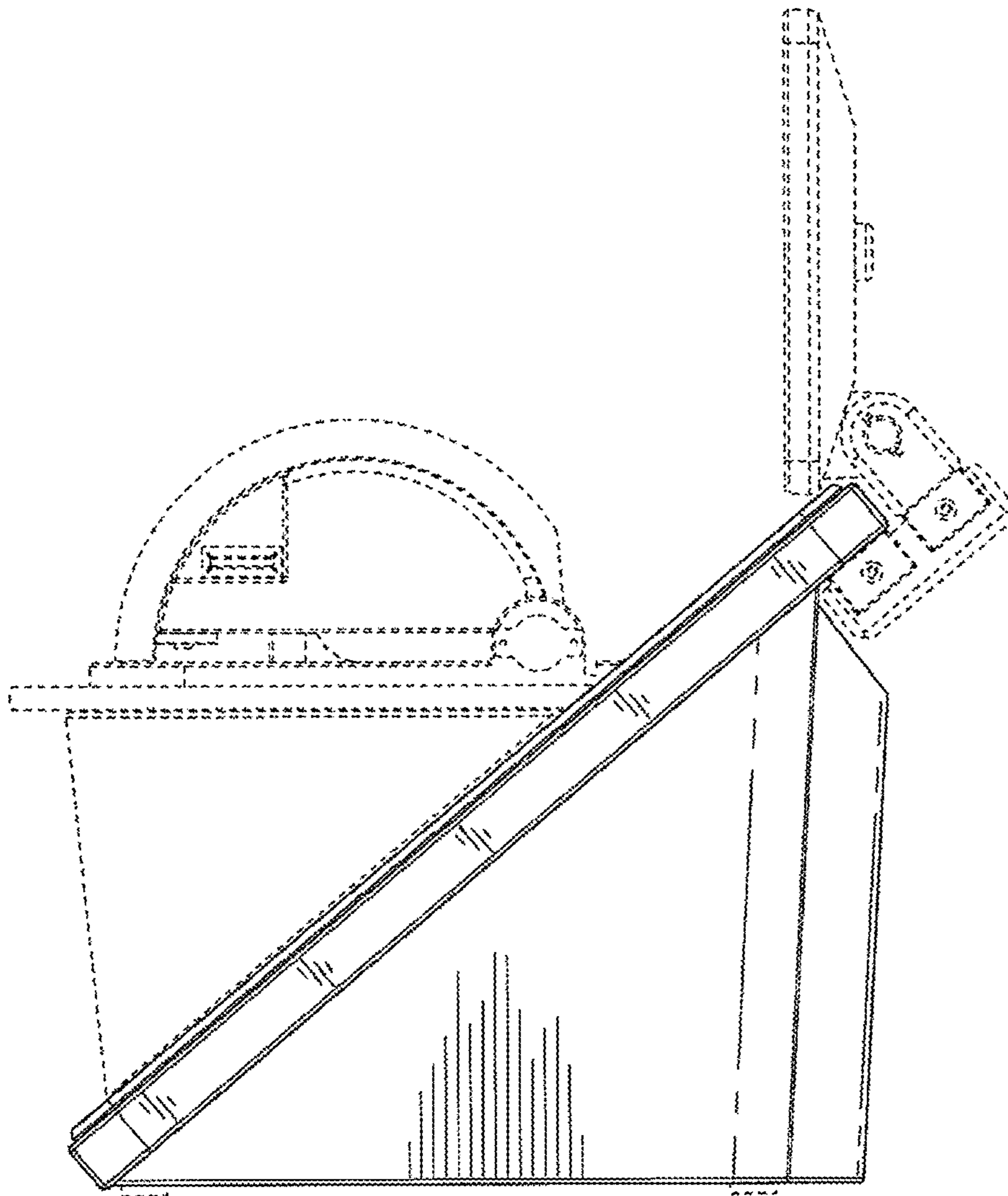


FIG. 5

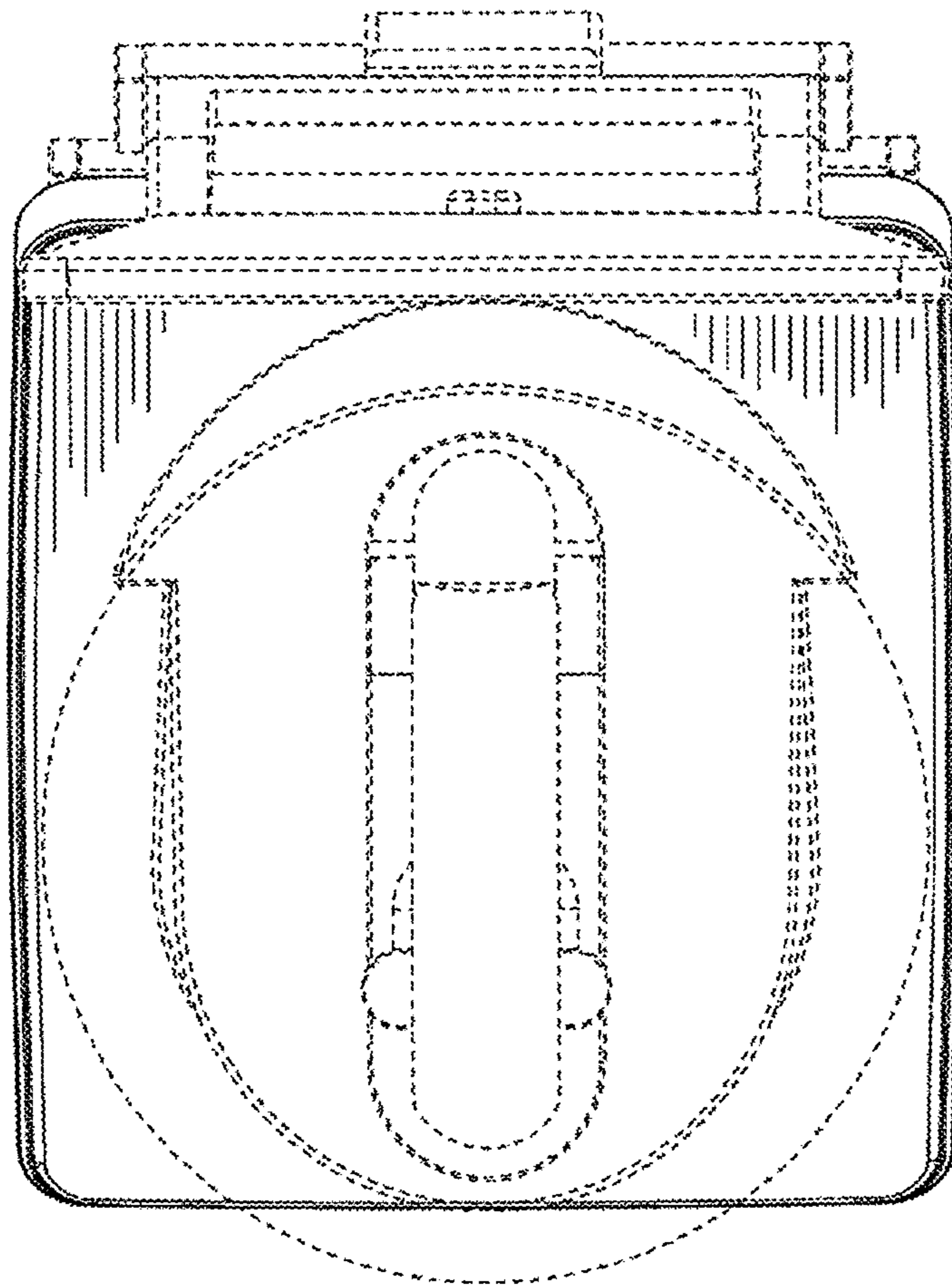


FIG. 6

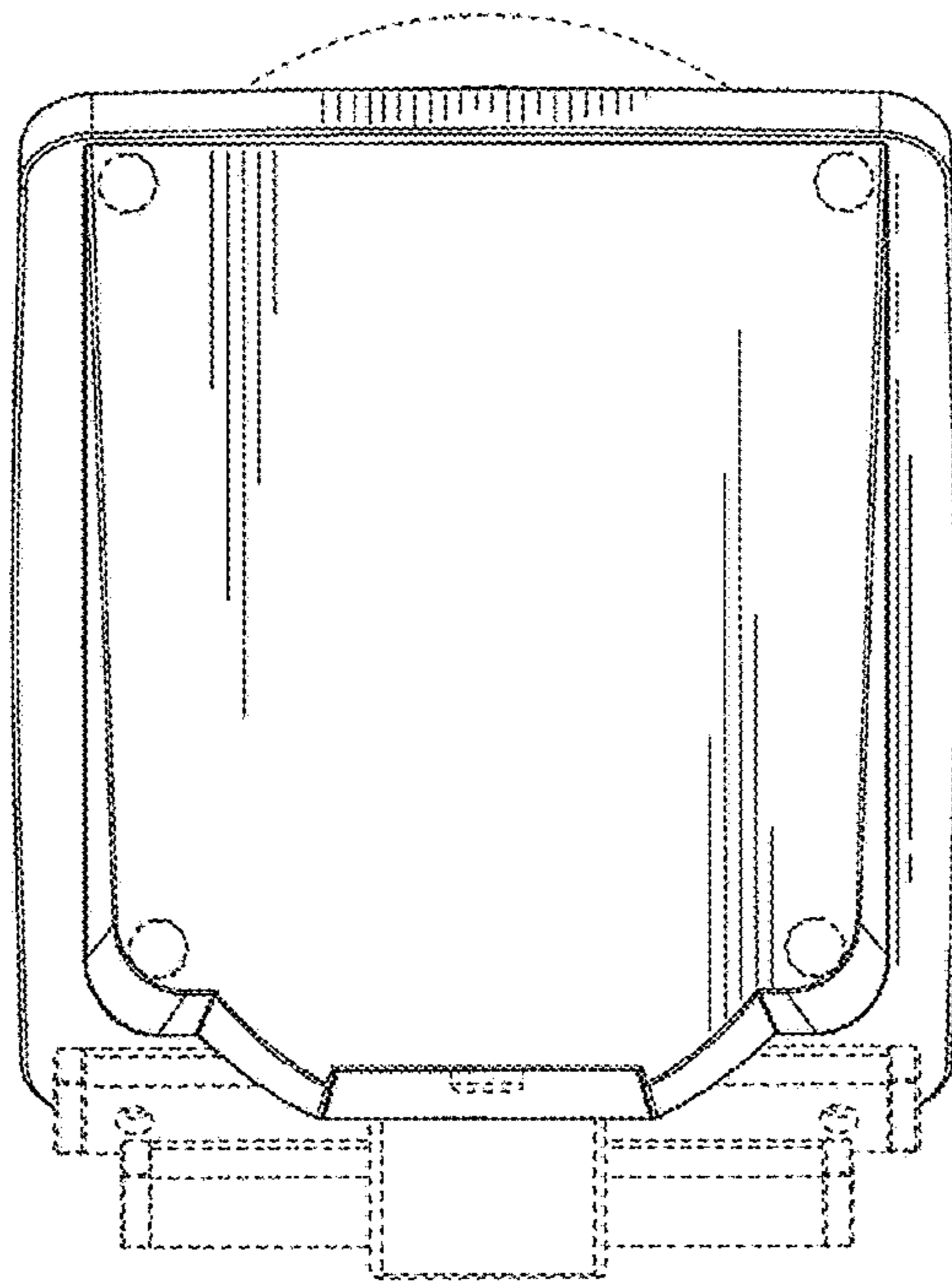


FIG. 7