

US00D791621S

(12) **United States Design Patent** (10) **Patent No.:** **US D791,621 S**  
**Loye et al.** (45) **Date of Patent:** **\*\* Jul. 11, 2017**

(54) **PARKING METER**  
(71) Applicant: **PARKEON**, Paris (FR)  
(72) Inventors: **Christophe Loye**, Franois (FR);  
**Arnaud Robbe**, Les Auxons (FR);  
**Franck Martinez**, Emagny (FR)

D412,289 S \* 7/1999 Winwood ..... D10/42  
D431,788 S \* 10/2000 Tuxen ..... D10/42  
D461,728 S \* 8/2002 Tuxen ..... D10/42  
D652,872 S \* 1/2012 Mougine ..... D20/1  
D724,811 S \* 3/2015 Reitingen ..... D99/28  
D725,504 S \* 3/2015 McEneaney ..... D10/42  
D755,649 S \* 5/2016 King ..... D10/42  
D756,808 S \* 5/2016 King ..... D10/42  
D760,320 S \* 6/2016 Sitton ..... D20/37

(73) Assignee: **PARKEON**, Paris (FR)

**FOREIGN PATENT DOCUMENTS**

(\*\*) Term: **15 Years**

EP 1909216 A1 \* 4/2008 ..... G06K 13/08

(21) Appl. No.: **29/549,329**

\* cited by examiner

(22) Filed: **Dec. 21, 2015**

*Primary Examiner* — Sheryl Lane

(30) **Foreign Application Priority Data**

*Assistant Examiner* — Samantha Wood

Jun. 26, 2015 (EM) ..... 002727172-0001

(74) *Attorney, Agent, or Firm* — Stephen J. Weyer, Esq.;  
Stites & Harbison, PLLC

(51) **LOC (10) Cl.** ..... **10-03**

(52) **U.S. Cl.**  
USPC ..... **D10/42**

(57) **CLAIM**

(58) **Field of Classification Search**  
USPC ..... D10/42, 40, 41; D20/2, 8, 6, 9; D99/43,  
D99/34, 28, 29  
CPC ..... G06F 3/0488; G06F 21/31; G06Q 10/02;  
G06Q 10/20; G06Q 20/102; G06Q  
20/127; G06Q 30/0265; G07F 17/00;  
G07F 17/248; G07F 17/246; G07F 17/24;  
G07B 15/02; G07C 1/30  
See application file for complete search history.

The ornamental design for a parking meter, as shown and described.

**DESCRIPTION**

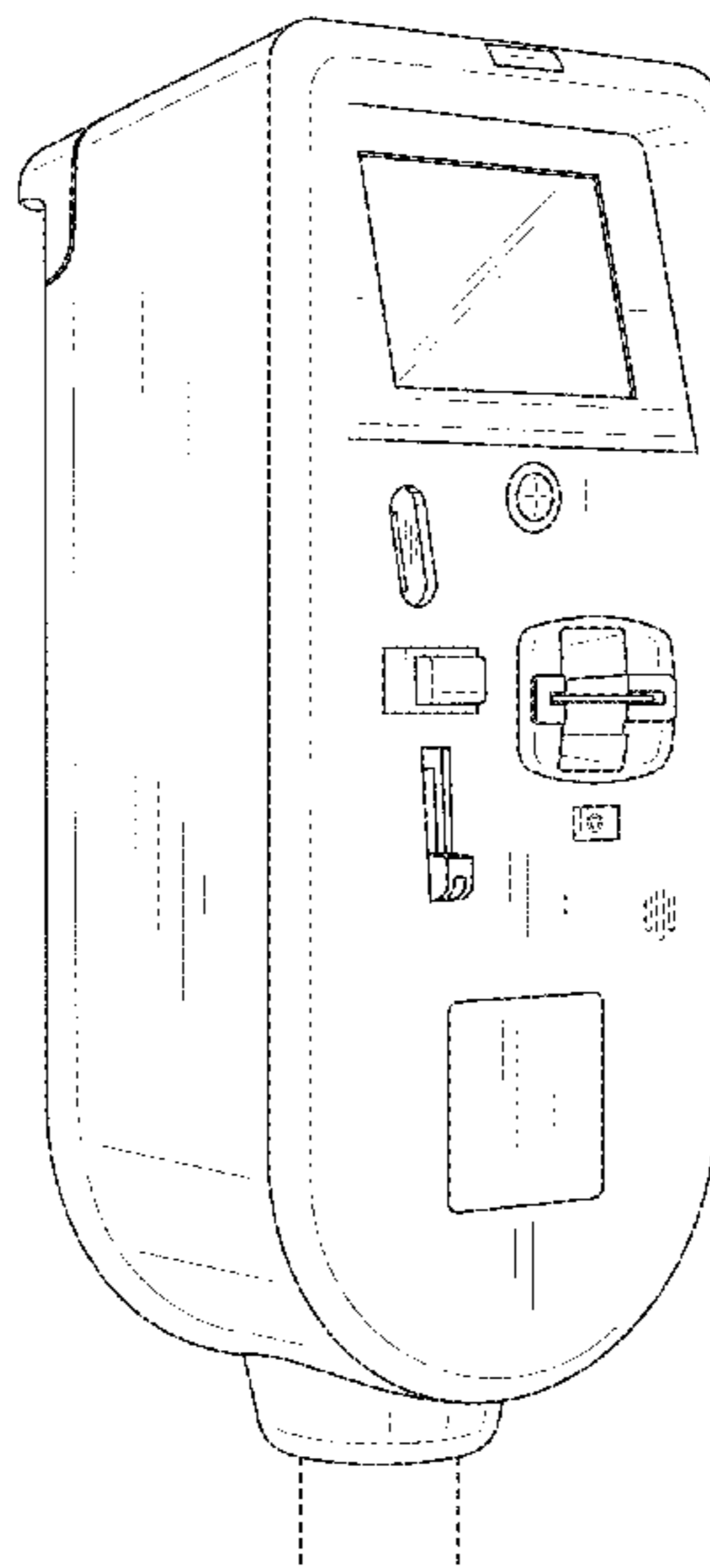
(56) **References Cited**

**U.S. PATENT DOCUMENTS**

D107,316 S \* 12/1937 Martin ..... D10/42  
D156,606 S \* 12/1949 Conrad ..... D10/42  
D193,279 S \* 7/1962 Palmer ..... D10/18  
5,065,156 A \* 11/1991 Bernier ..... G07F 17/24  
340/309.16  
D379,024 S \* 4/1997 Nulman ..... D99/37

FIG. 1 is a perspective view taken from the front, left side and top of a parking meter of our present design. FIG. 2 is a front elevation view of the parking meter. FIG. 3 is a rear elevation view of the parking meter. FIG. 4 is a left elevation view of the parking meter. FIG. 5 is a right elevation view of the parking meter. FIG. 6 is a top plan view of the parking meter; and, FIG. 7 is a bottom plan view of the parking meter. The broken line showing the parking meter is included for the purpose of illustrating the environmental structure and forms no part of the claimed design.

**1 Claim, 6 Drawing Sheets**



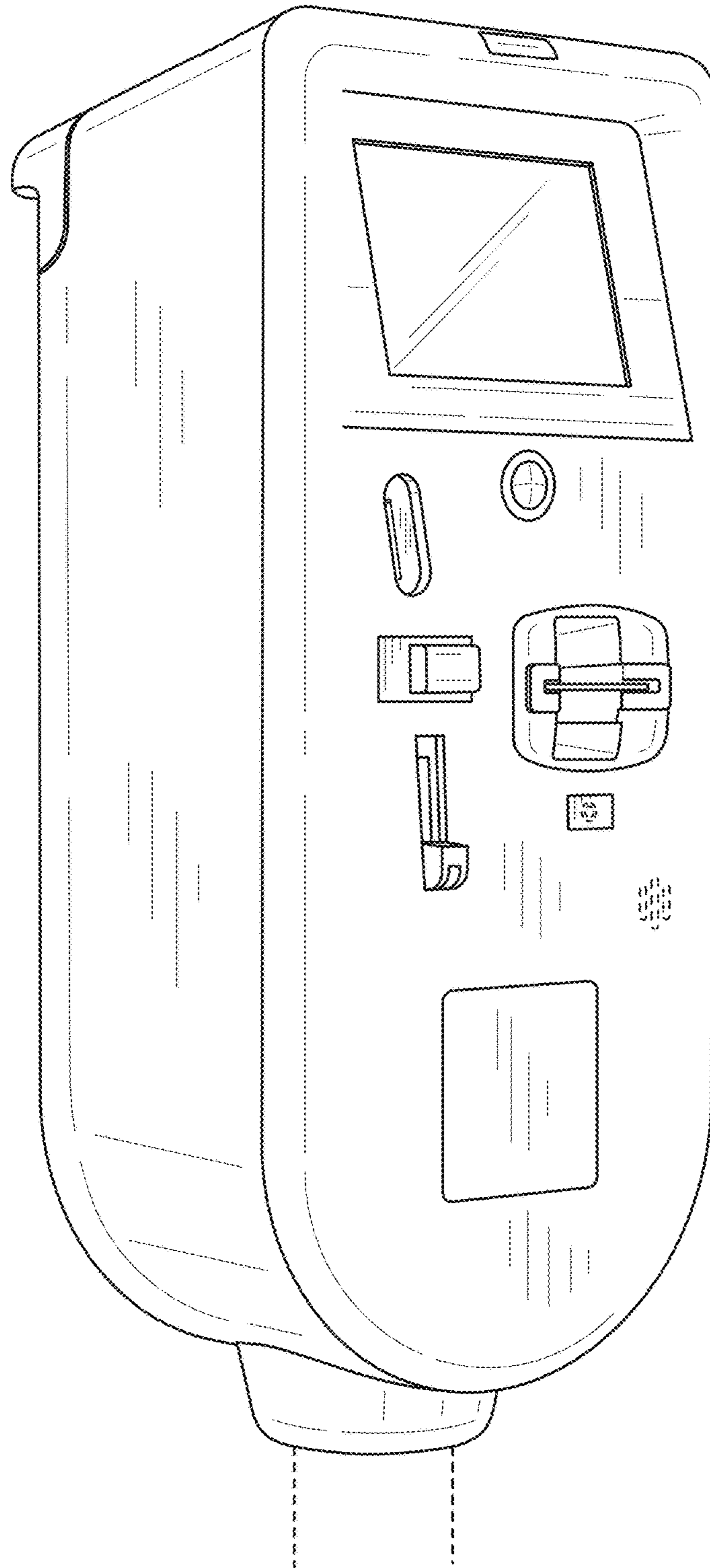


FIG. 1

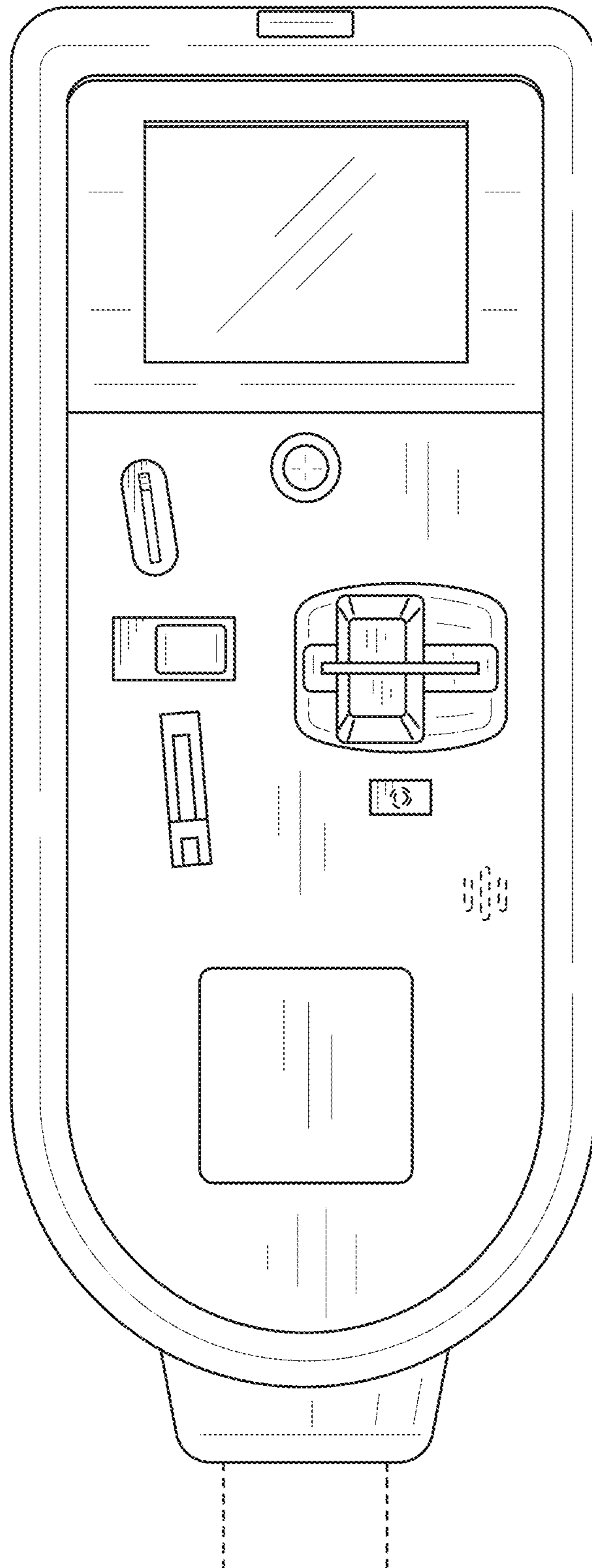


FIG. 2

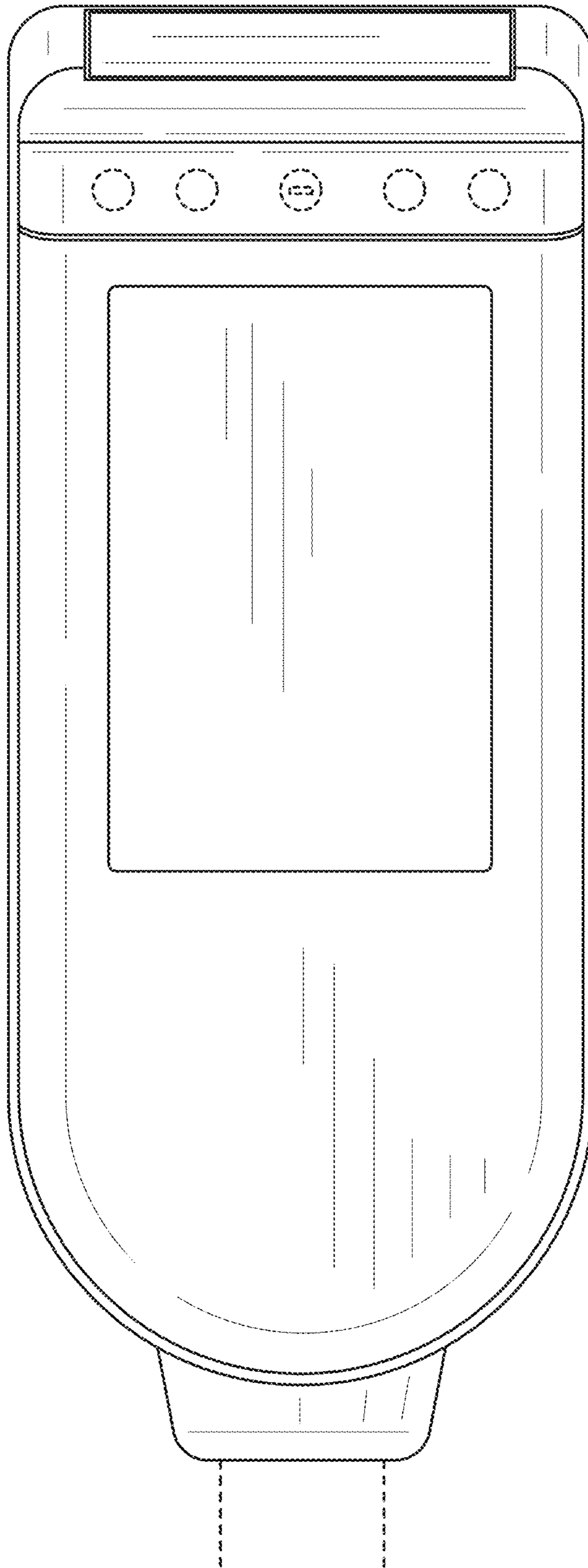


FIG. 3

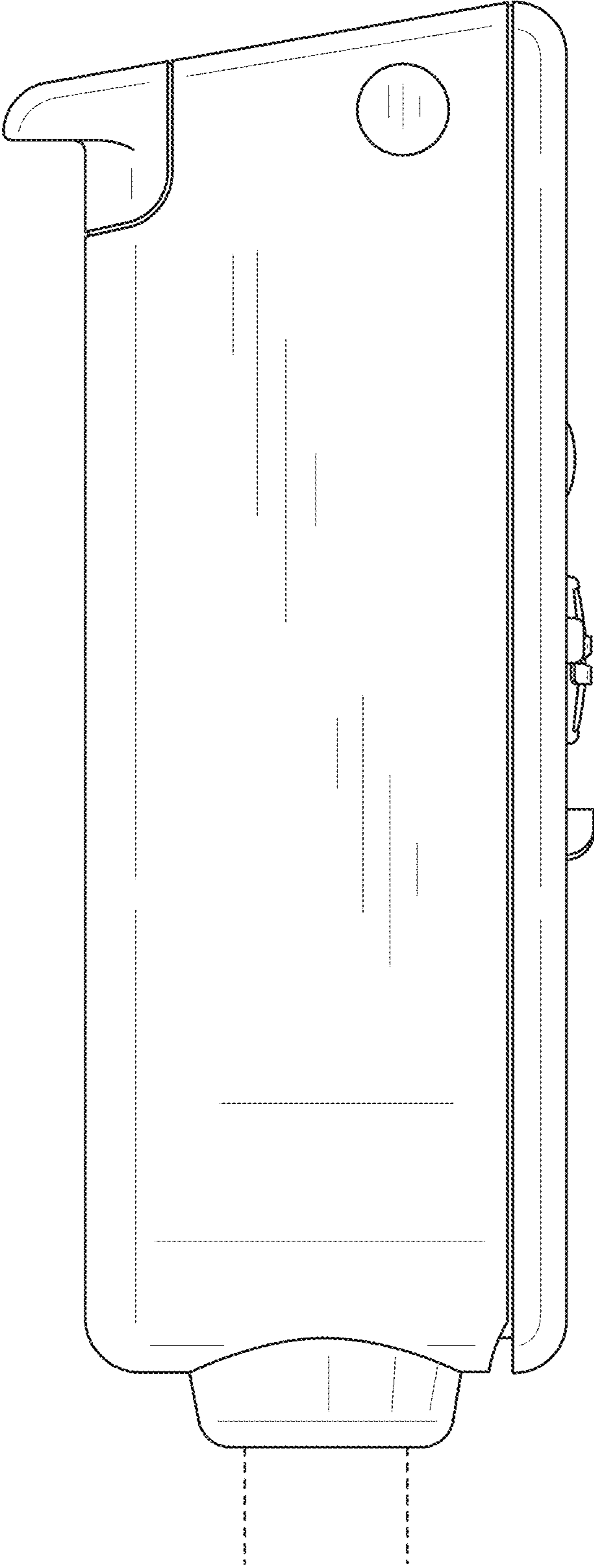


FIG. 4

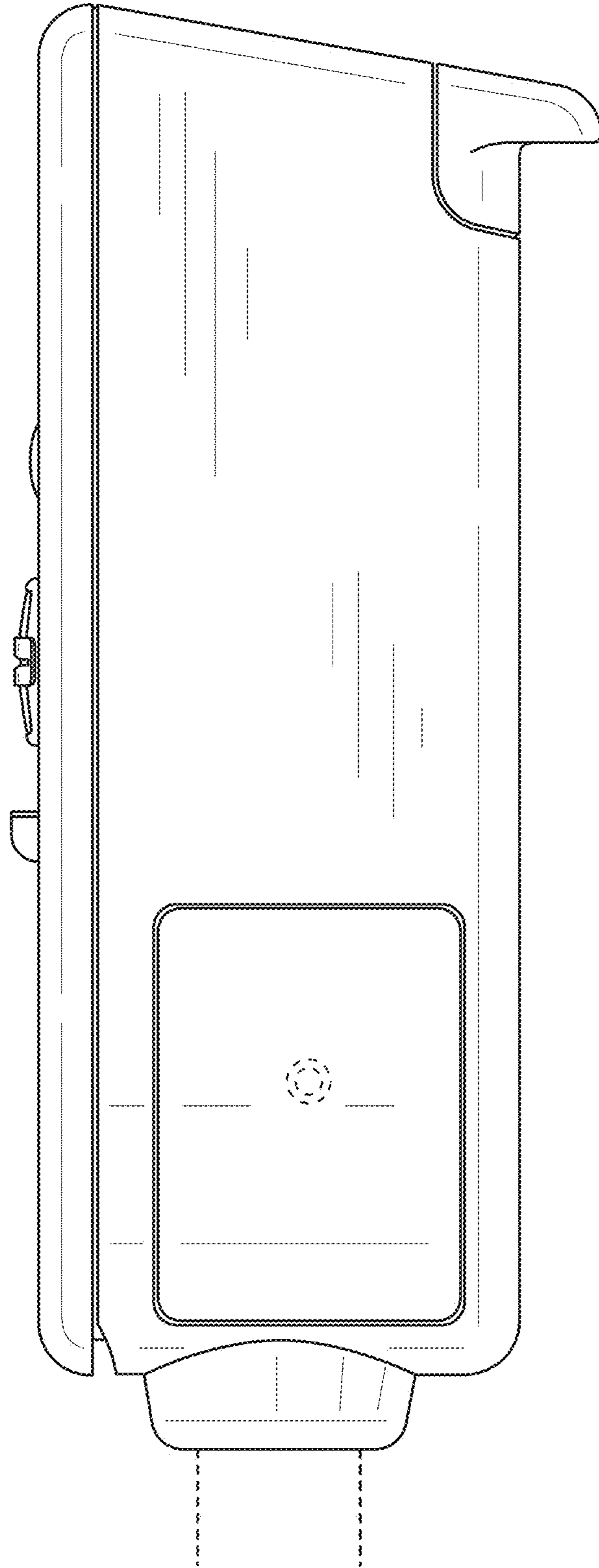


FIG. 5

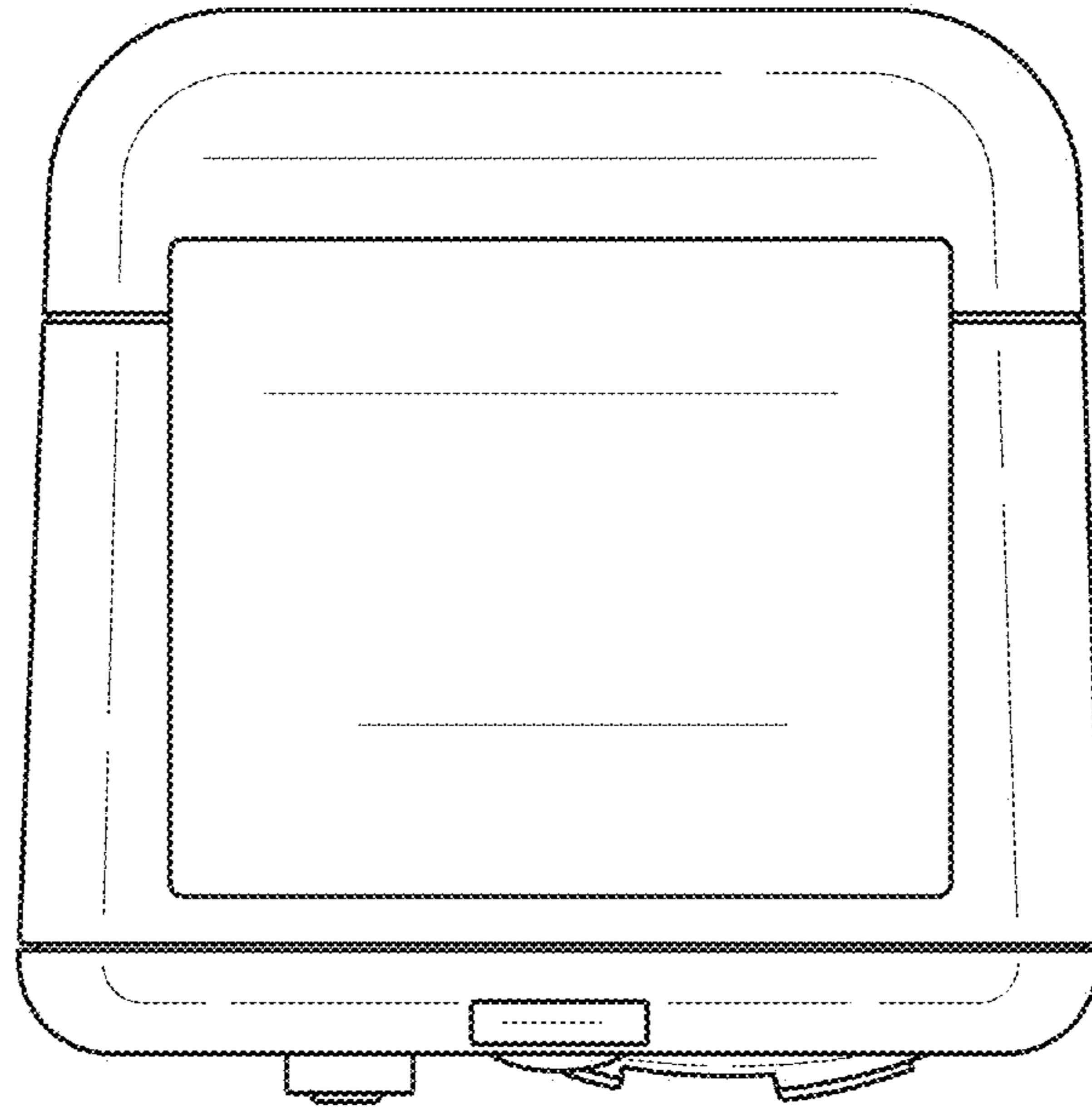


FIG. 6

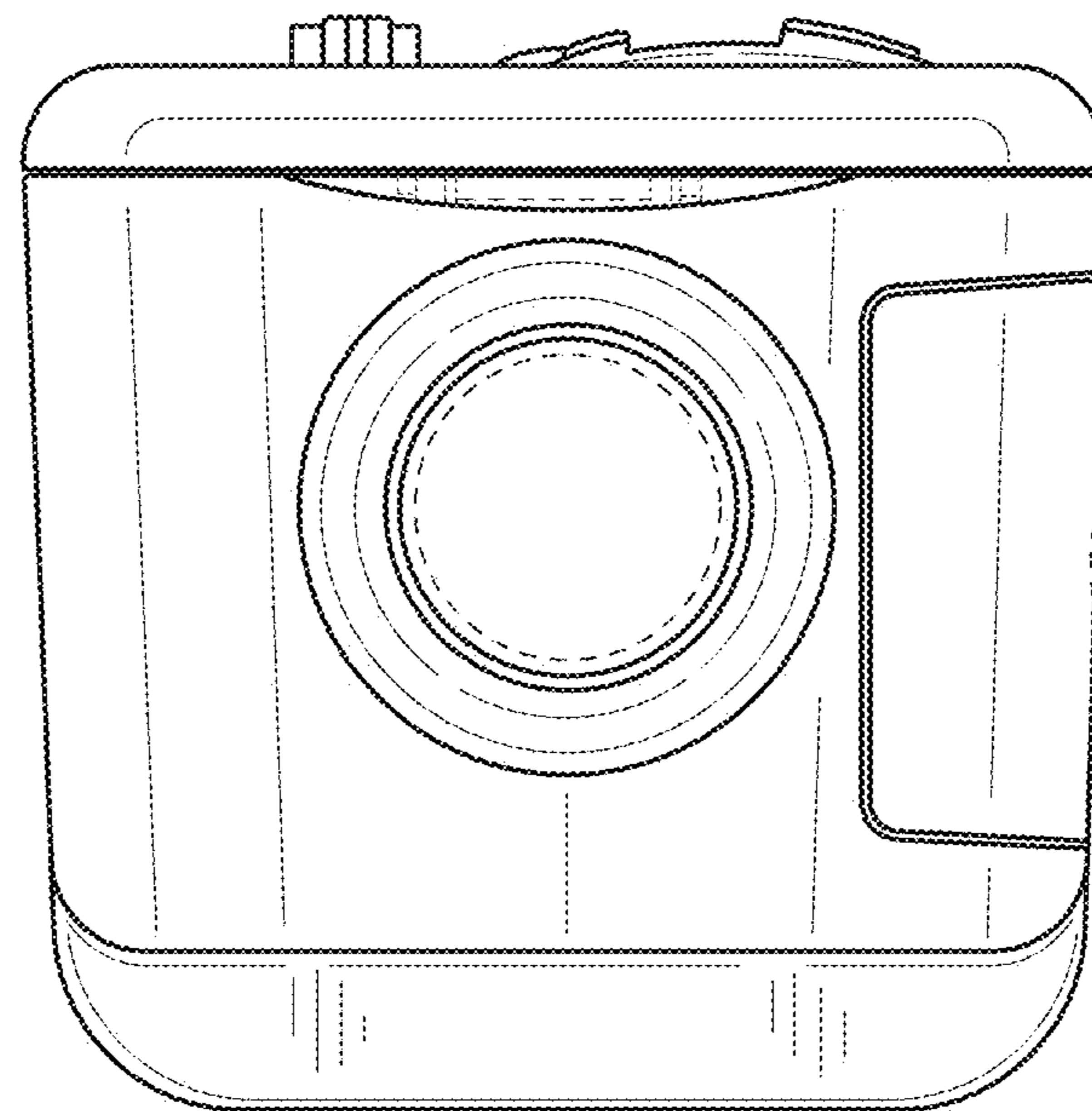


FIG. 7