

US00D791618S

(12) **United States Design Patent**  
**Frei**

(10) **Patent No.:** **US D791,618 S**

(45) **Date of Patent:** **\*\* Jul. 11, 2017**

(54) **CLOCK**

(71) Applicant: **IKA-Werke GmbH & Co. KG,**  
Staufen (DE)

(72) Inventor: **Andreas Frei,** Staufen (DE)

(73) Assignee: **IKA—Werke GmbH & Co. KG,**  
Staufen (DE)

(\*\*) Term: **15 Years**

(21) Appl. No.: **29/547,538**

(22) Filed: **Dec. 4, 2015**

(30) **Foreign Application Priority Data**

Oct. 6, 2015 (EM) ..... 001435762

(51) **LOC (10) Cl.** ..... **10-01**

(52) **U.S. Cl.**  
USPC ..... **D10/24**

(58) **Field of Classification Search**  
USPC ..... D10/1-39, 122-132, 44, 55; D21/400,  
D21/405; D28/8.1; D11/93, 132;  
D99/5; D14/214, 388, 433  
CPC ..... G04B 25/00; G04B 25/06; G04B 19/00;  
G04B 19/04; G04B 19/06; G04B 47/044;  
G04B 47/046; G04B 47/048  
See application file for complete search history.

(56) **References Cited**

**U.S. PATENT DOCUMENTS**

D46,008 S \* 6/1914 Shure ..... D10/28  
D94,829 S \* 3/1935 Gottlieb ..... D10/11  
D158,642 S \* 5/1950 Braunberger ..... D10/7  
3,918,249 A \* 11/1975 Masuyama ..... G04B 25/06  
368/272  
4,098,068 A \* 7/1978 Masuyama ..... G04B 25/06  
368/272  
D260,374 S \* 8/1981 Umanoff ..... D10/3

D295,384 S \* 4/1988 Apker ..... D10/11  
D318,429 S \* 7/1991 Ikeya ..... D10/24  
D344,027 S \* 2/1994 Shimamura ..... D10/25  
D364,823 S \* 12/1995 Stewart ..... D10/44  
D438,805 S \* 3/2001 Leykekmhakher ..... D10/36  
D443,533 S \* 6/2001 Siroky ..... D10/55  
D467,818 S \* 12/2002 Chan ..... D10/25  
D473,145 S \* 4/2003 Chang ..... D10/2  
D523,354 S \* 6/2006 Li ..... D10/15  
D555,014 S \* 11/2007 Uno ..... D10/1  
7,477,574 B2 \* 1/2009 Takiguchi ..... G04B 25/06  
368/272  
D585,765 S \* 2/2009 Young ..... D10/6  
D588,043 S \* 3/2009 Hardy ..... D11/93  
D629,002 S \* 12/2010 Bau ..... D14/433  
D638,195 S \* 5/2011 Goldstein ..... D99/5

(Continued)

**FOREIGN PATENT DOCUMENTS**

JP 5337837 B2 \* 11/2013 ..... G04B 25/06

*Primary Examiner* — Sheryl Lane

*Assistant Examiner* — Samantha Wood

(74) *Attorney, Agent, or Firm* — Volpe and Koenig, P.C.

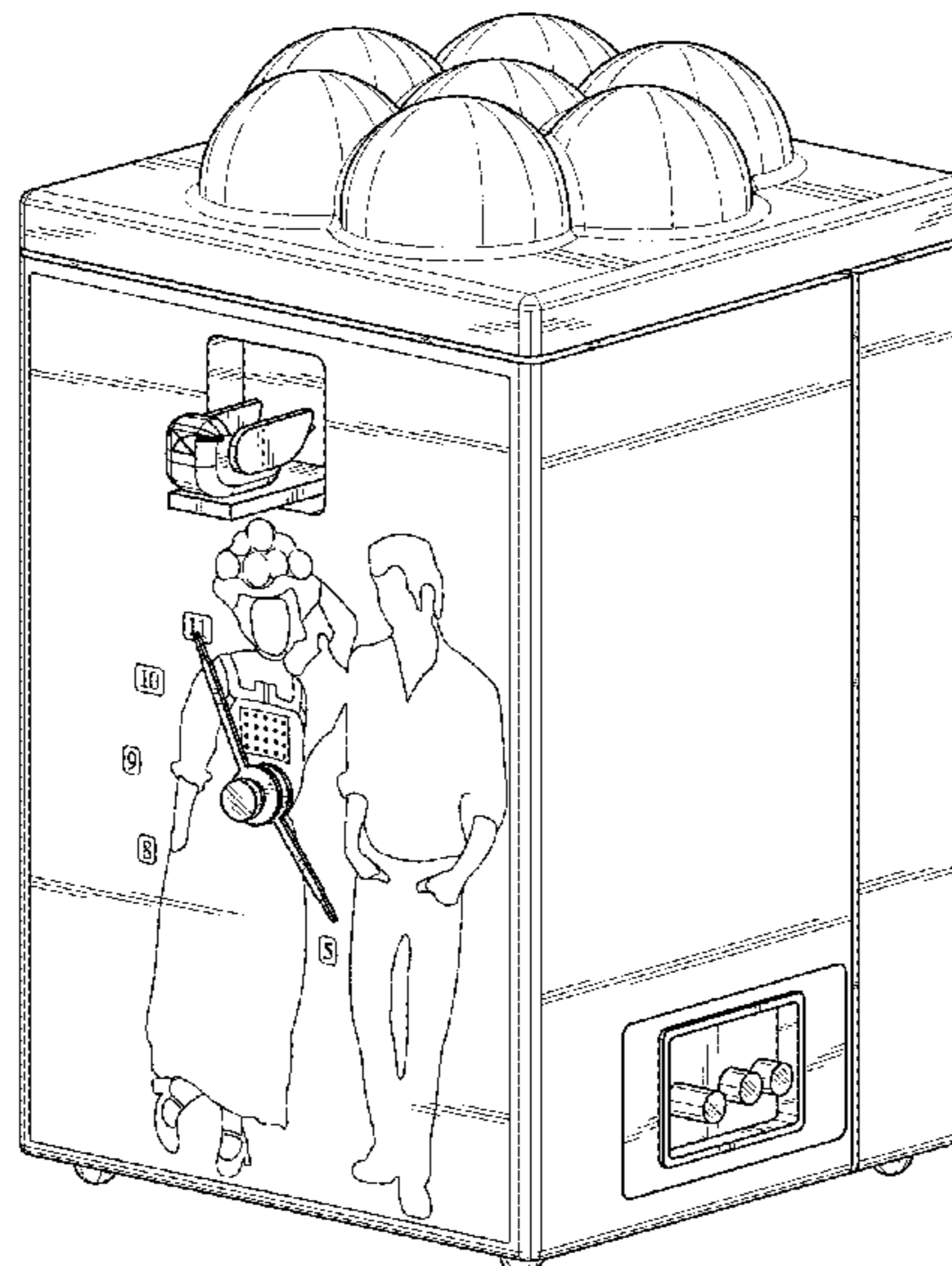
(57) **CLAIM**

The ornamental design for a clock, as shown and described.

**DESCRIPTION**

FIG. 1 is a top, front, right perspective view of a clock in accordance with my design;  
FIG. 2 is a front elevational view thereof;  
FIG. 3 is a right side elevational view thereof;  
FIG. 4 is a left side elevational view thereof;  
FIG. 5 is a top plan view thereof;  
FIG. 6 is a bottom plan view thereof; and,  
FIG. 7 is a rear elevational view thereof.  
The broken lines showing portions of the clock are included for the purpose of illustrating portions of the article and form no part of the claimed design.

**1 Claim, 7 Drawing Sheets**



(56)

**References Cited**

U.S. PATENT DOCUMENTS

D645,468 S *	9/2011	Skulina .....	D14/388
D695,709 S *	12/2013	Szymanski .....	D14/214
D699,622 S *	2/2014	Mulvoy .....	D11/132
D712,284 S *	9/2014	Parmigiani .....	D10/1
D725,492 S *	3/2015	Pennington .....	D10/2
D727,174 S *	4/2015	Pennington .....	D10/18
D754,102 S *	4/2016	Sun .....	D14/214
2009/0056483 A1 *	3/2009	Tsai .....	G04B 25/06 74/29

\* cited by examiner

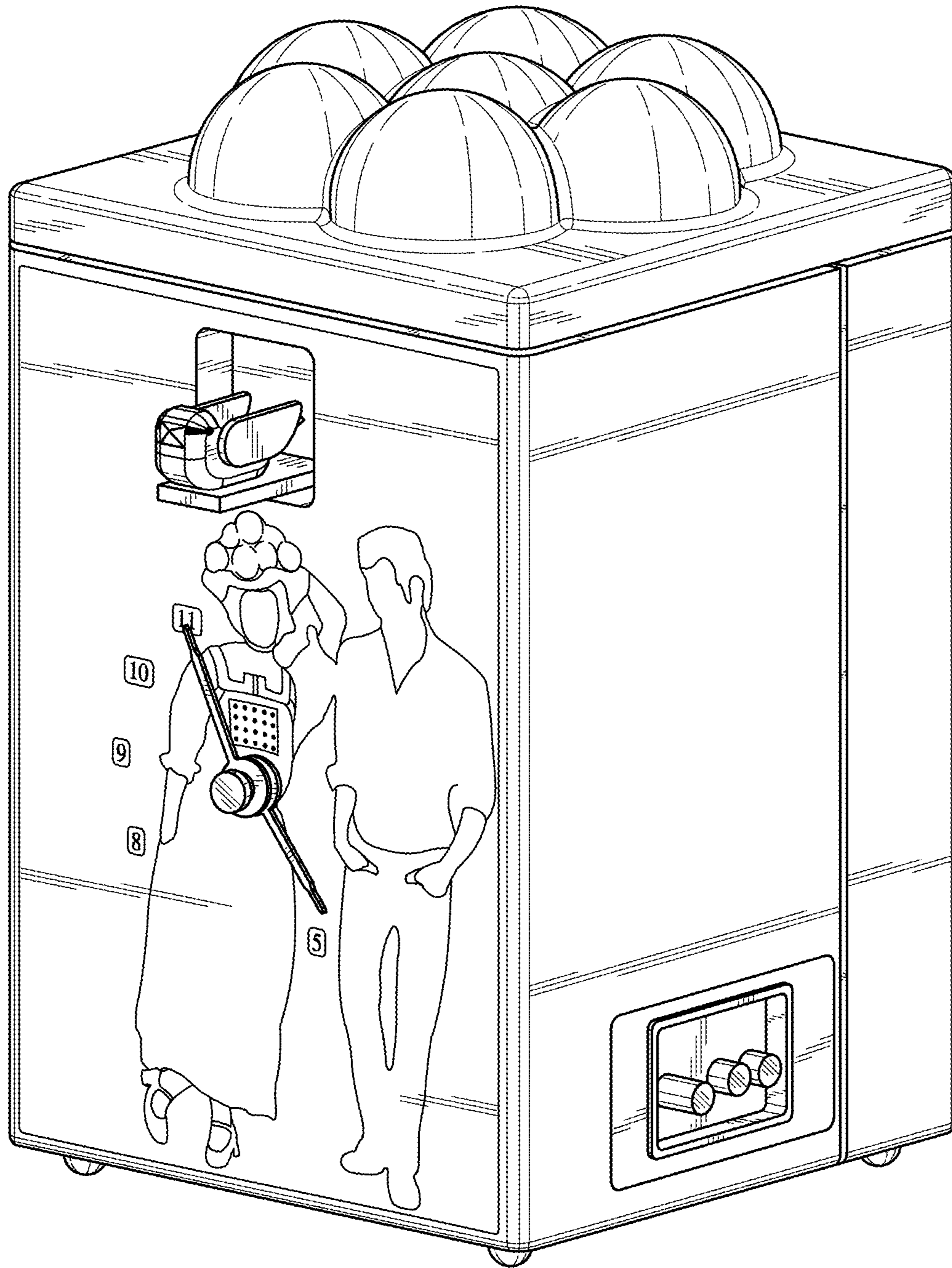


FIG. 1

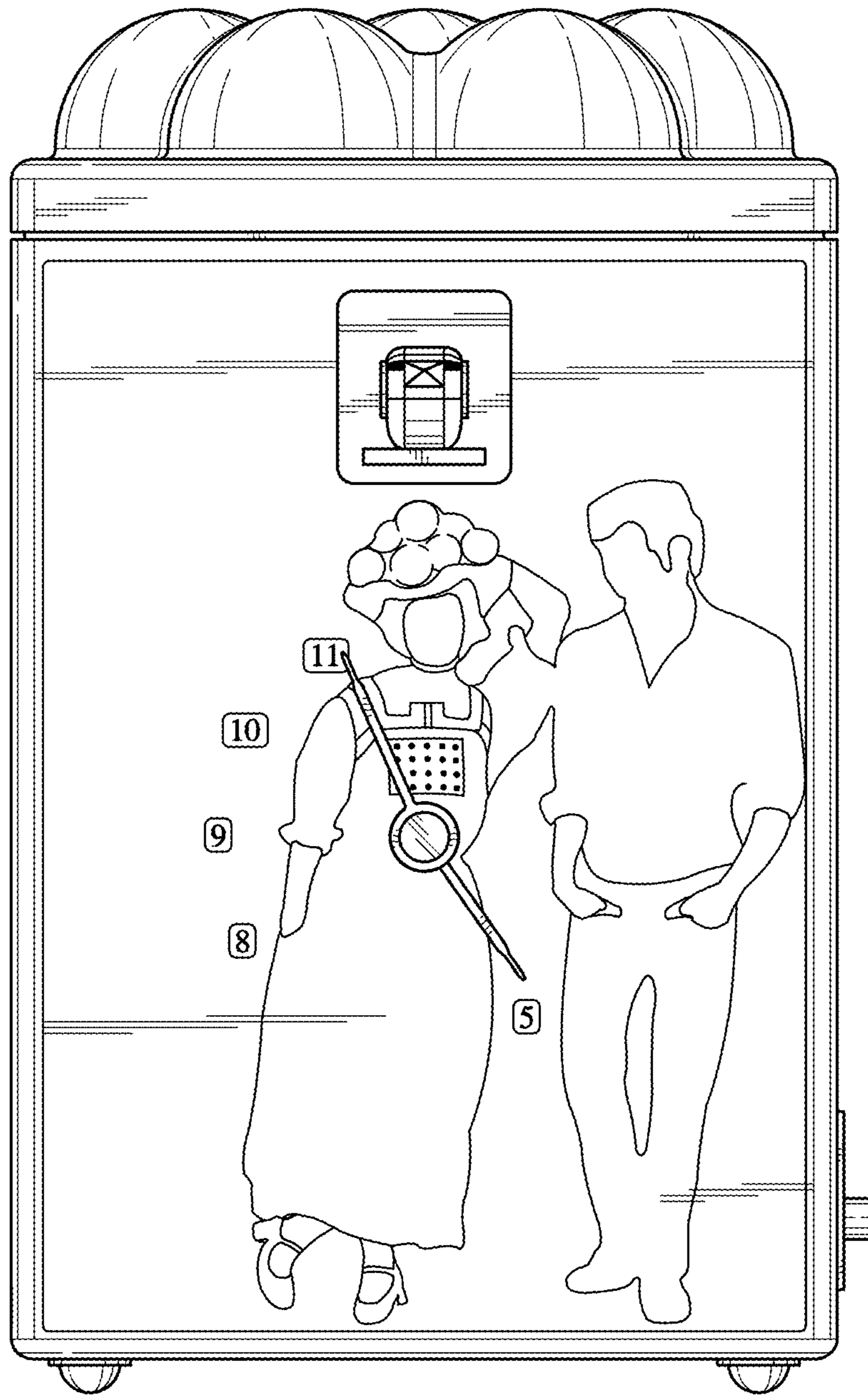


FIG. 2

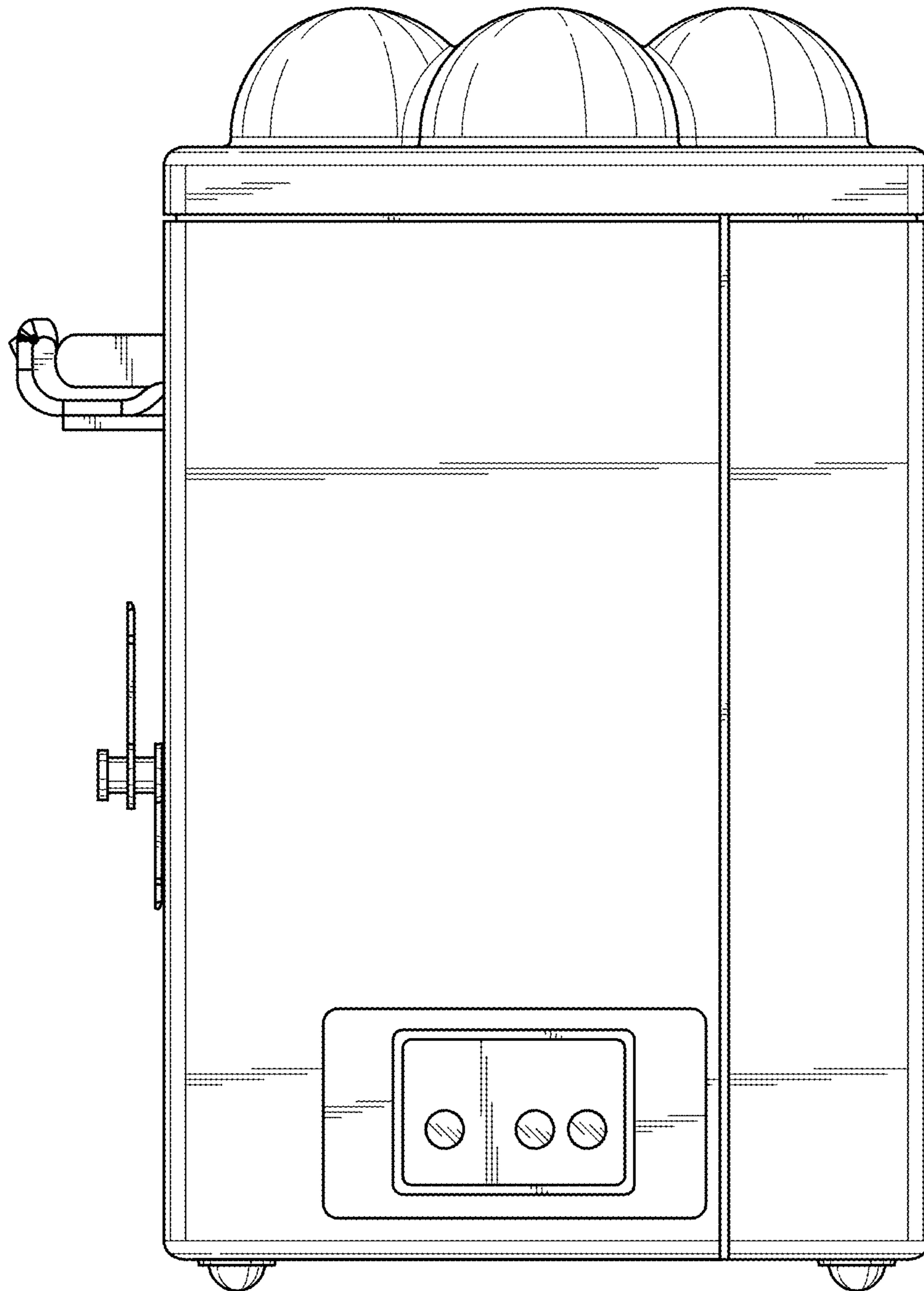


FIG. 3

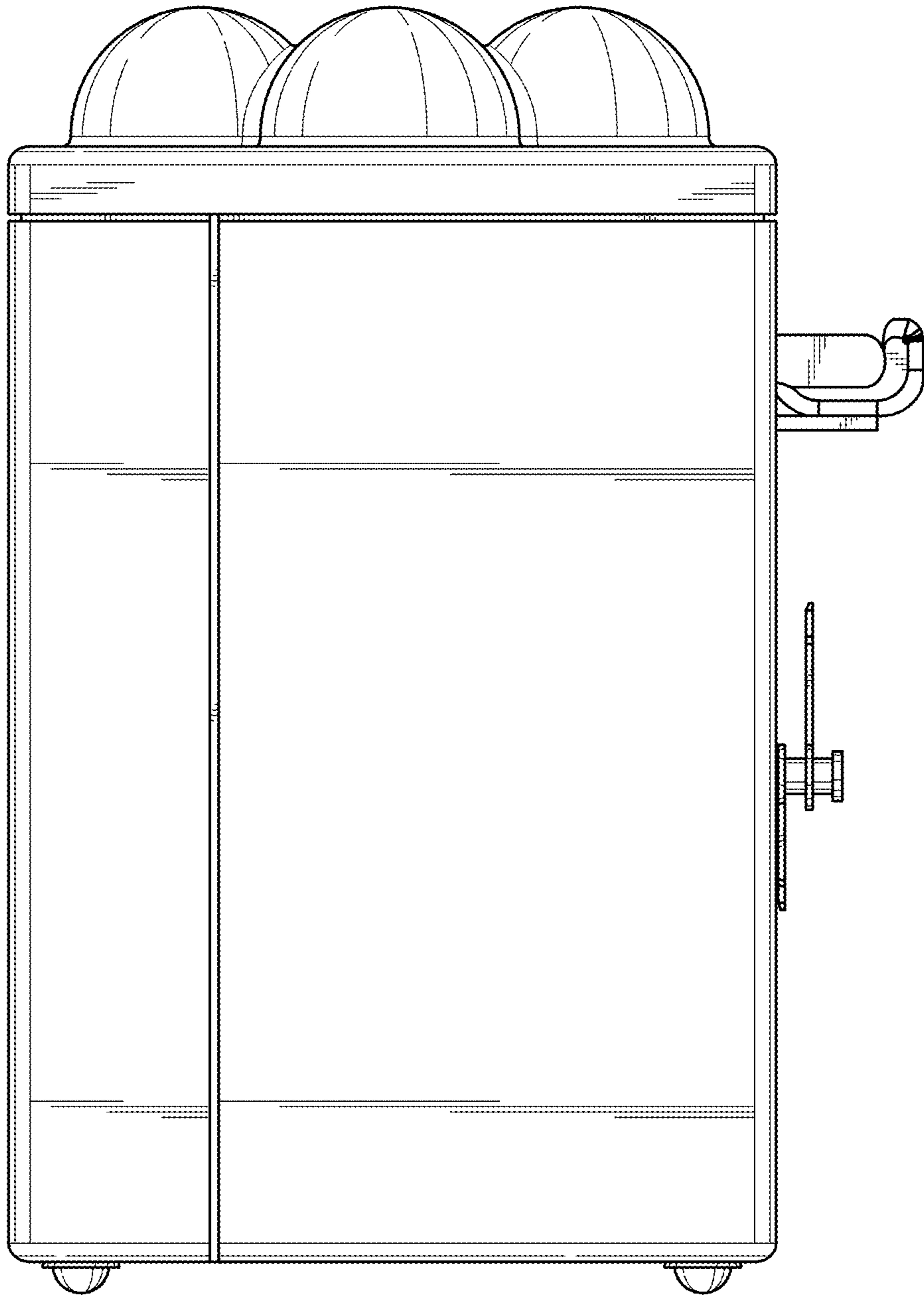


FIG. 4

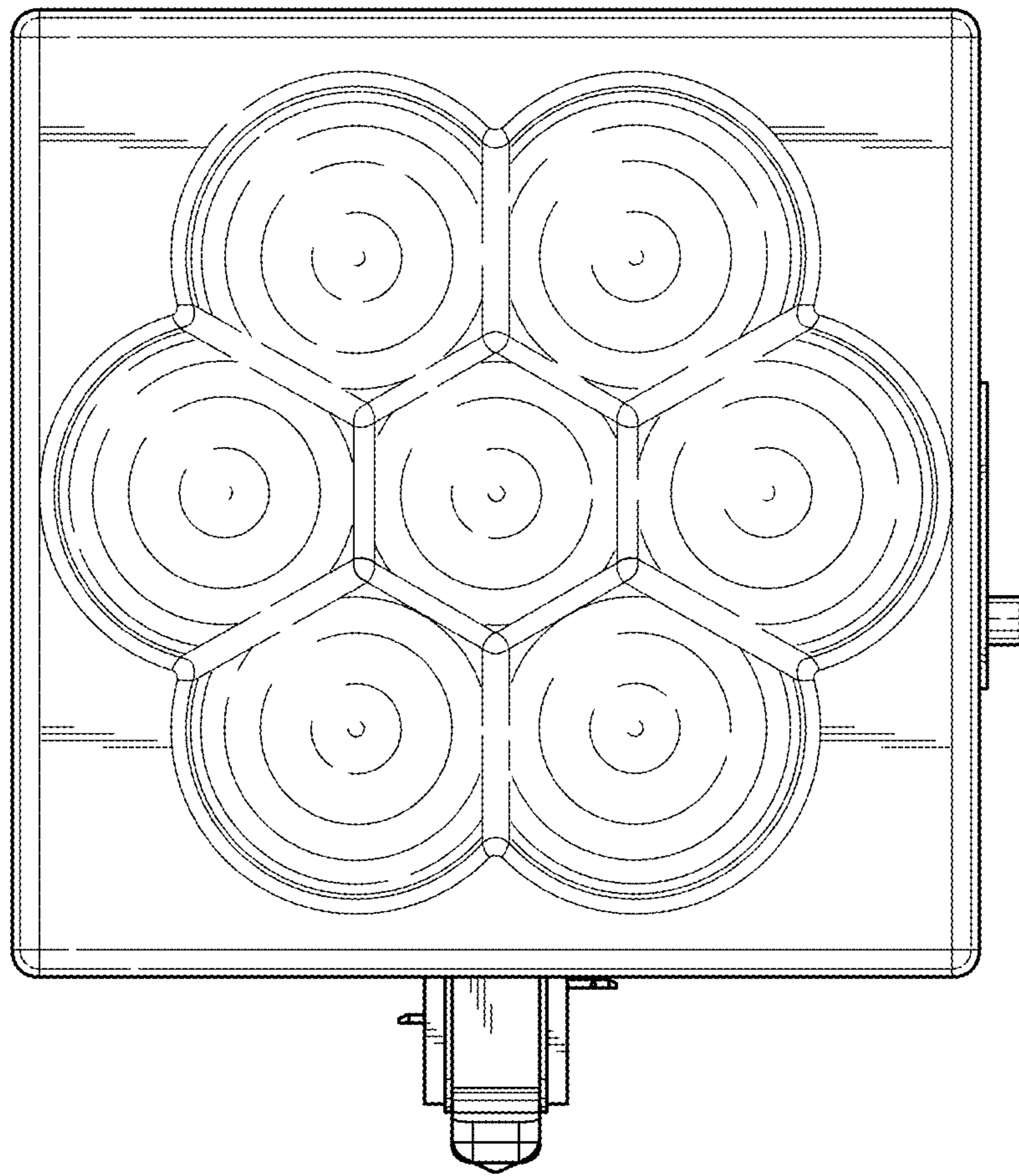


FIG. 5

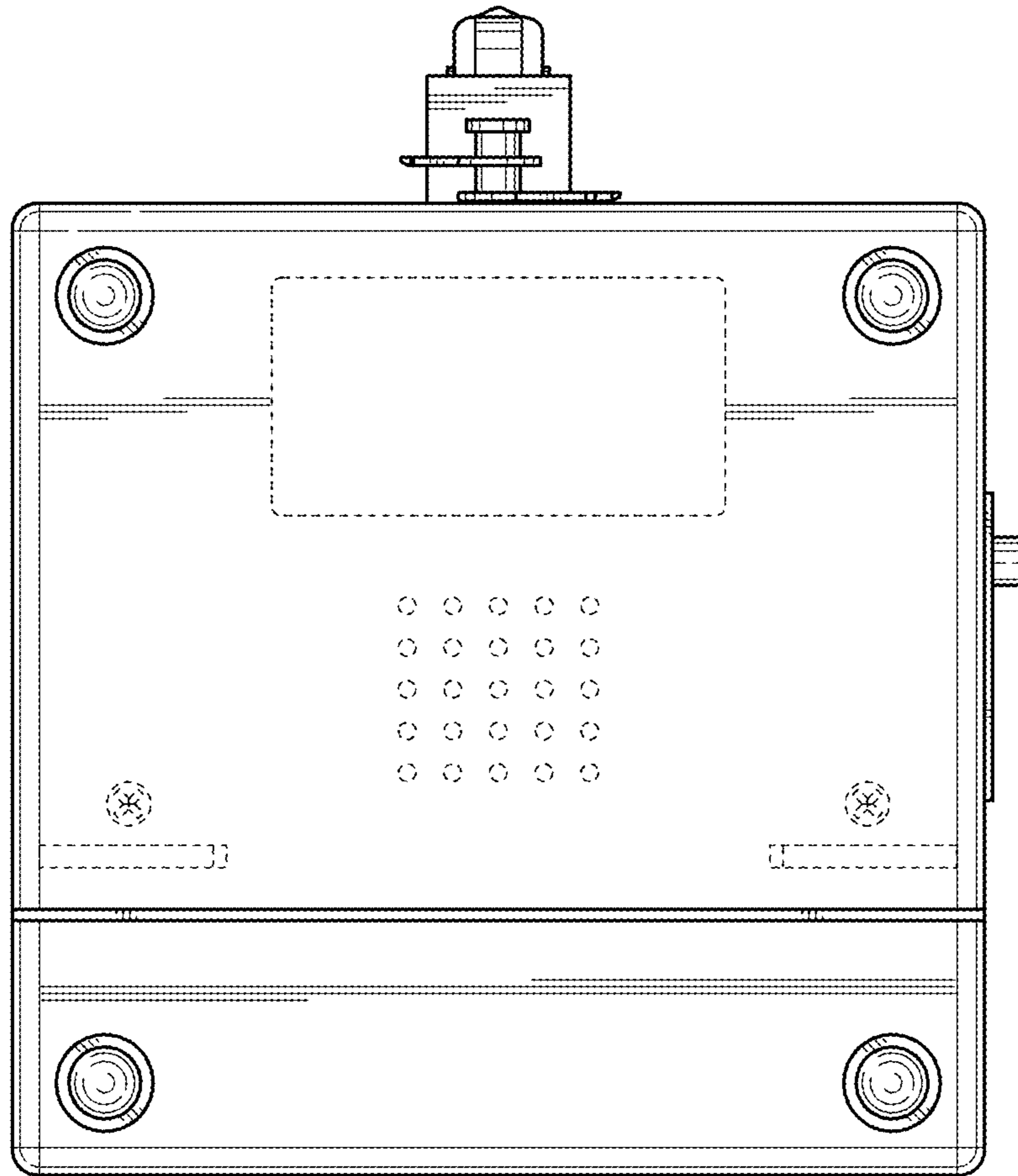


FIG. 6



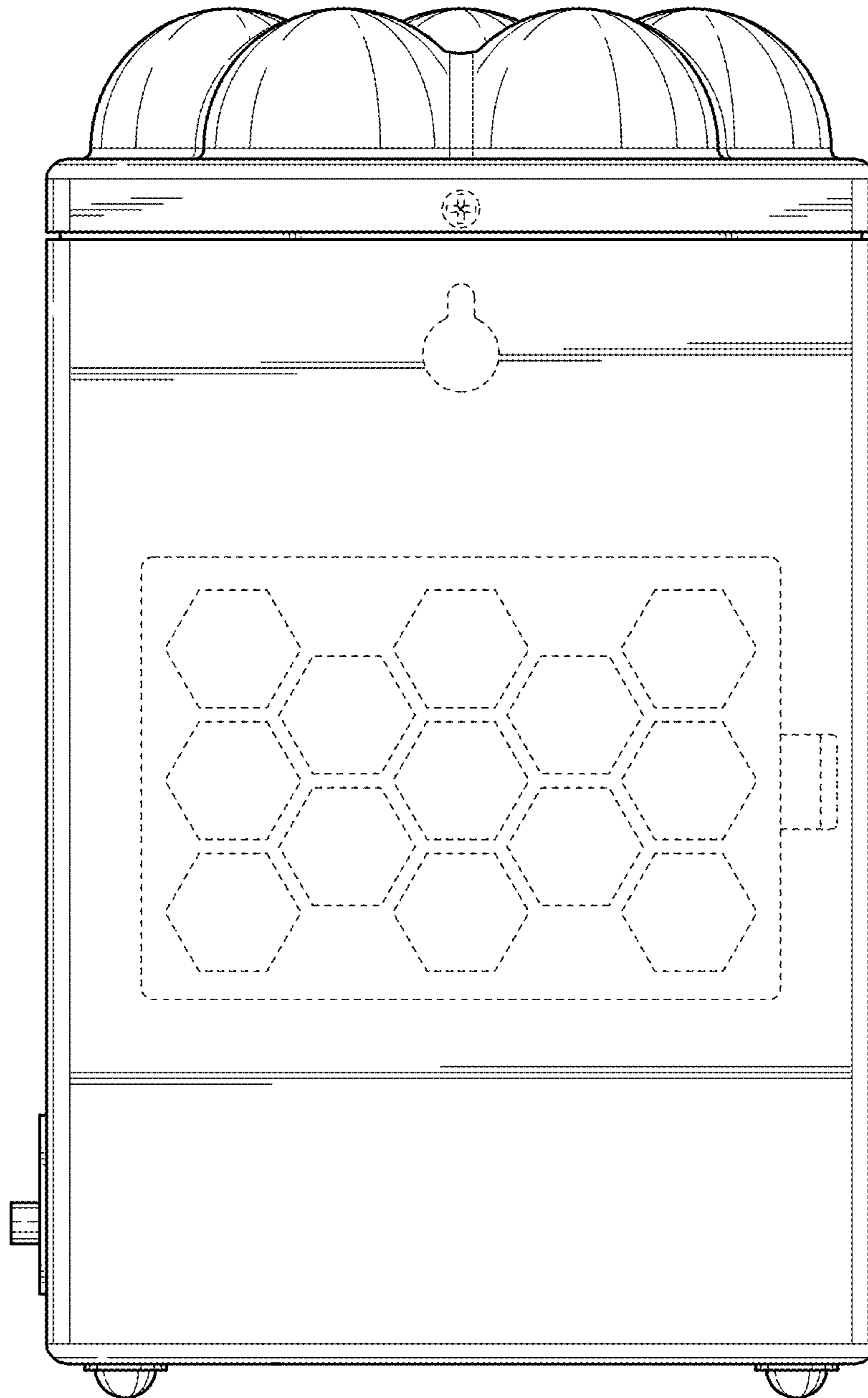


FIG. 7