



US00D791617S

(12) **United States Design Patent** (10) **Patent No.:** **US D791,617 S**  
**Howard et al.** (45) **Date of Patent:** **\*\* Jul. 11, 2017**

(54) **DIGITAL SIGNAGE DEVICE**  
(71) Applicant: **CLOVERLEAF MEDIA LLC**, San Diego, CA (US)  
(72) Inventors: **Kevin Howard**, Laguna Niguel, CA (US); **Gordon Davidson**, Irvine, CA (US)

D611,918 S \* 3/2010 Shih ..... D14/126  
D618,189 S \* 6/2010 Honda ..... D14/126  
D637,651 S \* 5/2011 Hase ..... D20/42  
D669,076 S \* 10/2012 Haller ..... D14/374  
D672,817 S \* 12/2012 Butmir ..... D19/113  
D681,740 S \* 5/2013 Hase ..... D20/42  
D693,343 S \* 11/2013 Haller ..... D14/374  
D714,389 S \* 9/2014 Lee ..... D20/42  
(Continued)

(73) Assignee: **Cloverleaf Media LLC**  
(\*\*) Term: **15 Years**

**FOREIGN PATENT DOCUMENTS**

WO WO 2016/019352 2/2016

(21) Appl. No.: **29/542,226**

**OTHER PUBLICATIONS**

(22) Filed: **Oct. 12, 2015**

International Search Report and Written Opinion for International Application No. PCT/US2015/043316, mailed Jan. 22, 2016, 14 pages.

(51) **LOC (10) Cl.** ..... **10-01**  
(52) **U.S. Cl.**  
USPC ..... **D10/10**

(Continued)

(58) **Field of Classification Search**  
USPC ..... D10/30-39, 1-29, 122-132  
CPC ..... G04B 17/00; G04B 17/02; G04B 17/005;  
G04B 17/285; G04B 37/00; G04B 37/0008; G04B 37/0058; G04B 45/00;  
G04B 45/038; G04B 45/0069; G04B 45/0076; G04B 45/02; G04B 29/00  
See application file for complete search history.

*Primary Examiner* — Susan Bennett Hattan  
*Assistant Examiner* — Jennifer Wright  
(74) *Attorney, Agent, or Firm* — Cooley LLP

(57) **CLAIM**

We claim the ornamental design for the digital signage device, as shown and described.

(56) **References Cited**

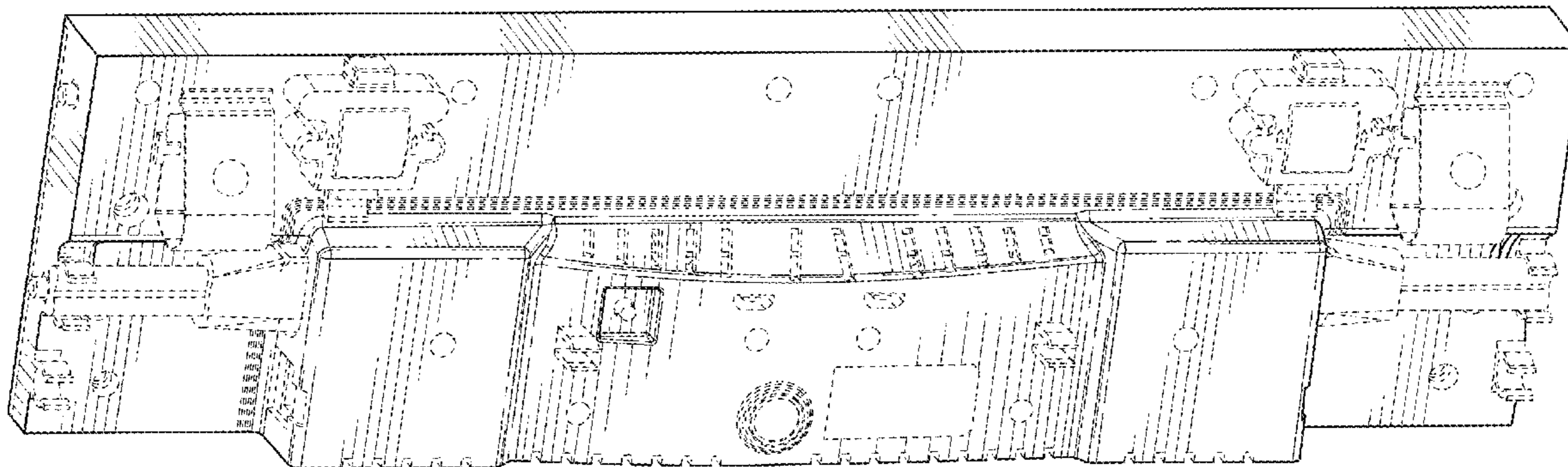
**DESCRIPTION**

**U.S. PATENT DOCUMENTS**

D259,408 S \* 6/1981 Wright ..... D10/125  
D346,759 S \* 5/1994 Job ..... D10/102  
D375,908 S \* 11/1996 Schumaker ..... D10/103  
D378,065 S \* 2/1997 Levy ..... D10/30  
D424,068 S \* 5/2000 Takemasa ..... D14/126  
D424,538 S \* 5/2000 Hayashi ..... D14/126  
D487,889 S \* 3/2004 Baker ..... D14/171  
D519,117 S \* 4/2006 Lewis ..... D14/374  
D534,214 S \* 12/2006 Marcy ..... D10/2  
D545,693 S \* 7/2007 Iwasaki ..... D10/15  
D564,990 S \* 3/2008 Ueno ..... D14/126  
D600,661 S \* 9/2009 Ohki ..... D14/126  
D607,854 S \* 1/2010 Sagawa ..... D14/126

FIG. 1 is a rear perspective view of a digital signage device showing the new design;  
FIG. 2 is a rear elevation view thereof;  
FIG. 3 is a front elevation view thereof;  
FIG. 4 is a left-side elevation view thereof;  
FIG. 5 is a right-side elevation view thereof;  
FIG. 6 is a top plan view thereof; and,  
FIG. 7 is a bottom plan view thereof.  
The broken lines depict parts of the digital signage device that form no part of the claimed design.

**1 Claim, 4 Drawing Sheets**



(56)

References Cited

U.S. PATENT DOCUMENTS

D739,402 S \* 9/2015 Seoc ..... D14/341  
 D763,965 S \* 8/2016 Mukaide ..... D20/42  
 2002/0167500 A1 11/2002 Gelbman  
 2003/0037473 A1\* 2/2003 Pifer ..... G09F 13/04  
 40/700  
 2004/0178308 A1 9/2004 Bacnik  
 2004/0244244 A1\* 12/2004 Klassen ..... G09F 11/28  
 40/472  
 2005/0103853 A1 5/2005 Stephenson et al.  
 2005/0104806 A1 5/2005 Stephenson  
 2005/0134549 A1 6/2005 Kamiya et al.  
 2005/0218218 A1 10/2005 Koster  
 2006/0232495 A1 10/2006 Chang et al.  
 2006/0273162 A1 12/2006 Andersson et al.  
 2007/0109262 A1 5/2007 Oshima et al.  
 2009/0174996 A1\* 7/2009 Park ..... H05K 5/0017  
 361/679.21  
 2010/0012600 A1 1/2010 Clontz et al.  
 2010/0287057 A1 11/2010 Aihara et al.  
 2011/0006114 A1 1/2011 Schueller et al.  
 2011/0173082 A1 7/2011 Breitenbach et al.  
 2011/0231285 A1 9/2011 Englund et al.  
 2011/0286195 A1 11/2011 Horikiri et al.  
 2012/0023797 A1 2/2012 Rosander et al.  
 2012/0120327 A1 5/2012 Marx et al.  
 2012/0120471 A1 5/2012 Hamalainen et al.  
 2012/0223875 A1 9/2012 Lau et al.  
 2012/0261711 A1 10/2012 Brown et al.  
 2013/0117153 A1 5/2013 Shen  
 2013/0186962 A1 7/2013 Kennett et al.  
 2013/0226742 A1 8/2013 Johnson et al.  
 2013/0241431 A1 9/2013 Toyotaka et al.  
 2013/0335353 A1 12/2013 Segal et al.  
 2014/0139548 A1 5/2014 Byers

2015/0039477 A1 2/2015 O'Neil  
 2015/0042540 A1 2/2015 Goel  
 2015/0140668 A1 5/2015 Mellars et al.  
 2015/0186097 A1 7/2015 Hall  
 2015/0262230 A1 9/2015 Cypher et al.  
 2016/0034244 A1 2/2016 Howard et al.  
 2016/0034959 A1 2/2016 Howard et al.  
 2016/0034960 A1 2/2016 Howard et al.  
 2016/0034988 A1 2/2016 Howard et al.  
 2016/0065649 A1 3/2016 Ou  
 2016/0078796 A1 3/2016 Cho et al.  
 2016/0132822 A1 5/2016 Swafford  
 2016/0240131 A1 8/2016 Howard et al.  
 2016/0260163 A1 9/2016 Sjodin

OTHER PUBLICATIONS

Office Action for U.S. Appl. No. 15/140,416, mailed Aug. 18, 2016, 23 pages.  
 U.S. Appl. No. 61/952,420, filed Mar. 13, 2014, Cypher et al.  
 Office Action for U.S. Appl. No. 14/815,784, mailed Nov. 3, 2016, 34 pages.  
 Office Action for U.S. Appl. No. 15/139,082, mailed Aug. 31, 2016, 34 pages.  
 Office Action for U.S. Appl. No. 15/139,082, mailed Dec. 23, 2016, 33 pages.  
 Office Action for U.S. Appl. No. 15/140,374, mailed Sep. 28, 2016, 29 pages.  
 International Search Report and Written Opinion for International Application No. PCT/US2016/056461, mailed Dec. 2, 2016, 17 pages.  
 International Search Report and Written Opinion for International Application No. PCT/US2016/056455, mailed Dec. 9, 2016, 17 pages.

\* cited by examiner



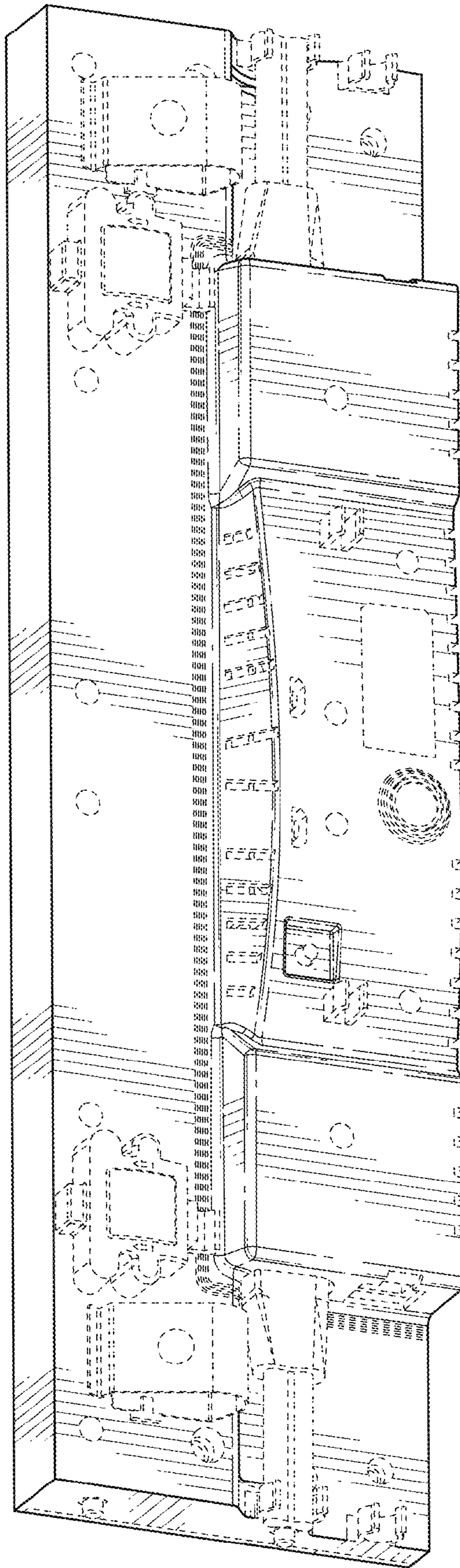


FIG. 1

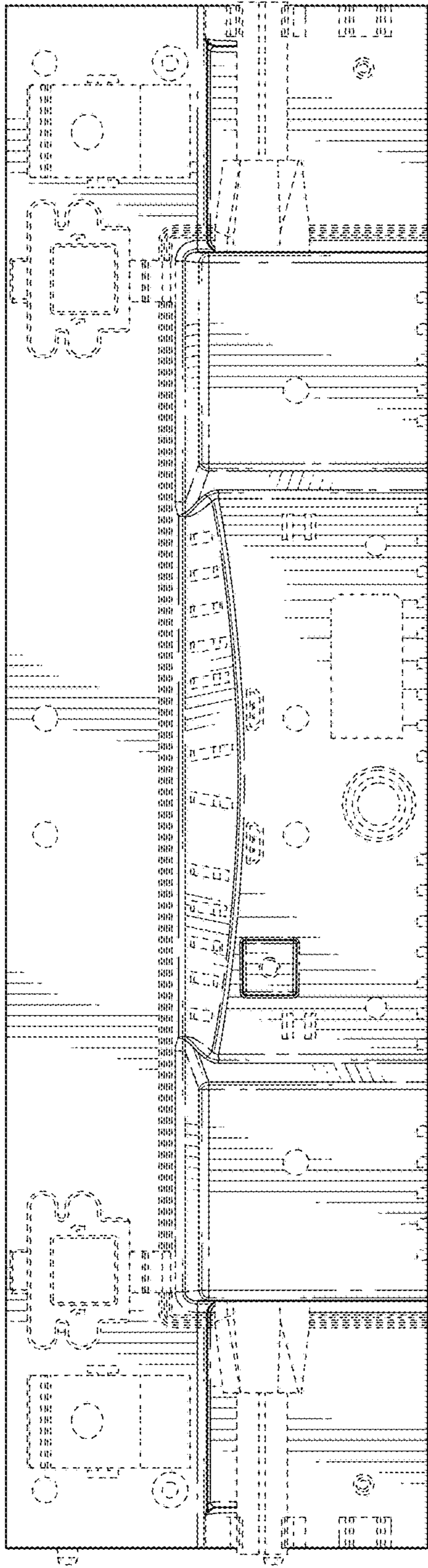


FIG. 2

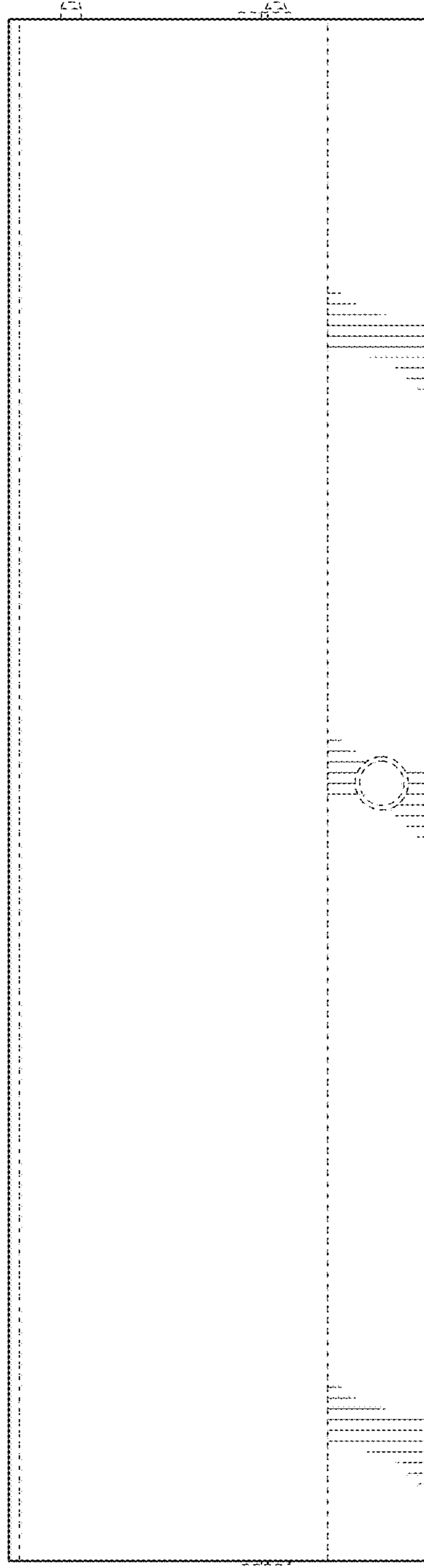


FIG. 3

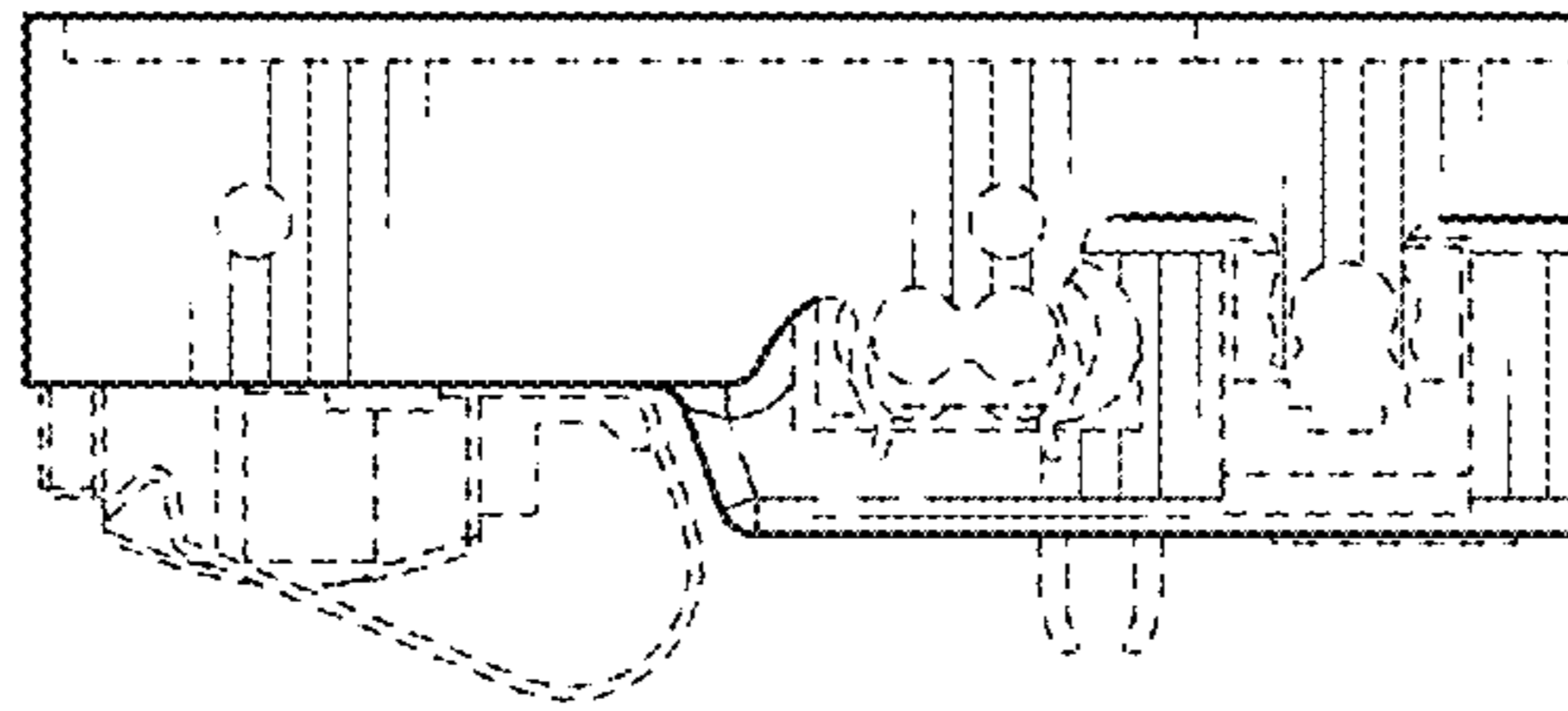


FIG. 5

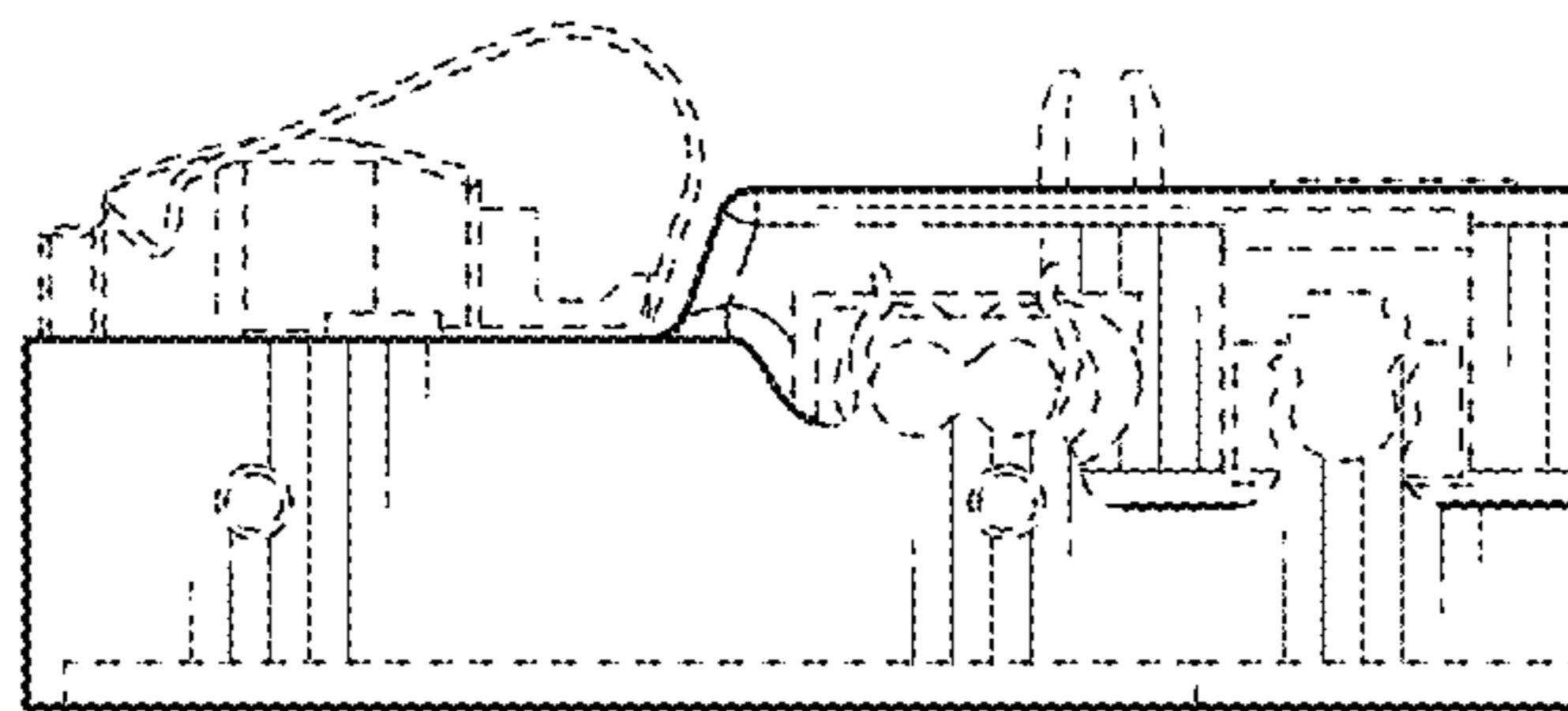


FIG. 4

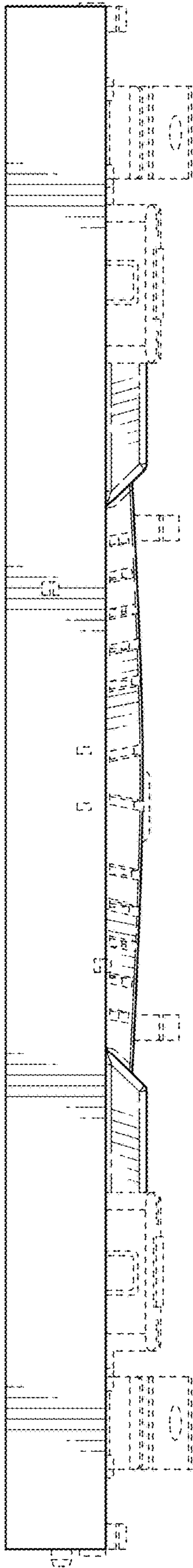


FIG. 6

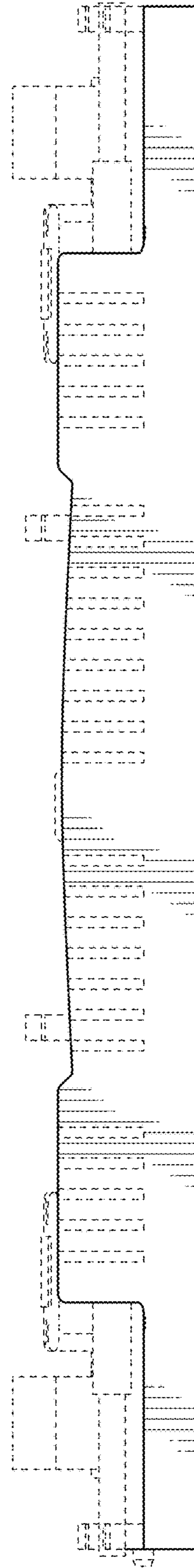


FIG. 7