



US00D791614S

(12) **United States Design Patent** (10) **Patent No.:** **US D791,614 S**  
**Sahatjian** (45) **Date of Patent:** **\*\* Jul. 11, 2017**

(54) **PORTION CONTAINER**

(56) **References Cited**

(71) Applicant: **Sarine Sahatjian**, Simi Valley, CA (US)  
(72) Inventor: **Sarine Sahatjian**, Simi Valley, CA (US)  
(\*\*) Term: **15 Years**  
(21) Appl. No.: **29/555,278**  
(22) Filed: **Feb. 19, 2016**

U.S. PATENT DOCUMENTS

D407,640 S *	4/1999	Nelson .....	D28/8.1
D436,129 S *	1/2001	Fujihara .....	D19/67
D445,673 S *	7/2001	Richardson .....	D28/8.1
D445,674 S *	7/2001	Pritchett .....	D28/8.1
D578,019 S *	10/2008	Friedland .....	D9/707
D606,882 S *	12/2009	Sharp .....	D9/707
D655,201 S *	3/2012	Schuch .....	D9/707
D685,029 S *	6/2013	Cooper .....	D19/69
D699,127 S *	2/2014	Garrity .....	D9/707
D768,007 S *	10/2016	Kim .....	D9/710

\* cited by examiner

**Related U.S. Application Data**

(63) Continuation-in-part of application No. 29/553,900, filed on Feb. 5, 2016, now Pat. No. Des. 778,730.

(51) **LOC (10) Cl.** ..... **09-05**

(52) **U.S. Cl.**  
USPC ..... **D9/707**

(58) **Field of Classification Search**  
USPC ..... D9/702-714, 720-722, 414, 434-435, D9/696, 716, 771, 447, 516-517, D9/738-747, 544, 520-521; D24/118, D24/207, 108; 383/6, 9, 22, 96, 61.1, 383/80-81, 104, 901, 63, 203, 107, 383/119-120, 123, 61.2, 44; 220/675, 220/495.03; 215/381-385, 400, 328, 316; 206/484; D3/202; 428/34.3; 222/92, 222/215, 95, 107; 604/408, 403, 415  
CPC ... B65D 1/00; B65D 1/02; B65D 1/09; B65D 1/10; B65D 1/32; B65D 1/0223; B65D 33/00; B65D 33/24

See application file for complete search history.

*Primary Examiner* — Abraham Bahta

(74) *Attorney, Agent, or Firm* — Hankin Patent Law, APC; Kevin Schraven; Anooj Patel

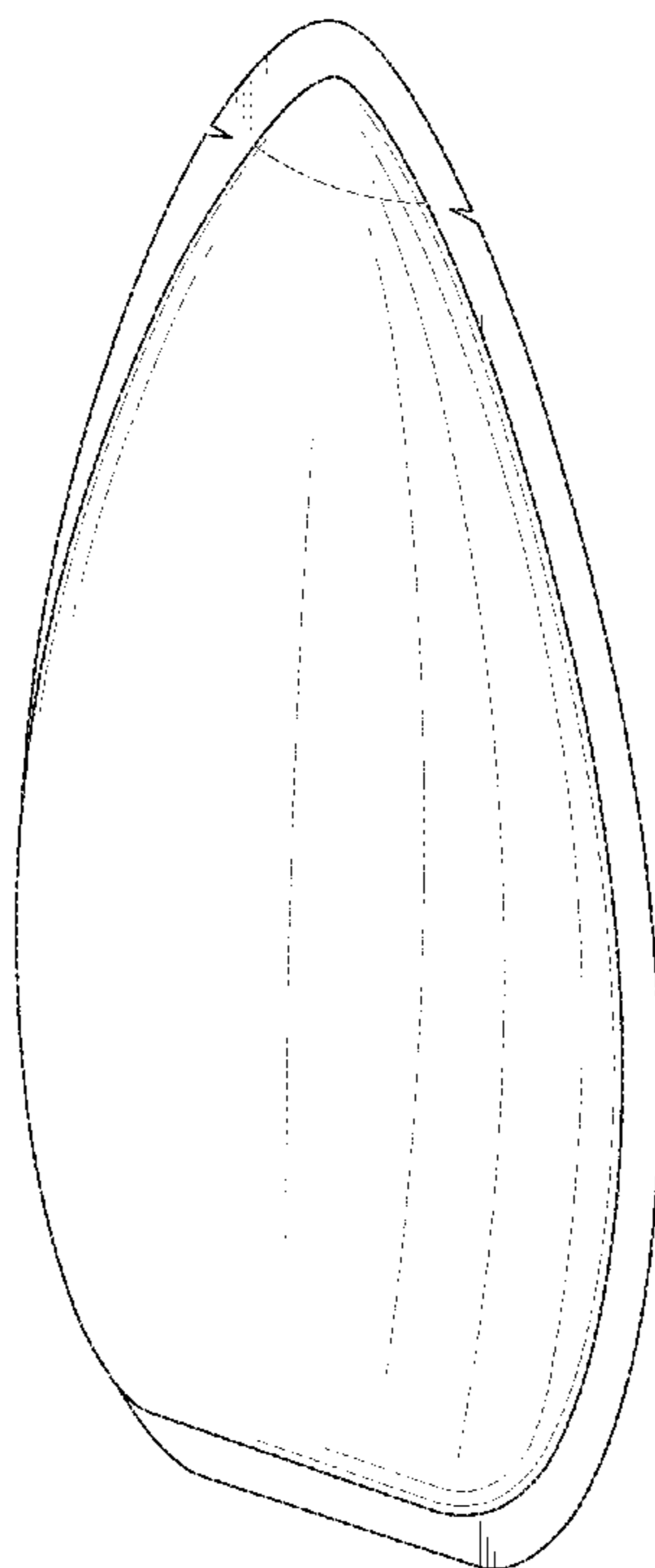
(57) **CLAIM**

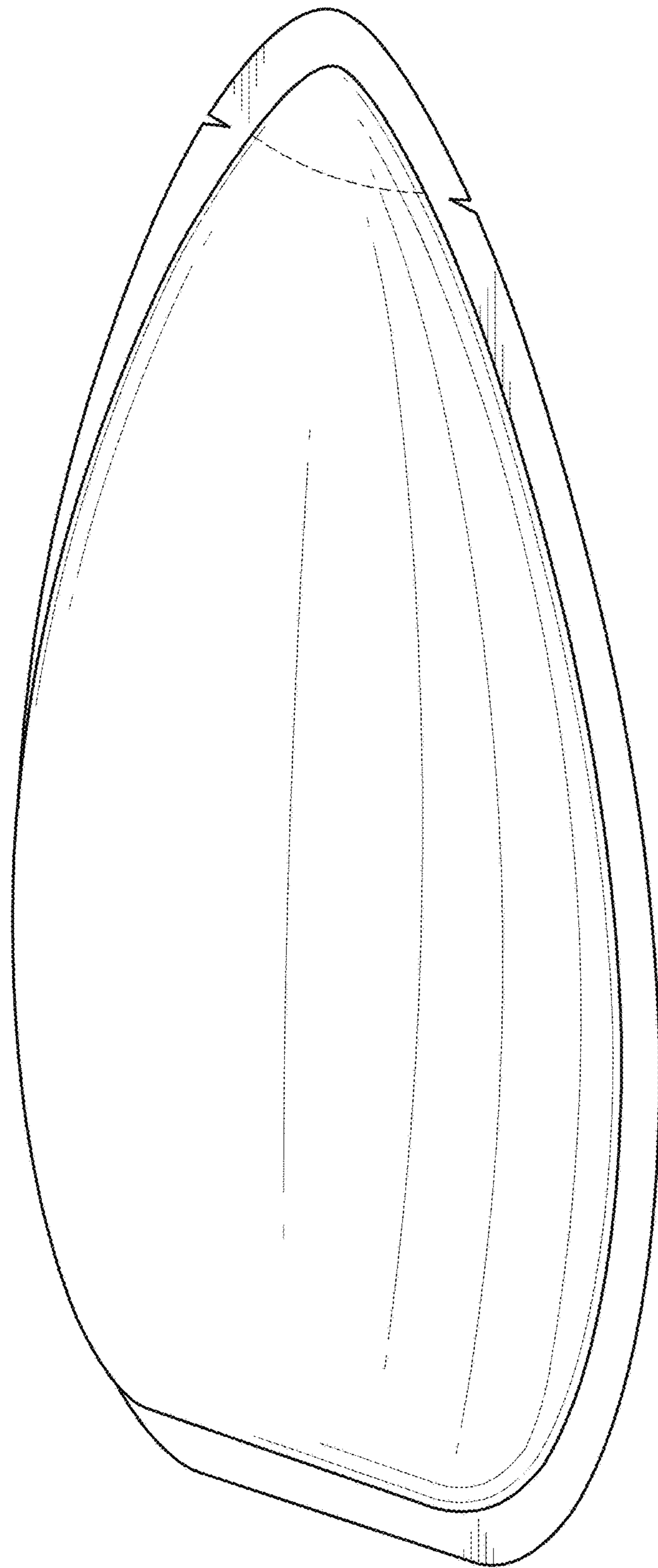
The ornamental design for a portion container, as shown and described.

**DESCRIPTION**

FIG. 1 is a top perspective view of a portion container, showing my new design.  
FIG. 2 is a side elevational view thereof.  
FIG. 3 is a front elevational view thereof.  
FIG. 4 is a top plan view thereof; and,  
FIG. 5 is a bottom plan view thereof.  
The broken lines are for the purpose of illustrating environmental structure and unclaimed subject matter and form no part of the claimed design.

**1 Claim, 4 Drawing Sheets**





*FIG. 1*

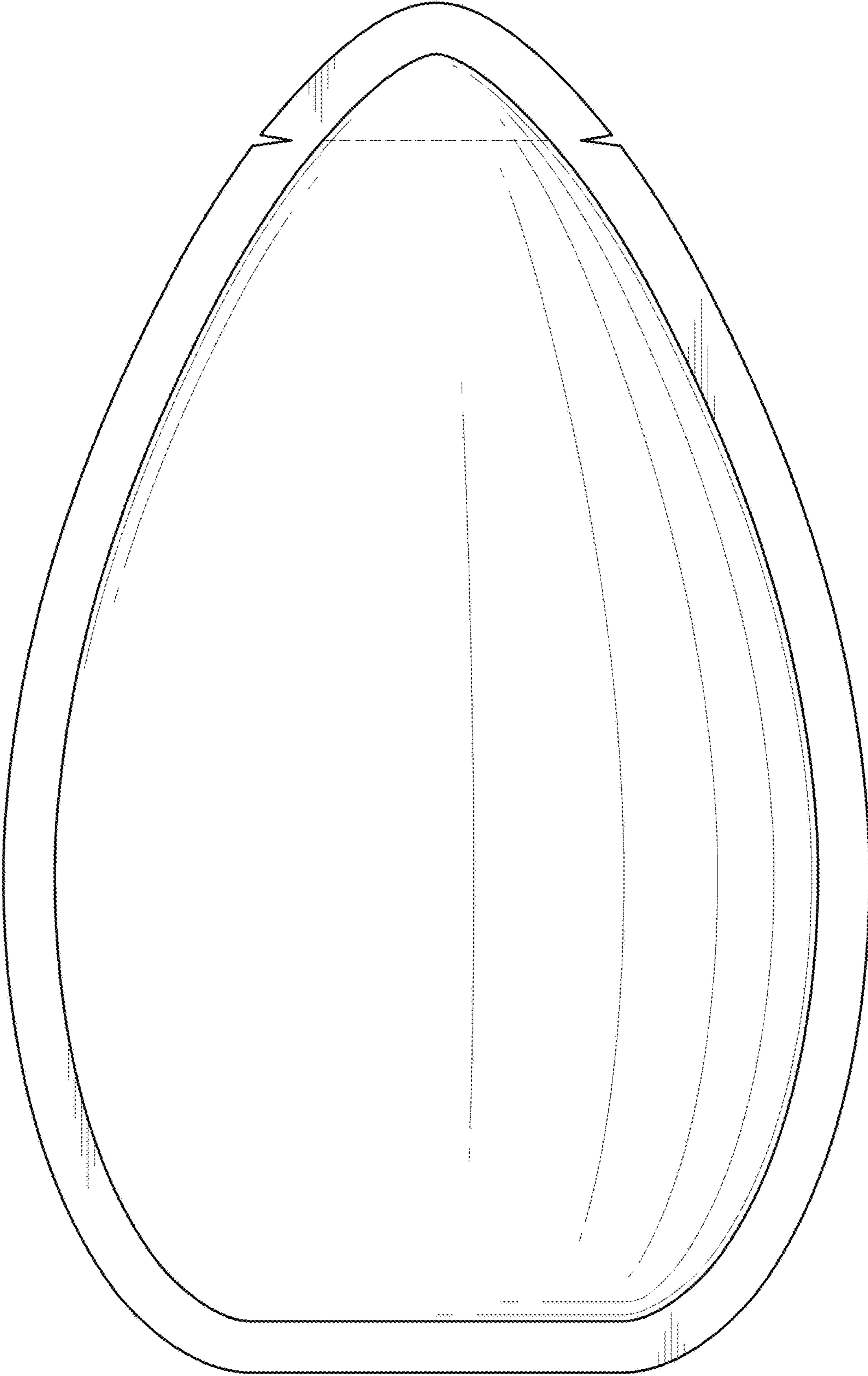





FIG. 2



*FIG. 3*



*FIG. 4*



*FIG. 5*