



US00D791595S

(12) **United States Design Patent**
Klarin

(10) **Patent No.:** **US D791,595 S**

(45) **Date of Patent:** **** Jul. 11, 2017**

(54) **BOTTLE**

(71) Applicant: **THE ABSOLUT COMPANY**
AKTIEBOLAG, Stockholm (SE)

(72) Inventor: **Jesper Klarin**, Hagersten (SE)

(73) Assignee: **THE ABSOLUT COMPANY**
AKTIEBOLAG, Stockholm (SE)

(**) Term: **15 Years**

(21) Appl. No.: **29/531,406**

(22) Filed: **Jun. 25, 2015**

(30) **Foreign Application Priority Data**

May 18, 2015 (EM) 002702373

(51) **LOC (10) Cl.** **09-01**

(52) **U.S. Cl.**
USPC **D9/516; D9/500**

(58) **Field of Classification Search**

USPC D9/414, 434, 457, 500, 502-505, 516,
D9/544-545, 549, 551-553, 571, 600,
D9/682, 686, 688-691; D7/300, 300.1,
D7/598; D14/485, 488-489; D20/11, 22,
D20/27, 42; 215/379, 381-382;
220/660, 669, 675; 206/457
CPC B65D 1/00; B65D 1/02; B65D 1/0223;
B65D 1/40; B65D 23/00; B65D 23/12;
B65D 23/14; B65D 2203/00; B65D
2203/02; B65D 2501/0009

See application file for complete search history.

(56) **References Cited**

U.S. PATENT DOCUMENTS

D70,792 S 8/1926 Guerin
2,072,853 A 3/1937 Baxter
2,498,074 A 1/1950 Feldman
D353,324 S 12/1994 Rice

D375,559 S 11/1996 Baxter
5,582,293 A 12/1996 Kay
D452,442 S 12/2001 Bowen
D470,057 S 2/2003 Bowen
D643,736 S 8/2011 Lagerqvist
D656,837 S 4/2012 Lanz
D658,070 S 4/2012 Lanz
D677,335 S 3/2013 Murphy et al.

(Continued)

FOREIGN PATENT DOCUMENTS

WO DM 080890 4/2013
WO DM 082137 8/2013

(Continued)

Primary Examiner — Dana L Meyrow

(74) *Attorney, Agent, or Firm* — Knobbe Martens Olson
& Bear LLP

(57) **CLAIM**

The ornamental design for a bottle, as shown and described.

DESCRIPTION

The file of this patent contains at least one drawing executed in color. Copies of this patent with color drawings will be provided by the Office upon request and payment of the necessary fee.

FIG. 1 is a front elevational view of a bottle showing my new design.

FIG. 2 is left side elevational view thereof

FIG. 3 is a rear elevational view thereof.

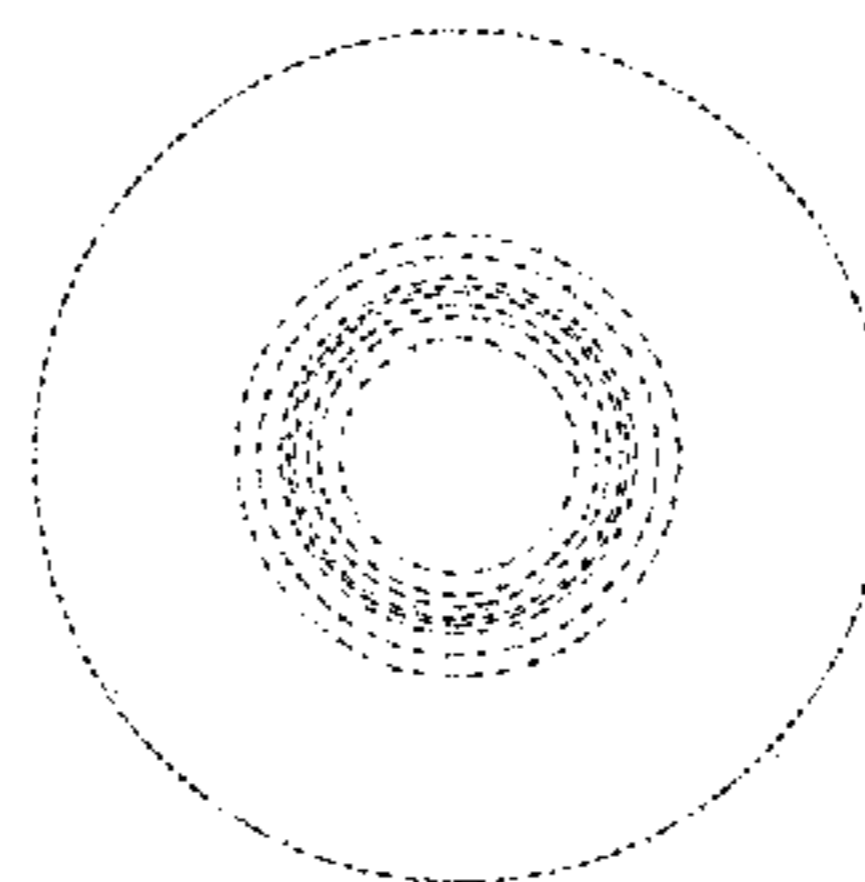
FIG. 4 is a right side elevational view thereof.

FIG. 5 is a top plan view thereof; and,

FIG. 6 is a bottom plan view thereof.

The evenly-dashed broken lines in the drawings illustrate the portions of the design that form no part of the claim. The dot-dot-dash broken lines in the drawings define the bounds of the claim and form no part thereof.

1 Claim, 6 Drawing Sheets
(4 of 6 Drawing Sheet(s) Filed in Color)



(56)

References Cited

U.S. PATENT DOCUMENTS

D678,068 S	3/2013	Huang	
D679,600 S	4/2013	Gonzalez Rodriguez	
D682,697 S	5/2013	Gonzalez Rodriguez	
D691,475 S	10/2013	Potts	
D703,757 S	4/2014	Murphy et al.	
D710,708 S *	8/2014	Gebhardt	D9/516
D720,235 S *	12/2014	Lindstedt	D9/500
D723,925 S *	3/2015	Klarin	D9/500
D723,926 S *	3/2015	Klarin	D9/500
D724,433 S *	3/2015	Gebhardt	D9/500
D724,434 S *	3/2015	Klarin	D9/500
D724,948 S *	3/2015	Gebhardt	D9/500
D727,735 S *	4/2015	Klarin	D9/516
D739,742 S *	9/2015	Klarin	D9/500
D739,743 S *	9/2015	Klarin	D9/500
D739,744 S *	9/2015	Klarin	D9/500
D742,232 S *	11/2015	Klarin	D9/500
D742,233 S *	11/2015	Klarin	D9/500
D763,692 S *	8/2016	Forsberg	D20/27
D767,399 S *	9/2016	Forsberg	D20/22

FOREIGN PATENT DOCUMENTS

WO	DM 082141	9/2013
WO	DM 082143	9/2013
WO	DM 082146	10/2013

* cited by examiner




FIG. 1



FIG. 2



FIG. 3




FIG. 4

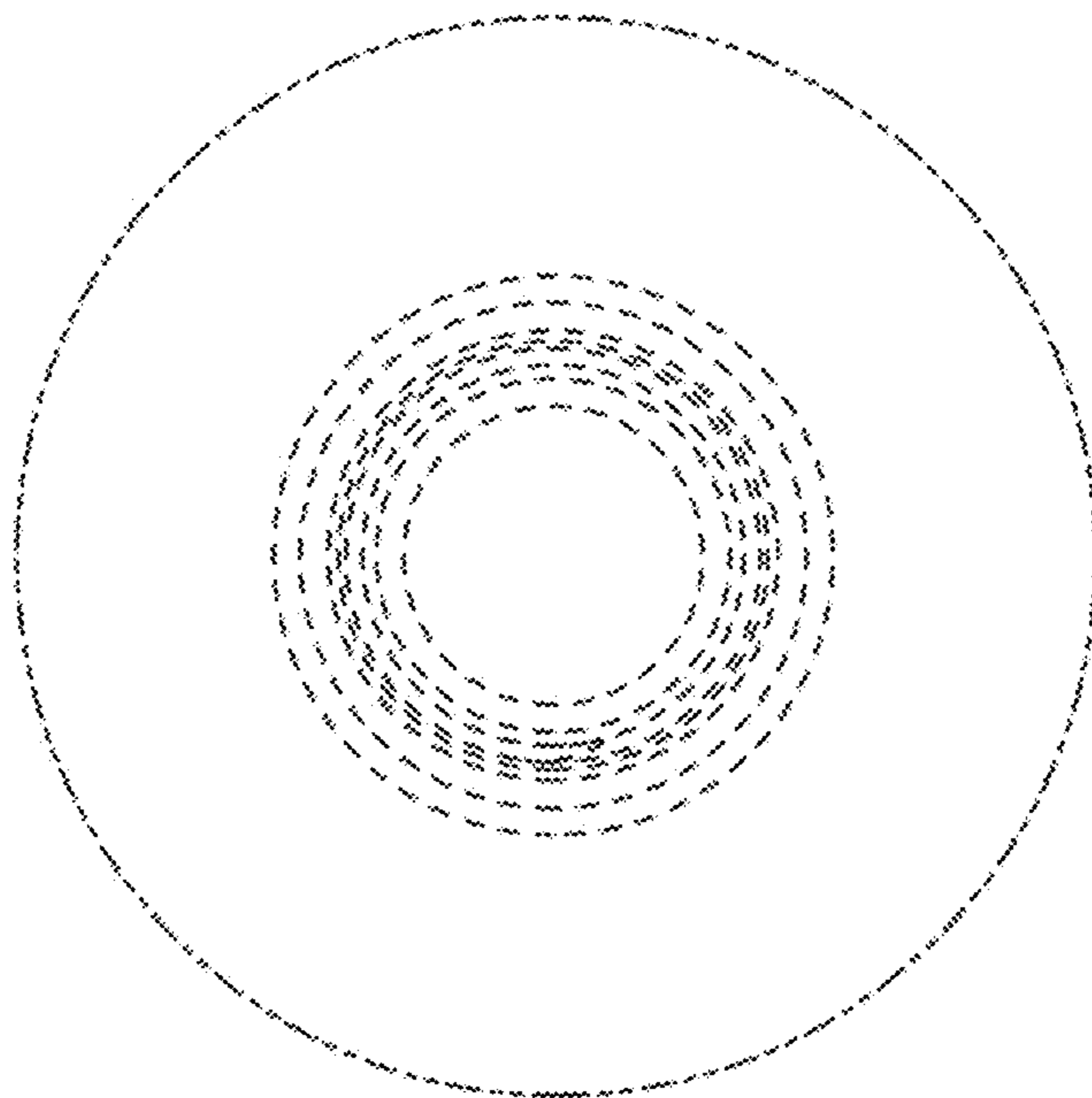


FIG. 5




FIG. 6