



US00D791581S

(12) **United States Design Patent** (10) **Patent No.:** **US D791,581 S**
Lin (45) **Date of Patent:** **** Jul. 11, 2017**

- (54) **SPRING MOTOR HOUSING FOR A WINDOW COVERING**
- (71) Applicant: **Whole Space Industries LTD**, Taipei (TW)
- (72) Inventor: **Tzu-Yen Lin**, Taipei (TW)
- (73) Assignee: **Whole Space Industries LTD**, Taipei (TW)
- (**) Term: **15 Years**
- (21) Appl. No.: **29/547,521**
- (22) Filed: **Dec. 4, 2015**
- (51) **LOC (10) Cl.** **08-05**
- (52) **U.S. Cl.**
USPC **D8/356; D8/376**
- (58) **Field of Classification Search**
USPC D8/376, 355, 363, 349, 356, 377, 382, D8/383; D6/576, 580, 579
CPC .. E06B 2009/3225; E06B 9/304; E06B 9/308; E06B 2009/3227; E06B 9/60; E06B 9/17; E06B 9/34; E06B 9/44; Y10S 160/17; Y10S 160/901; B60J 1/205; B60J 1/2069; B66D 1/39; A47H 5/06
See application file for complete search history.

- (56) **References Cited**
U.S. PATENT DOCUMENTS
- 1,557,419 A * 10/1925 Clarke A47B 65/00 211/43
- 2,031,698 A * 2/1936 Fanzoi A47B 65/00 211/43
- 2,249,441 A 7/1941 Sussman
- 2,297,834 A 10/1942 Kahookano
- 2,869,801 A 1/1959 Foster
- 3,659,676 A 5/1972 Witt
- D224,082 S * 7/1972 Kolstee D8/382

- D256,092 S * 7/1980 Stewart, Jr. D12/317
- D322,211 S * 12/1991 Gary D8/373
- 5,482,100 A 1/1996 Kuhar
- D422,886 S * 4/2000 Shea D8/354
- D432,400 S * 10/2000 Chan D11/220
- 6,825,574 B1 11/2004 Mooring
- 7,740,045 B2 6/2010 Anderson et al.
- 7,874,343 B2 1/2011 Hansen
- 8,087,445 B2 1/2012 DeWard et al.
- 8,307,879 B2 11/2012 Lin
- 8,511,364 B2 8/2013 Anderson et al.
- D705,040 S * 5/2014 Konrad D8/354
- D712,727 S * 9/2014 Geiger D8/382
- D731,876 S * 6/2015 Di Stefano D8/363
- D733,537 S * 7/2015 Di Stefano D8/363
- D740,108 S * 10/2015 Di Stefano D6/580
- D741,697 S * 10/2015 McGrath D8/382
- 2009/0283226 A1 11/2009 Cheng

(Continued)

Primary Examiner — Robert M Spear
Assistant Examiner — Eliza Bennett-Hattan
(74) *Attorney, Agent, or Firm* — Buchanan Ingersoll & Rooney PC

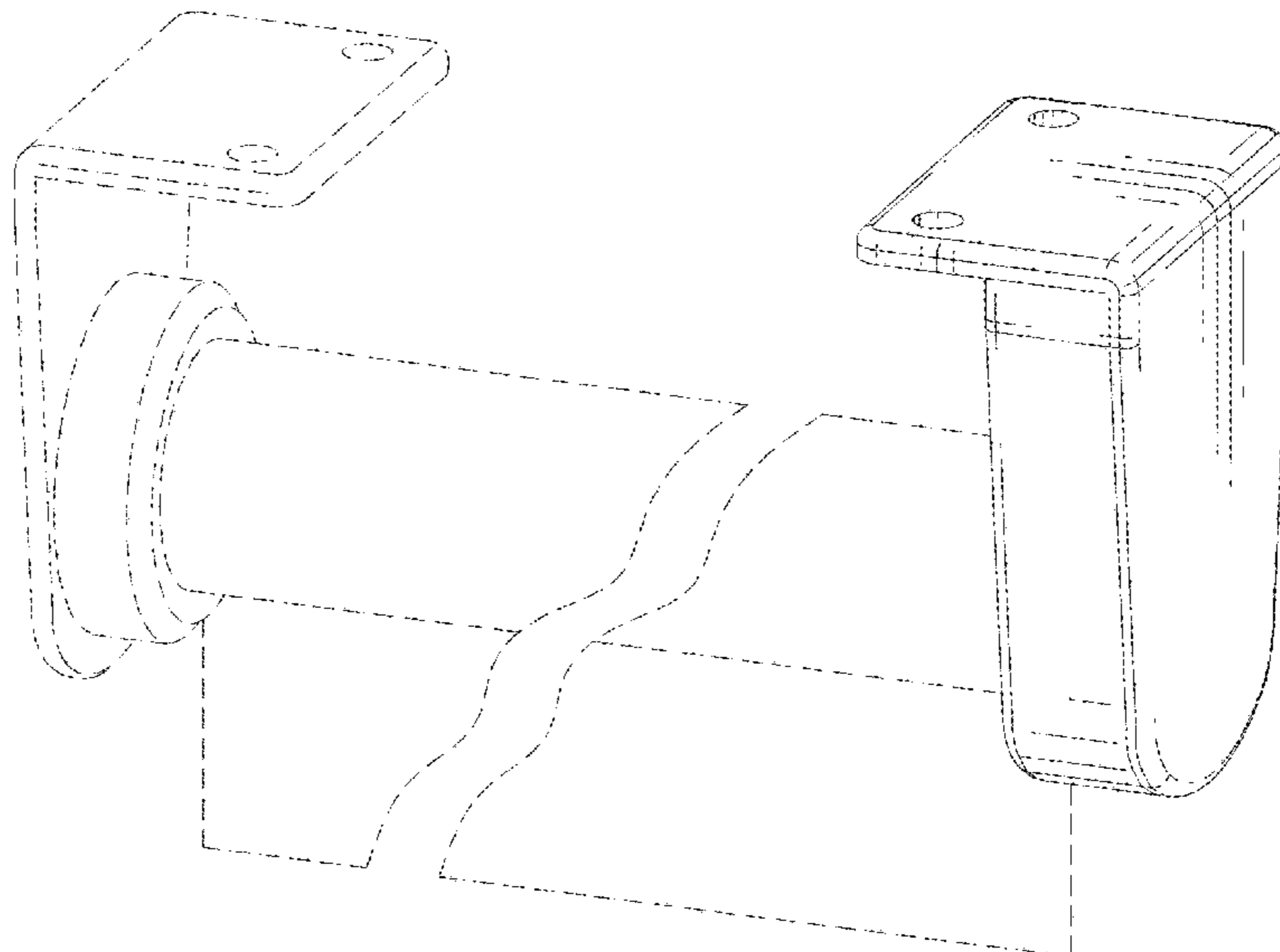
(57) **CLAIM**

The ornamental design for a spring motor housing for a window covering, as shown and described.

DESCRIPTION

FIG. 1 is perspective view of the spring motor housing for a window covering;
FIG. 2 is a front view thereof;
FIG. 3 is a rear view thereof;
FIG. 4 is a top view thereof;
FIG. 5 is a bottom view thereof; and,
FIG. 6 is a left side view thereof. The right side view thereof is a mirror image of the left side view.
The elements shown in broken lines in the drawing depict environmental subject matter only and form no part of the claimed design.

1 Claim, 3 Drawing Sheets



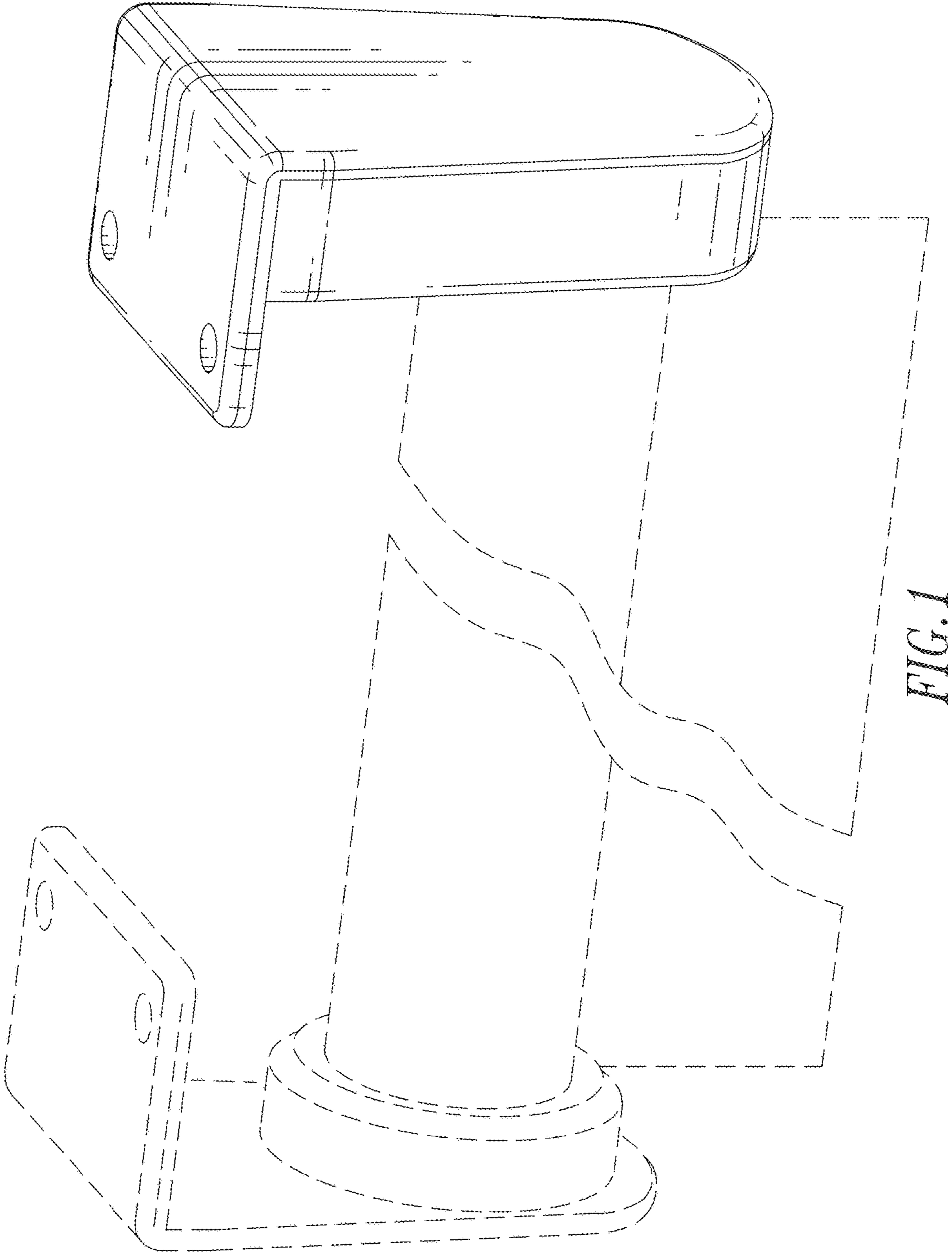
(56)

References Cited

U.S. PATENT DOCUMENTS

2011/0036516 A1 2/2011 Cheng
2014/0069595 A1 3/2014 Chen

* cited by examiner






FIG. 2

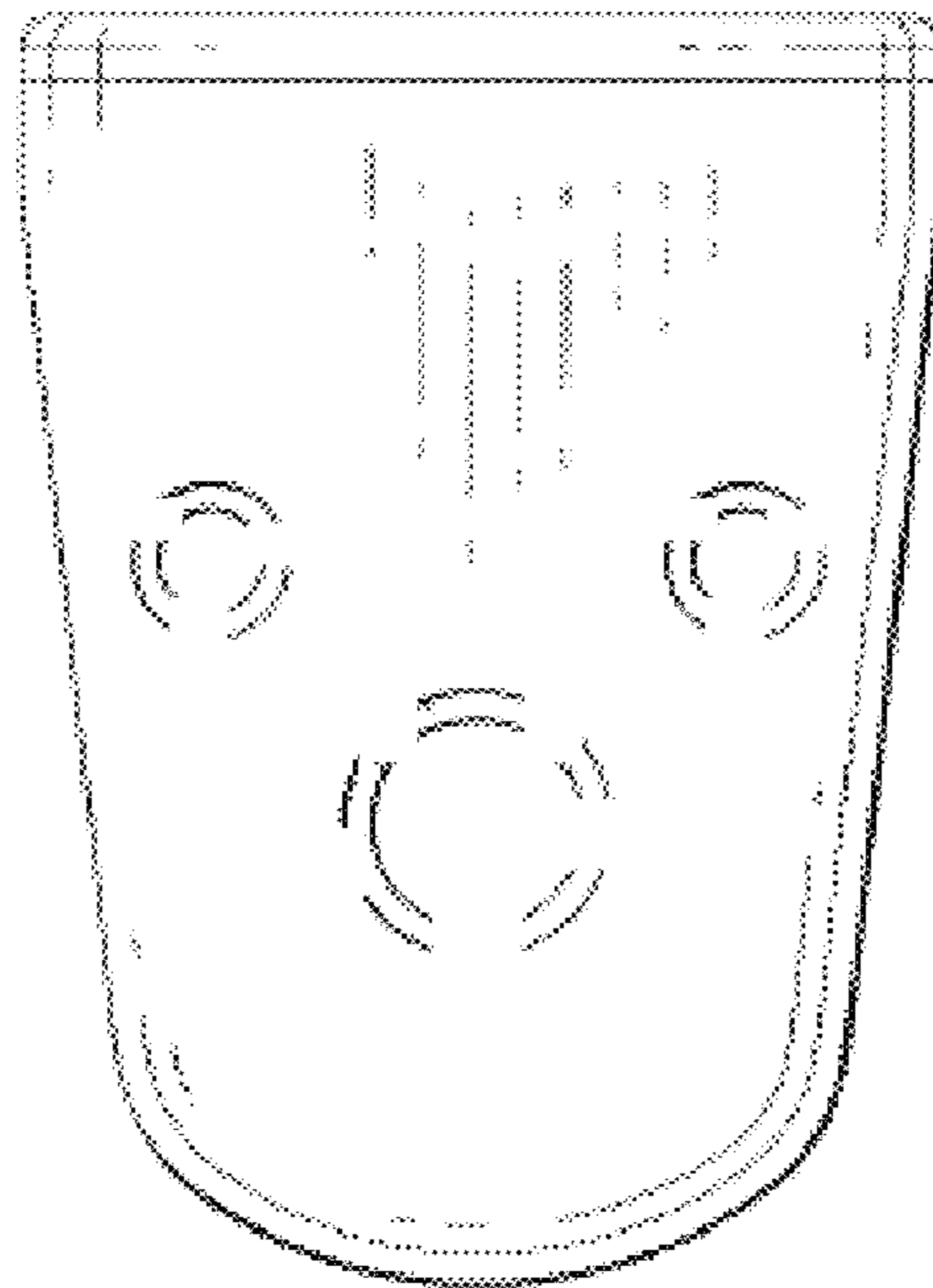


FIG. 3

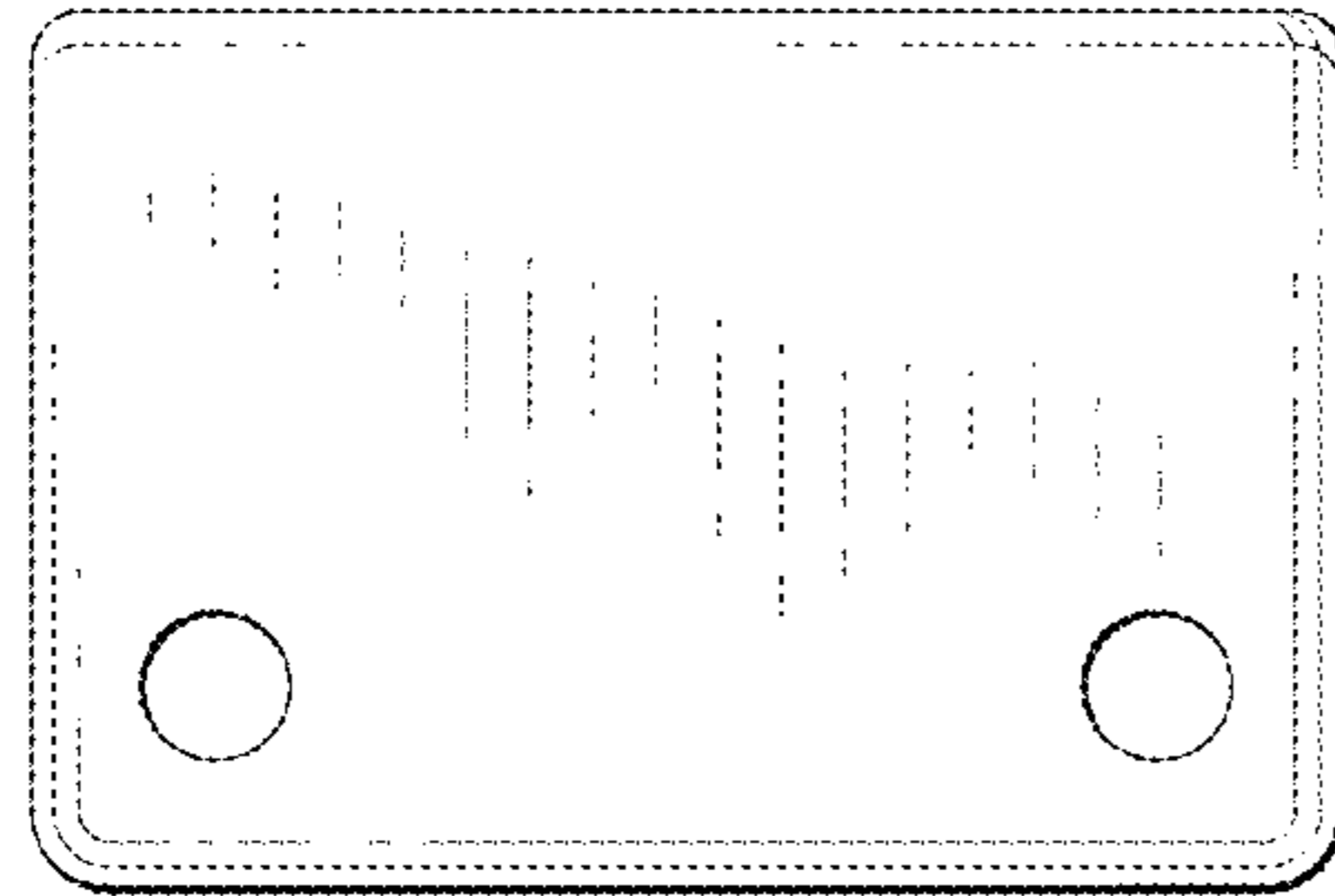


FIG. 4

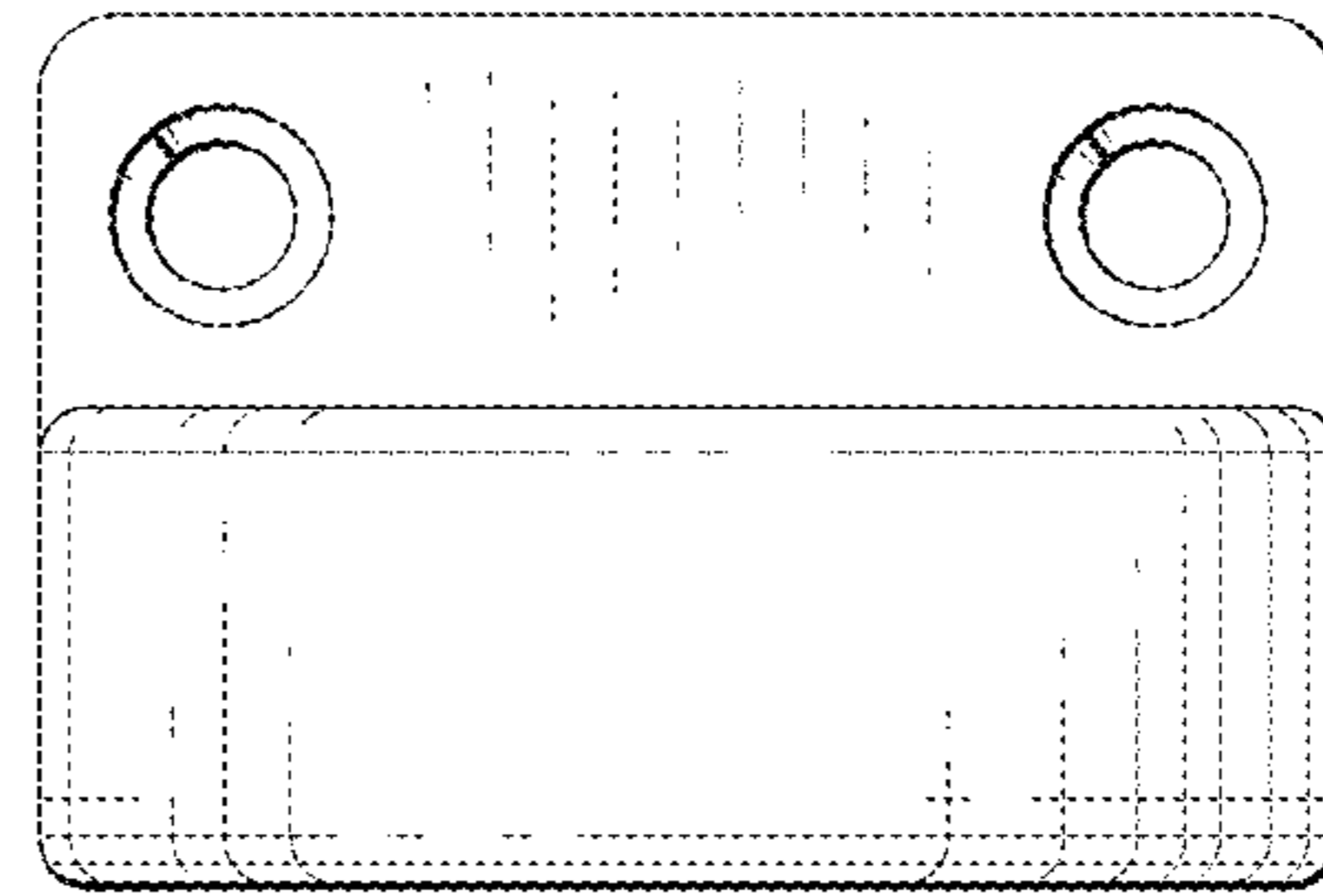


FIG. 5

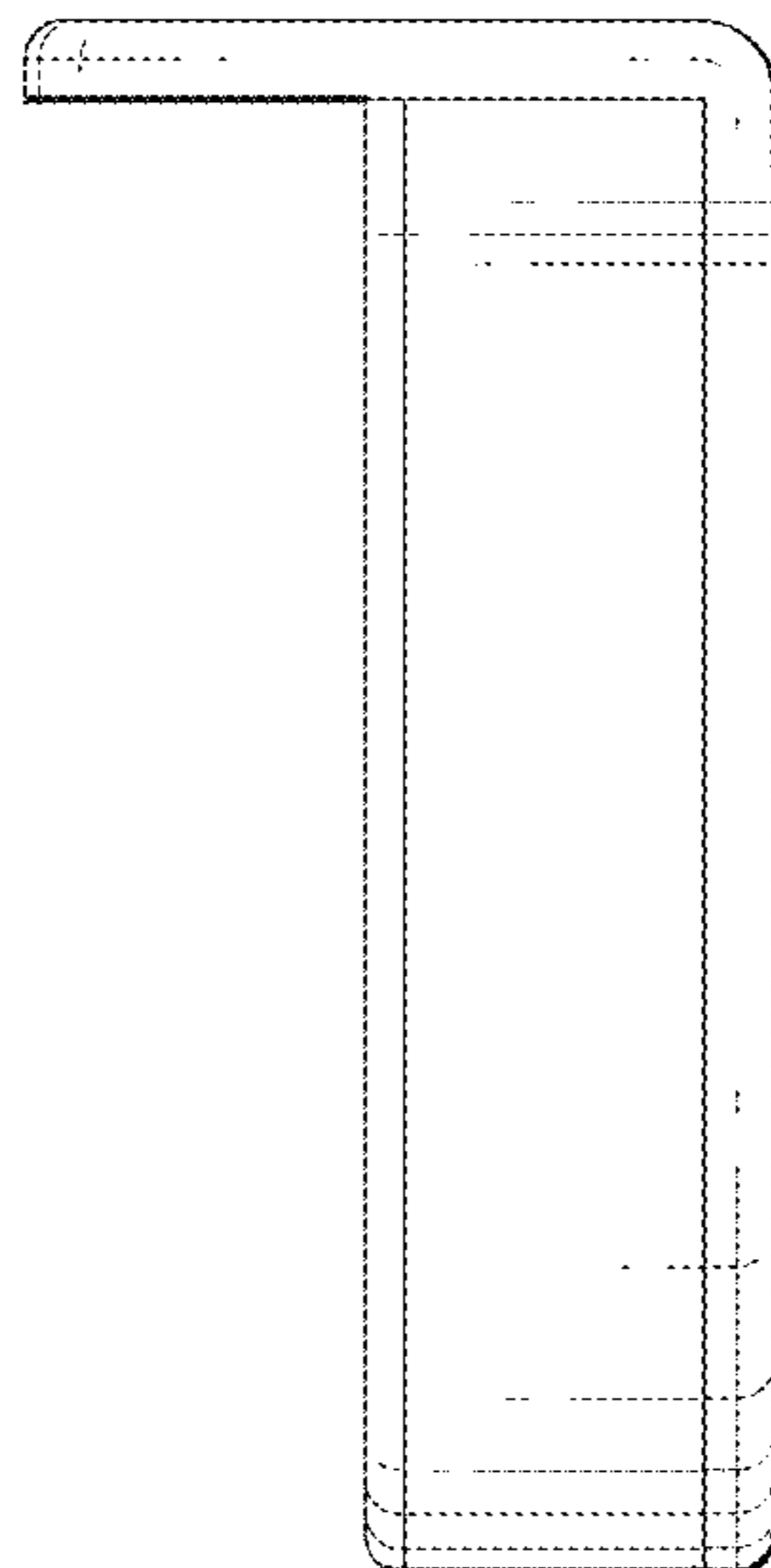


FIG. 6