



US00D791574S

(12) **United States Design Patent**
Idzkowski et al.

(10) **Patent No.:** **US D791,574 S**
(45) **Date of Patent:** **** Jul. 11, 2017**

(54) **BICYCLE THEFT DETERRENT DEVICE SHACKLE**

(71) Applicant: **SkunkLock, Inc.**, San Francisco, CA (US)

(72) Inventors: **Daniel P. Idzkowski**, San Ramon, CA (US); **Yves Perrenoud**, San Francisco, CA (US)

(73) Assignee: **SKUNKLOCK, INC.**, San Francisco, CA (US)

(**) Term: **15 Years**

(21) Appl. No.: **29/561,046**

(22) Filed: **Apr. 12, 2016**

(51) **LOC (10) Cl.** **08-07**

(52) **U.S. Cl.**
USPC **D8/343**; D8/333; D8/330; D8/334

(58) **Field of Classification Search**
USPC D8/330, 331, 333, 343, 339, 336, 349, D8/334, 354; 70/14-16, 18, 57, 25, 158, 70/163-168, 233, 38 A, 38 C, 23, 20, 30, 70/51, 57.1, 202, 203, 431, 448, 465, 70/466; 292/288, 290, 340
CPC E05B 17/00; E05B 67/00; E05B 67/06; E05B 71/00; B62H 5/20; B62H 5/00
See application file for complete search history.

(56) **References Cited**

U.S. PATENT DOCUMENTS

- 5,406,812 A * 4/1995 Jaw E05B 67/063 70/233
- D367,601 S * 3/1996 Brendel D8/333
- 5,613,387 A * 3/1997 Shieh B62H 5/00 70/225
- 5,823,021 A * 10/1998 Chang E05B 67/063 70/233

- D430,787 S * 9/2000 Liu D8/333
- 6,619,084 B2 * 9/2003 Kuo B62H 5/00 224/425
- 6,701,757 B1 * 3/2004 Vito B62H 5/00 70/18
- 7,013,686 B1 * 3/2006 Chen E05B 67/063 70/233
- D533,435 S * 12/2006 Kearns D8/334
- D572,113 S * 7/2008 Saucedo D8/339
- 9,079,626 B2 * 7/2015 Zuraski B62J 11/00
- 9,260,885 B2 * 2/2016 Asquith E05B 45/005
- 9,376,841 B2 * 6/2016 Chan E05B 67/06

* cited by examiner

Primary Examiner — Prabhakar G Deshmukh

(74) *Attorney, Agent, or Firm* — Kwan & Olynick LLP


(57) **CLAIM**

The ornamental design for a bicycle theft deterrent device shackle, as shown and described.

DESCRIPTION

The patent or application file contains a least one drawing executed in color. Copies of this patent or patent application publication with color drawing(s) will be provided by the Office upon request and payment of the necessary fee.
FIG. 1 is a perspective view of a bicycle theft deterrent device shackle showing front, top, and right sides;
FIG. 2 is a perspective view of a bicycle theft deterrent device shackle showing front, bottom, and left sides;
FIG. 3 is a top view thereof;
FIG. 4 is a bottom view thereof
FIG. 5 is a rear view thereof;
FIG. 6 is a front view thereof;
FIG. 7 is a right side view thereof; and,
FIG. 8 is a left side view thereof.

1 Claim, 8 Drawing Sheets
(8 of 8 Drawing Sheet(s) Filed in Color)






FIG. 1




FIG. 2




FIG. 3




FIG. 4




FIG. 5




FIG. 6




FIG. 7




FIG. 8