



US00D791548S

(12) **United States Design Patent**
Liljedahl

(10) **Patent No.:** **US D791,548 S**

(45) **Date of Patent:** **** *Jul. 11, 2017**

(54) **VACUUM MUG**

(71) Applicant: **Fenix Outdoor AB**, Örnköldsvik (SE)

(72) Inventor: **Niklas Liljedahl**, Stockholm (SE)

(73) Assignee: **Fenix Outdoor AB**, Ornskoldsvik (SE)

(*) Notice: This patent is subject to a terminal disclaimer.

(**) Term: **14 Years**

(21) Appl. No.: **29/501,360**

(22) Filed: **Sep. 3, 2014**

(30) **Foreign Application Priority Data**

Jul. 3, 2014 (EM) 002 496 034

(51) **LOC (10) Cl.** **07-01**

(52) **U.S. Cl.**
USPC **D7/608**

(58) **Field of Classification Search**
USPC D7/605-608, 509-511; D9/509-511,
D9/516, 434, 575; 215/12.1, 12.2, 13.1;
220/715, 568, 212.5, 326, 713, 718, 570,
220/547

CPC A47G 19/22; B01F 11/00; B65D 25/28;
B65D 50/02

See application file for complete search history.

(56) **References Cited**

U.S. PATENT DOCUMENTS

D49,139 S * 6/1916 Curtiss D7/608
D51,002 S * 7/1917 Smith D7/608

D93,437 S * 10/1934 Ball D7/608
D422,179 S * 4/2000 Stephenson D7/510
D500,231 S * 12/2004 Ward D7/608
D530,153 S * 10/2006 Karp D7/510
D534,770 S * 1/2007 Gluck D7/510
D587,115 S * 2/2009 Capretta D9/434
D587,533 S * 3/2009 Carreno D7/608
D652,682 S * 1/2012 Eyal D7/510
D700,018 S * 2/2014 Thrash D7/608
D727,102 S * 4/2015 Eyal D7/510
D752,391 S * 3/2016 Hatherell D7/510
D754,999 S * 5/2016 Gamelli D7/300.1

OTHER PUBLICATIONS

Primus, Trailbreak Vacuum Mug 0,35 L, publication date unknown, [site visited Jun. 8, 2016], Available on the Internet URL:<<http://www.primus.eu/trailbreak-vacuum-mug-0-35l-stainless>>.*

* cited by examiner

Primary Examiner — Susan Bennett Hattan

Assistant Examiner — S. Bryan Reinholdt, Jr.

(74) *Attorney, Agent, or Firm* — Jeffer Mangels Butler & Mitchell LLP

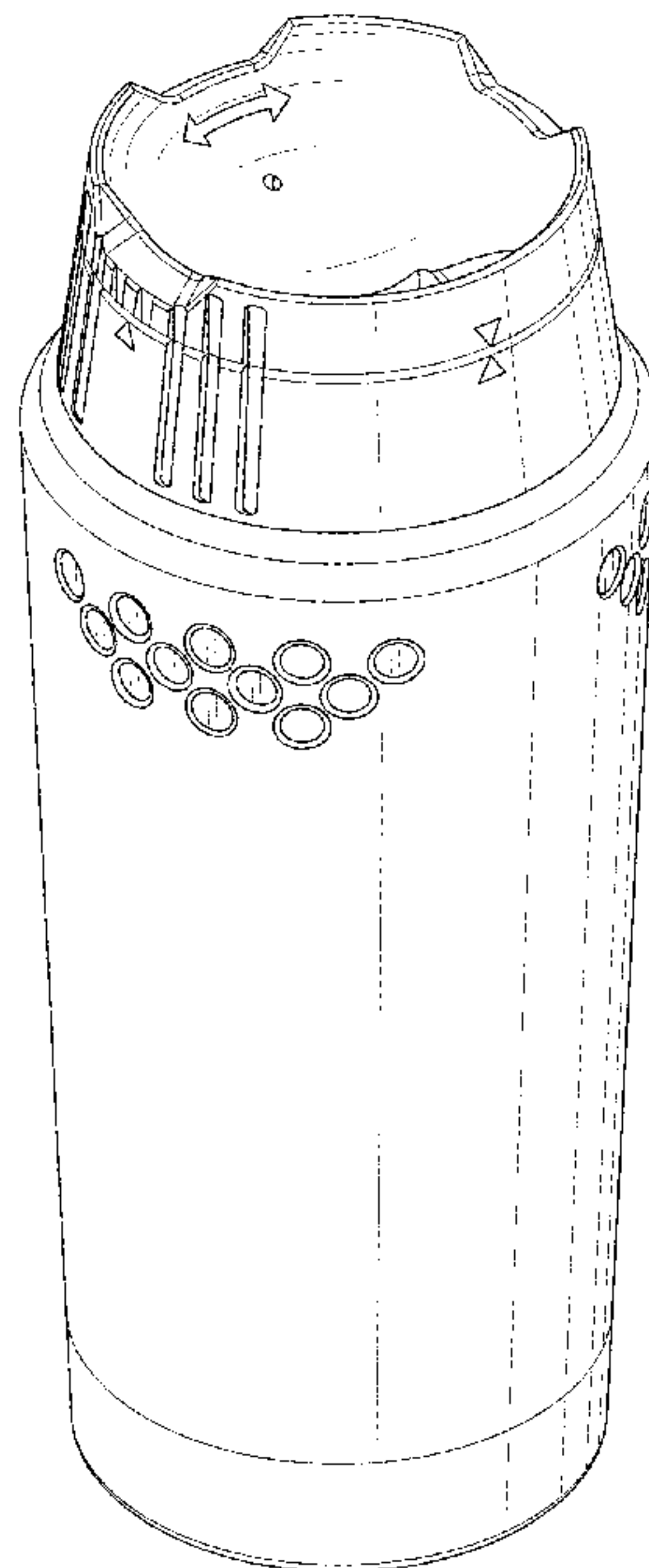
(57) **CLAIM**

The ornamental design for a vacuum mug, as shown and described.

DESCRIPTION

FIG. 1 is a perspective view of my new design.
FIG. 2 is a top view of my new design.
FIG. 3 is a right side view of my new design.
FIG. 4 is a left side view of my new design; and,
FIG. 5 is a front view of my new design.

1 Claim, 5 Drawing Sheets



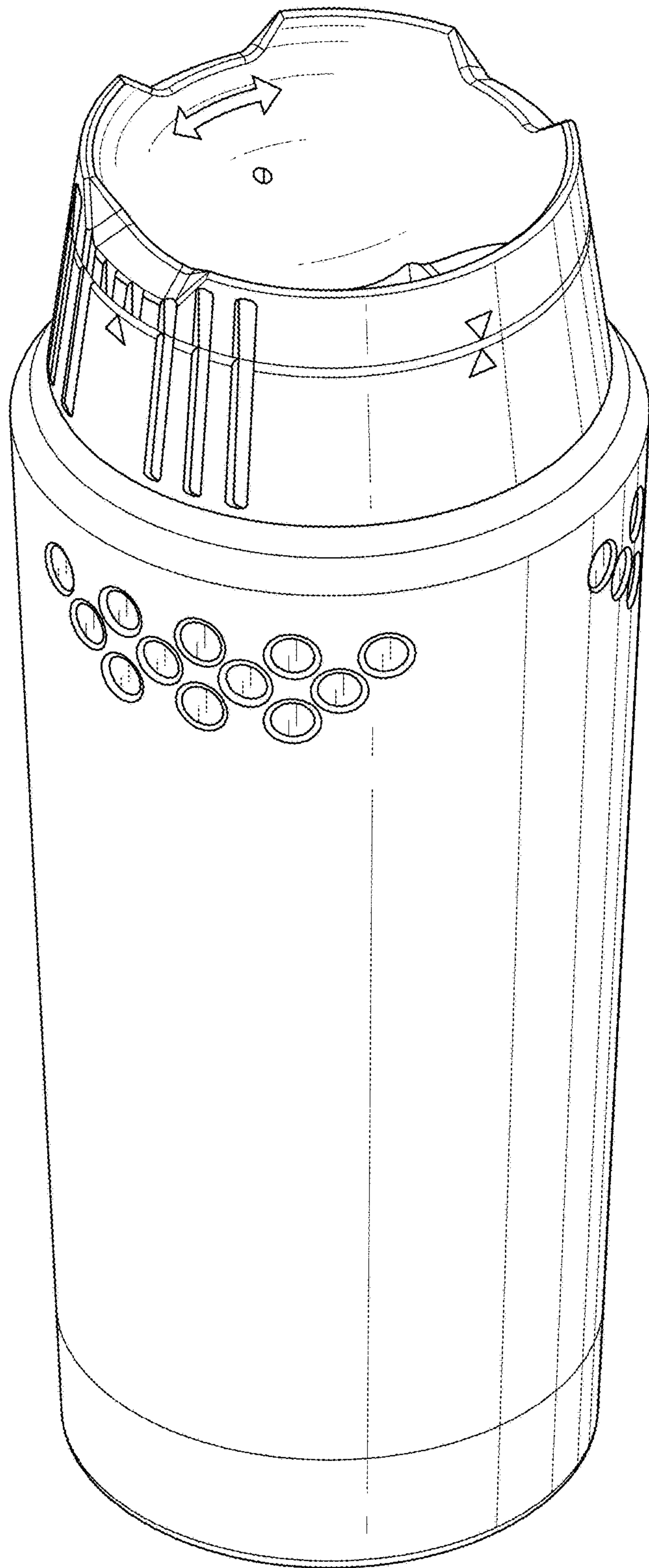


FIG. 1

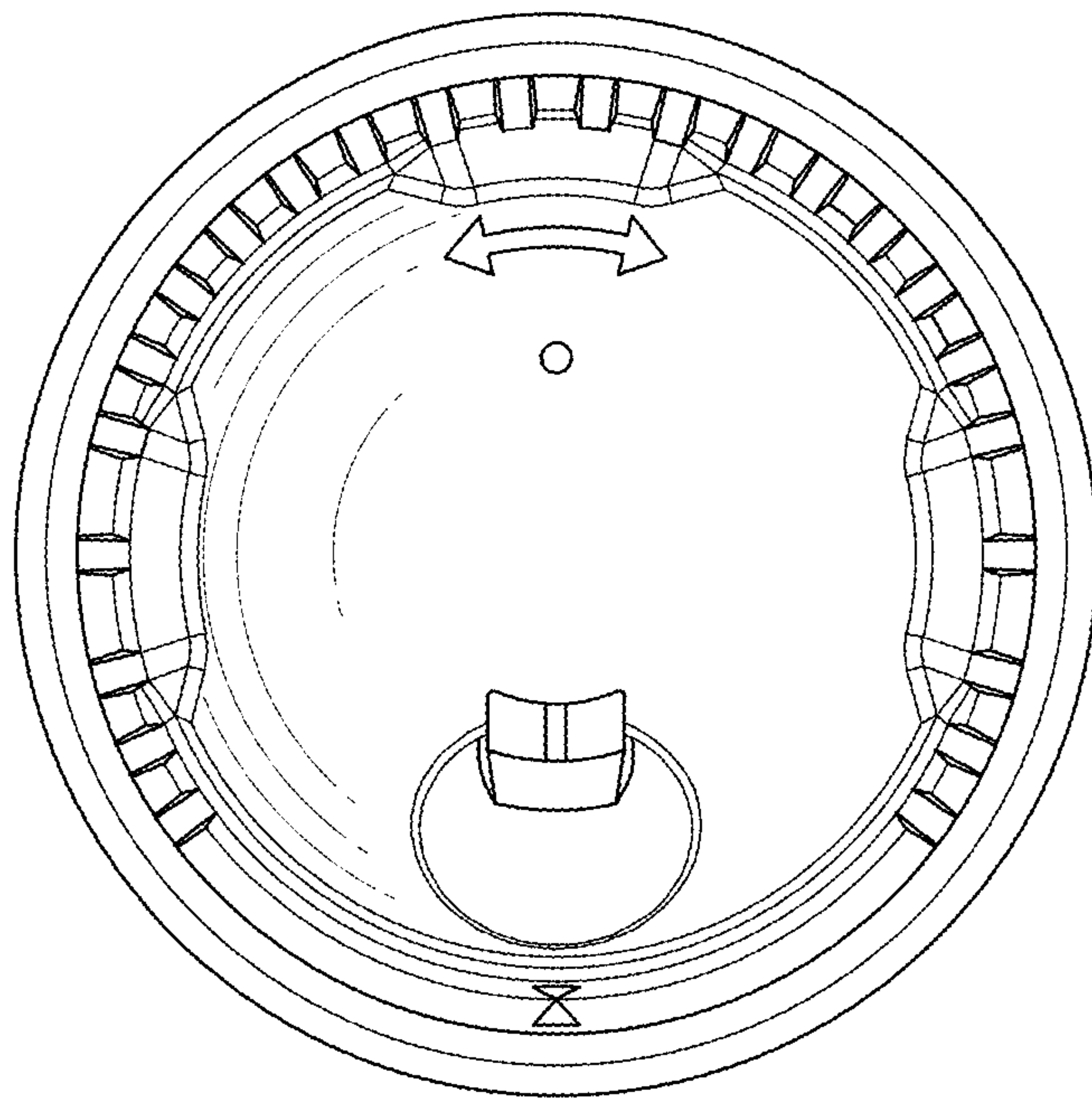


FIG. 2




FIG. 3




FIG. 4




FIG. 5