



US00D791546S

(12) **United States Design Patent**  
**Howell**

(10) **Patent No.:** **US D791,546 S**

(45) **Date of Patent:** **\*\* Jul. 11, 2017**

(54) **BOWL**

(71) Applicant: **Lindie Jo Howell**, Ochlocknee, GA  
(US)

(72) Inventor: **Lindie Jo Howell**, Ochlocknee, GA  
(US)

(\*\*) Term: **15 Years**

(21) Appl. No.: **29/556,699**

(22) Filed: **Mar. 2, 2016**

(51) **LOC (10) Cl.** ..... **07-01**

(52) **U.S. Cl.**  
USPC ..... **D7/584**

(58) **Field of Classification Search**  
USPC ..... D7/584, 500, 570, 566, 565, 557, 552.2,  
D7/503, 538, 543, 553.6; D3/306;  
217/122; 147/18; 220/23.83, 574.1, 574  
CPC ..... A47G 19/02; A47G 19/025  
See application file for complete search history.

(56) **References Cited**

U.S. PATENT DOCUMENTS

D37,604 S *	10/1905	Fletcher	.....	D7/531
D43,852 S *	4/1913	Sanford	.....	D26/134
D67,095 S *	4/1925	Oldham	.....	D26/136
D69,929 S *	4/1926	Zimmerman	.....	119/463
D338,375 S *	8/1993	Andress	.....	D7/560
D385,749 S *	11/1997	Ebrahim	.....	D7/560
D443,683 S *	6/2001	Freeman	.....	D23/293.1
D455,608 S *	4/2002	McWilliams	.....	D7/400
D460,663 S *	7/2002	Seager	.....	D7/565
D468,202 S *	1/2003	Chou	.....	D9/425

D479,672 S *	9/2003	Wichmann	.....	D7/565
D511,437 S *	11/2005	Brown	.....	D7/566
D543,787 S *	6/2007	Wasserman	.....	D7/565
D545,113 S *	6/2007	Lion	.....	D7/354
D548,530 S *	8/2007	Dien	.....	D7/560
D551,510 S *	9/2007	Serra	.....	D7/500
D551,909 S *	10/2007	Eide	.....	D7/560
D563,729 S *	3/2008	Eide	.....	D7/584
D575,589 S *	8/2008	Fadda	.....	D7/584
D675,479 S *	2/2013	Phillips	.....	D7/507
D681,448 S *	5/2013	O'Malley	.....	D9/429
D694,586 S *	12/2013	Miller	.....	D7/587
D699,078 S *	2/2014	Katterheinrich	.....	D7/587
D763,626 S *	8/2016	Westrick	.....	D7/584
D770,231 S *	11/2016	Hume	.....	D7/523
2007/0284426 A1 *	12/2007	Lo	.....	B65D 81/3869 229/403

\* cited by examiner

*Primary Examiner* — Cynthia Underwood  
(74) *Attorney, Agent, or Firm* — Brian D. Bellamy


(57) **CLAIM**


The ornamental design for a bowl, as shown.

**DESCRIPTION**


FIG. 1 is a perspective view of a bowl showing my new design;  
FIG. 2 is a left side view thereof;  
FIG. 3 is a right side view thereof;  
FIG. 4 is a front side view thereof;  
FIG. 5 is a rear side view thereof;  
FIG. 6 is a top view thereof; and,  
FIG. 7 is a bottom view thereof.

**1 Claim, 4 Drawing Sheets**







*Fig. 1*




*Fig. 2*



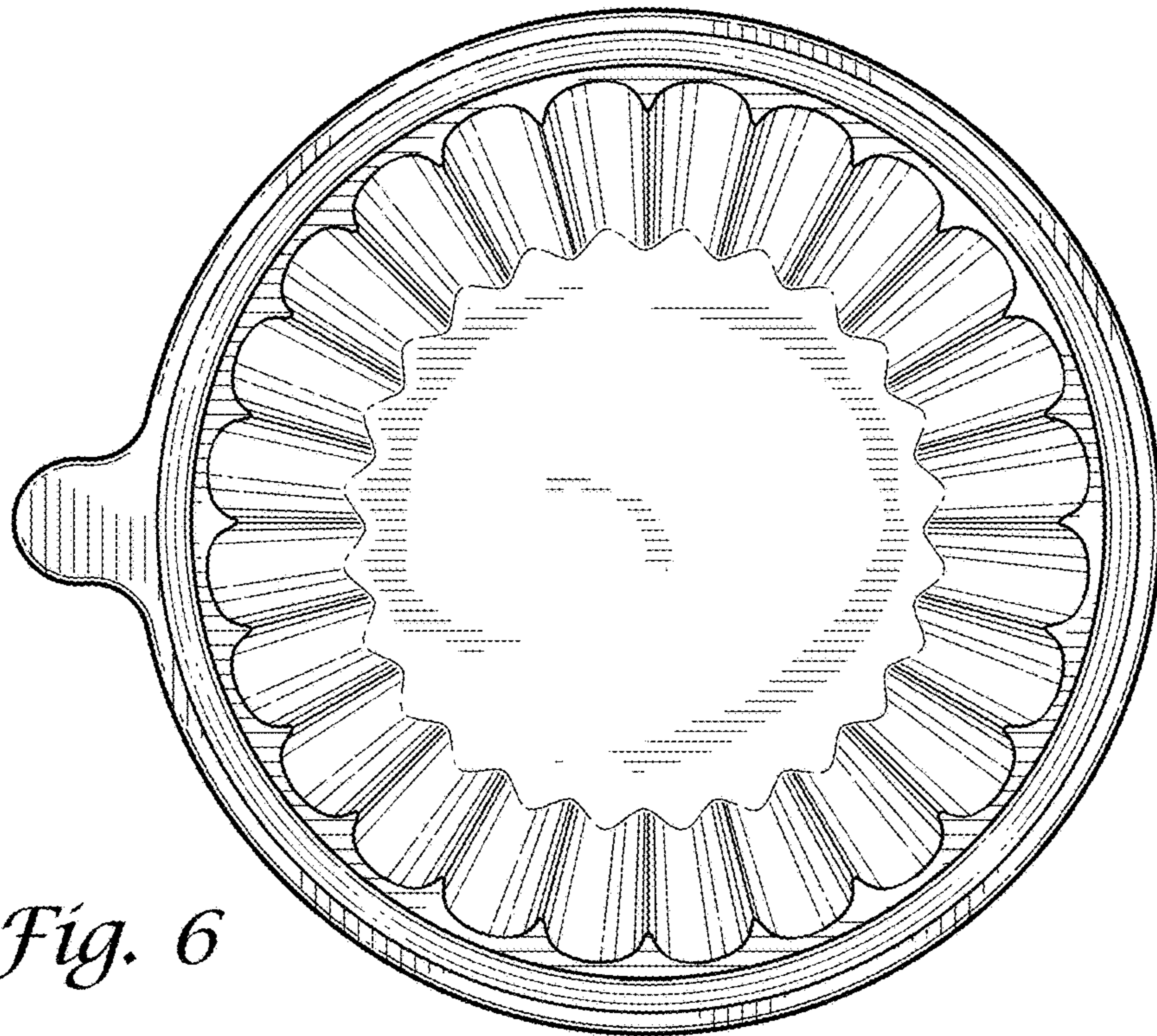
*Fig. 3*



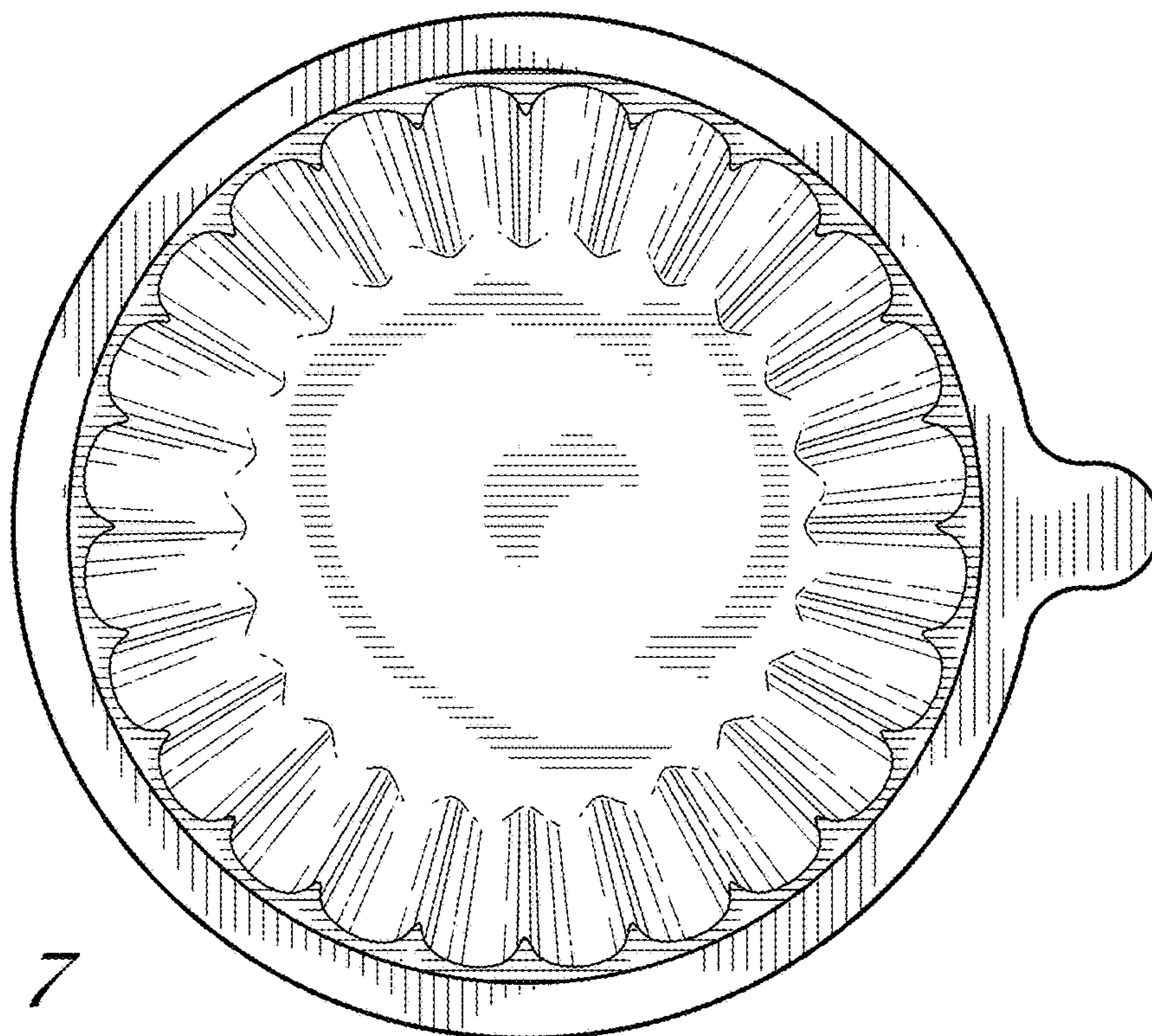
*Fig. 4*



*Fig. 5*



*Fig. 6*



*Fig. 7*