



US00D791545S

(12) **United States Design Patent** (10) **Patent No.:** **US D791,545 S**
Li (45) **Date of Patent:** **** Jul. 11, 2017**

(54) **CIRCULAR CONTAINER**
(71) Applicant: **Yu-Nien Li**, Taichung (TW)
(72) Inventor: **Yu-Nien Li**, Taichung (TW)
(**) Term: **15 Years**
(21) Appl. No.: **29/539,151**
(22) Filed: **Sep. 11, 2015**
(51) **LOC (10) Cl.** **07-01**
(52) **U.S. Cl.**
USPC **D7/554.2**
(58) **Field of Classification Search**
USPC D7/550.1, 553.6, 553.7, 554.2, 554.4;
D6/672, 677, 677.4; D9/755, 760
CPC B65D 21/02; B65D 1/34; A47G 23/06
See application file for complete search history.

D538,108 S * 3/2007 McMullin D7/543
D587,165 S * 2/2009 White D11/152
D646,931 S * 10/2011 Chen D7/554.2
D648,976 S * 11/2011 Thurlow D7/354
D653,072 S * 1/2012 Schneider D7/354
D666,458 S * 9/2012 Montgomery D7/586
8,651,366 B2 * 2/2014 Littlejohn B31B 43/00
220/574
D751,456 S * 3/2016 Pettigrew D11/152
2002/0179612 A1 * 12/2002 Toussant B65D 1/34
220/574
2015/0335181 A1 * 11/2015 Martin A47G 19/025
206/457

* cited by examiner

Primary Examiner — Kelley Donnelly

(57) **CLAIM**

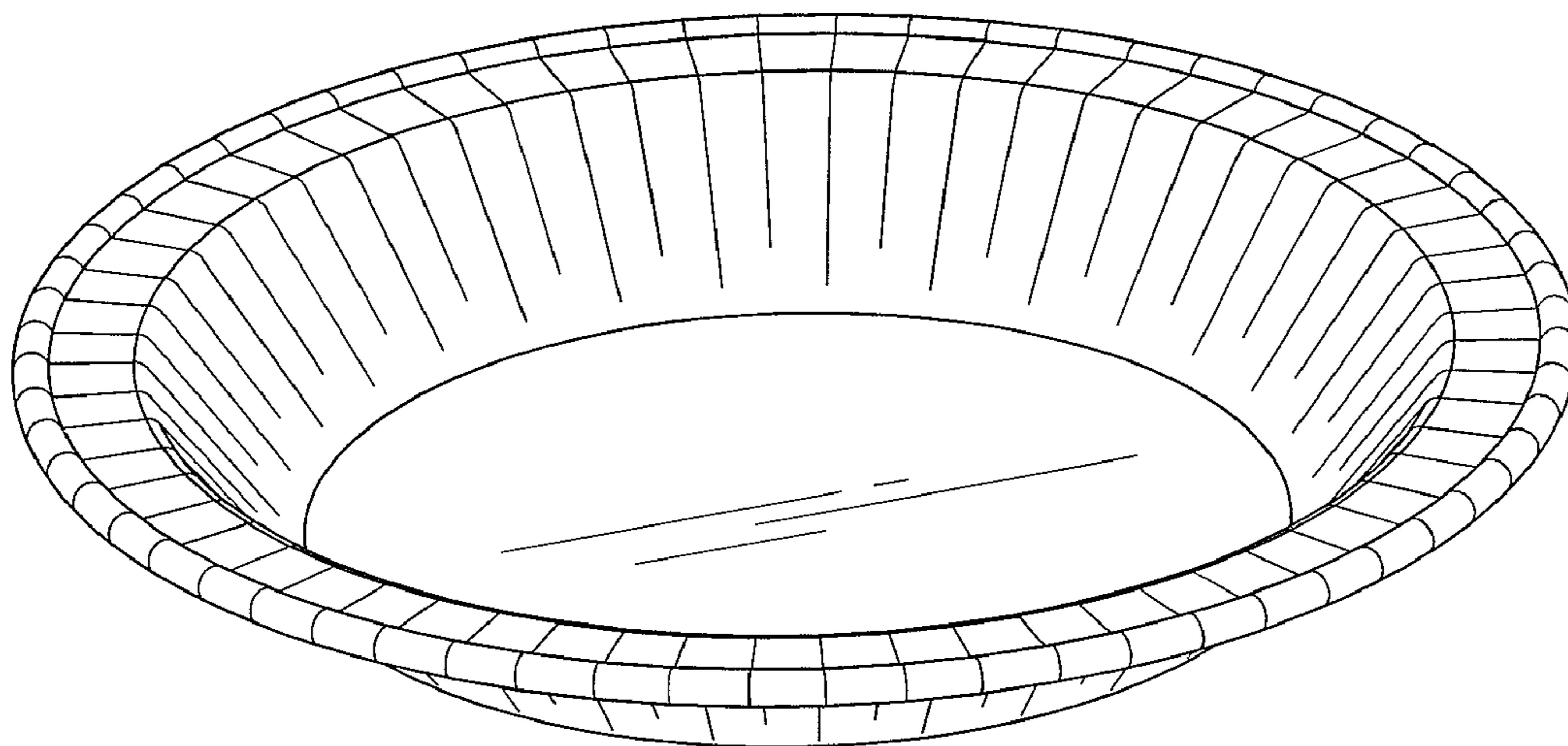
I claim the ornamental design for a circular container, as shown and described.

DESCRIPTION

FIG. 1 is a perspective view of a circular container showing my new design;
FIG. 2 is a front view thereof;
FIG. 3 is a rear view thereof;
FIG. 4 is a left side view thereof;
FIG. 5 is a right side view thereof;
FIG. 6 is a top plan view thereof; and
FIG. 7 is a bottom plan view thereof; and,
FIG. 8 is a sectional view thereof according to section line 8-8 in FIG. 6.

1 Claim, 8 Drawing Sheets

(56) **References Cited**
U.S. PATENT DOCUMENTS
D338,136 S * 8/1993 Melamed D7/585
D404,614 S * 1/1999 Indekeu D7/543
D416,445 S * 11/1999 Henry D7/354
D429,446 S * 8/2000 Toussant D7/545
D472,770 S * 4/2003 Wellner D7/545
6,715,630 B2 * 4/2004 Littlejohn A47G 19/03
220/573
D504,282 S * 4/2005 McMullin D7/543
D525,083 S * 7/2006 Hayes D7/554.2
D528,867 S * 9/2006 Hayes D7/554.2
D533,031 S * 12/2006 Hayes D7/554.2



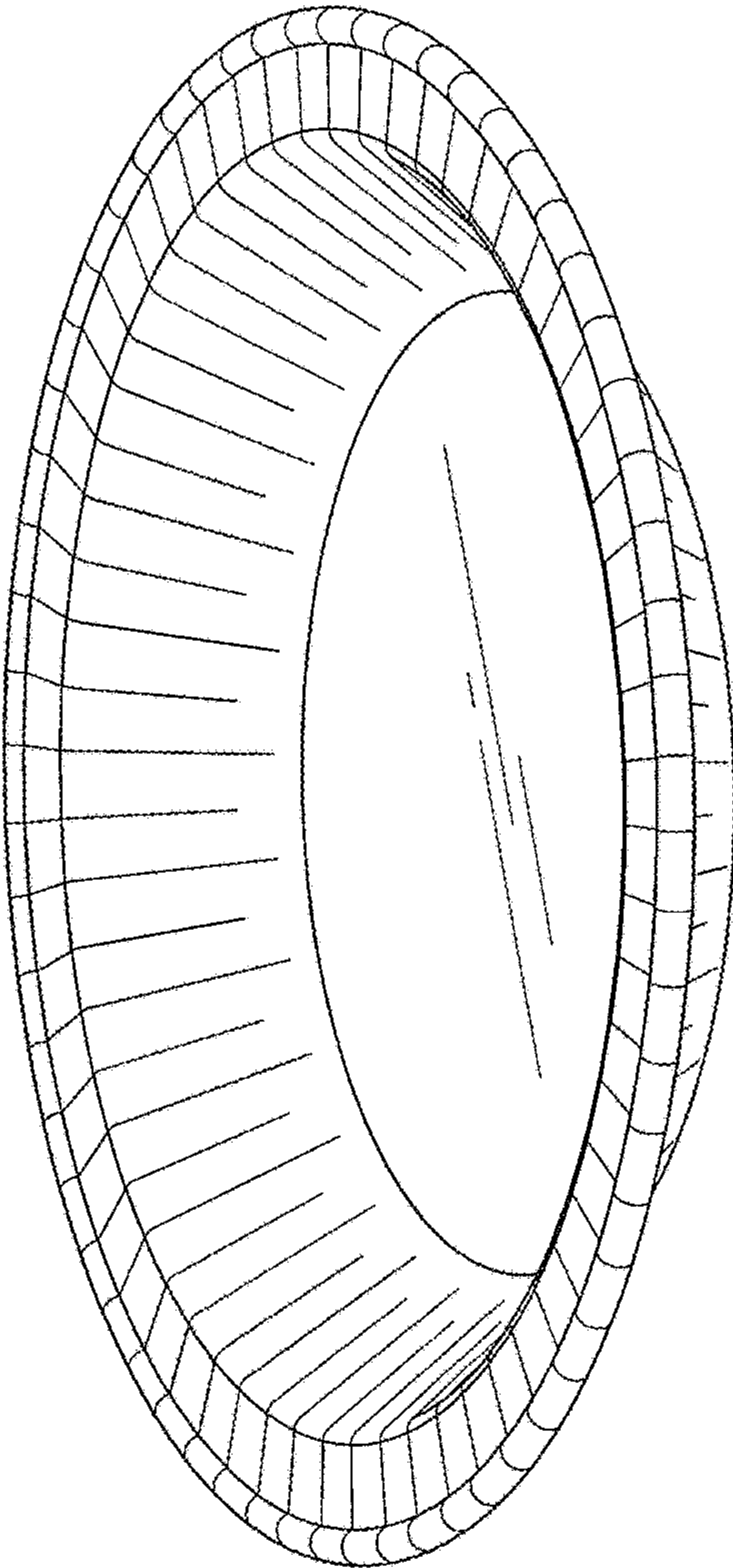


FIG. 1

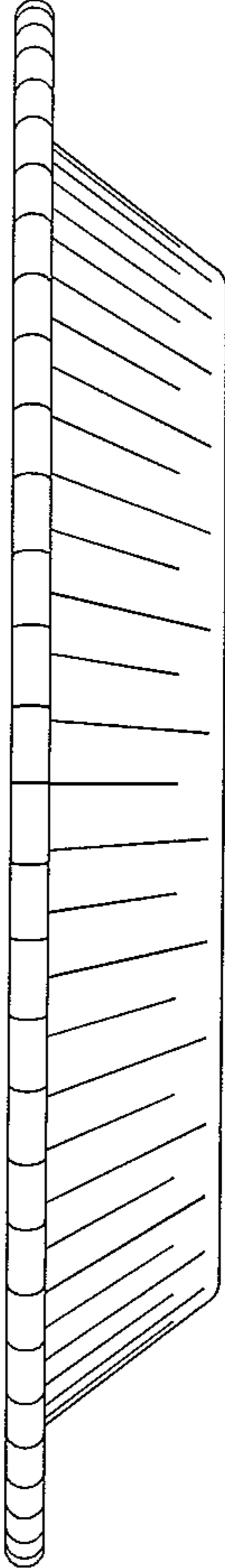


FIG. 2

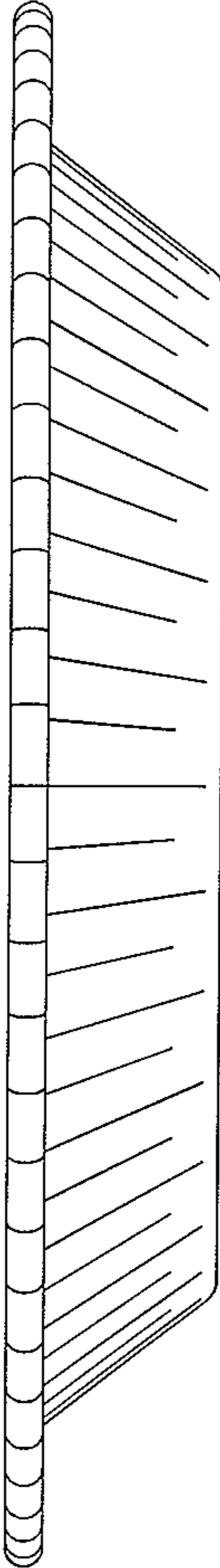


FIG. 3

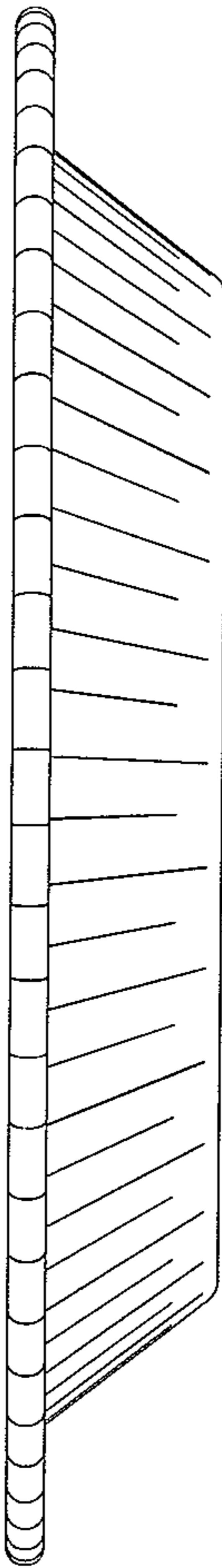


FIG. 4

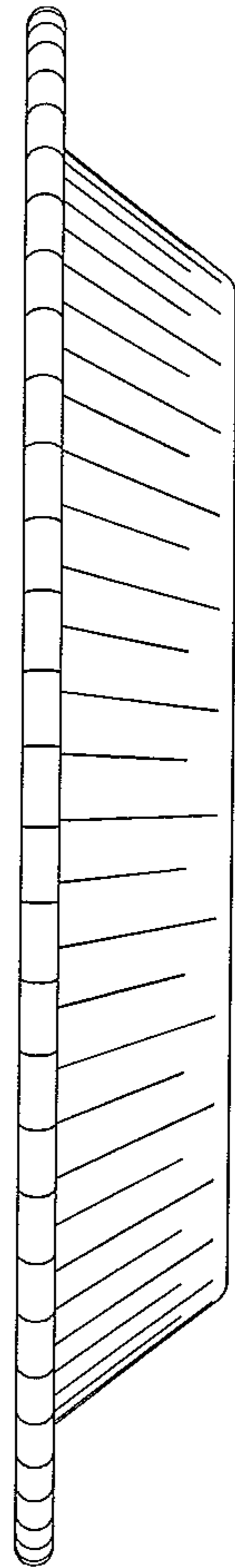


FIG. 5

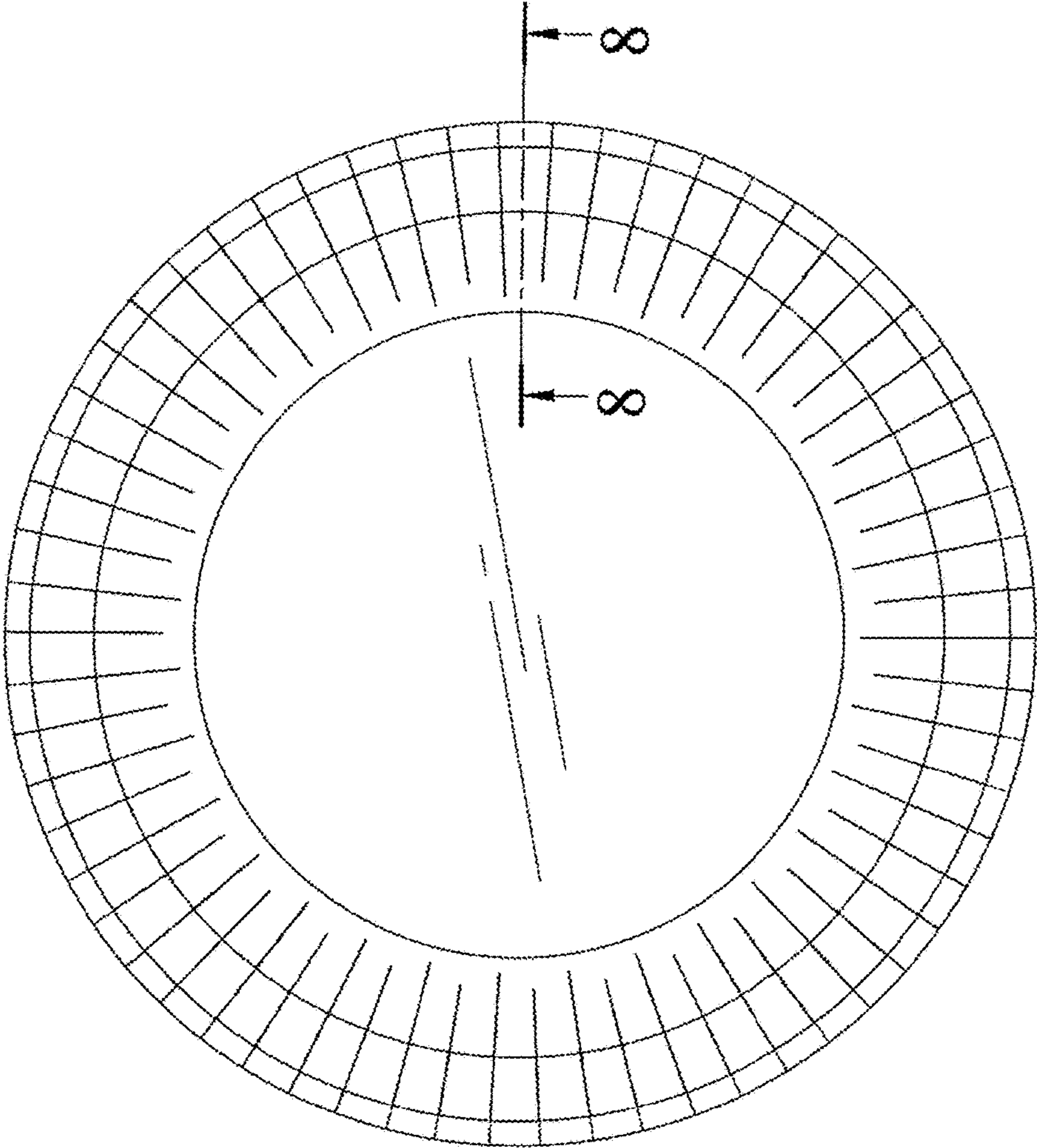


FIG. 6

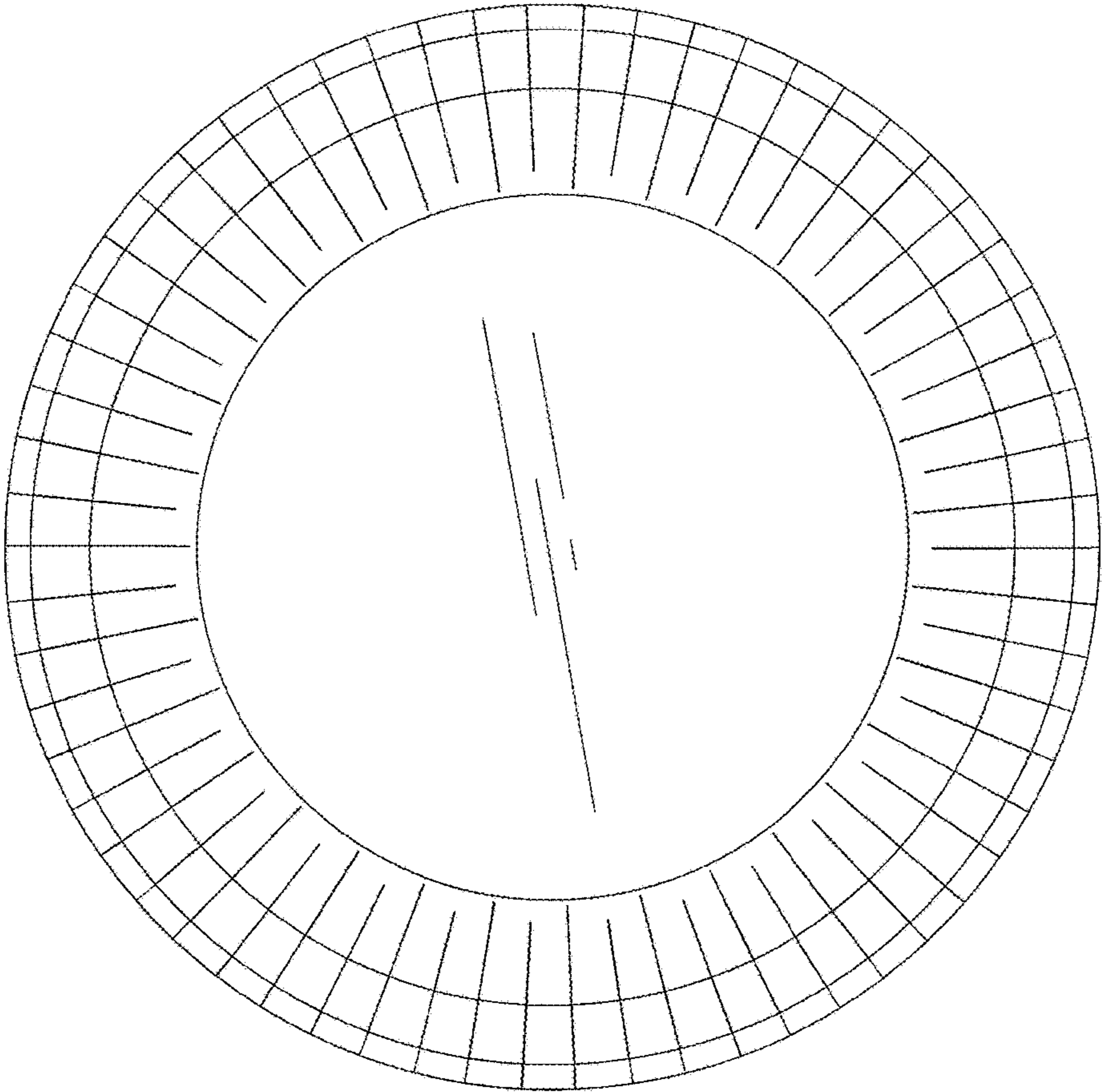


FIG. 7

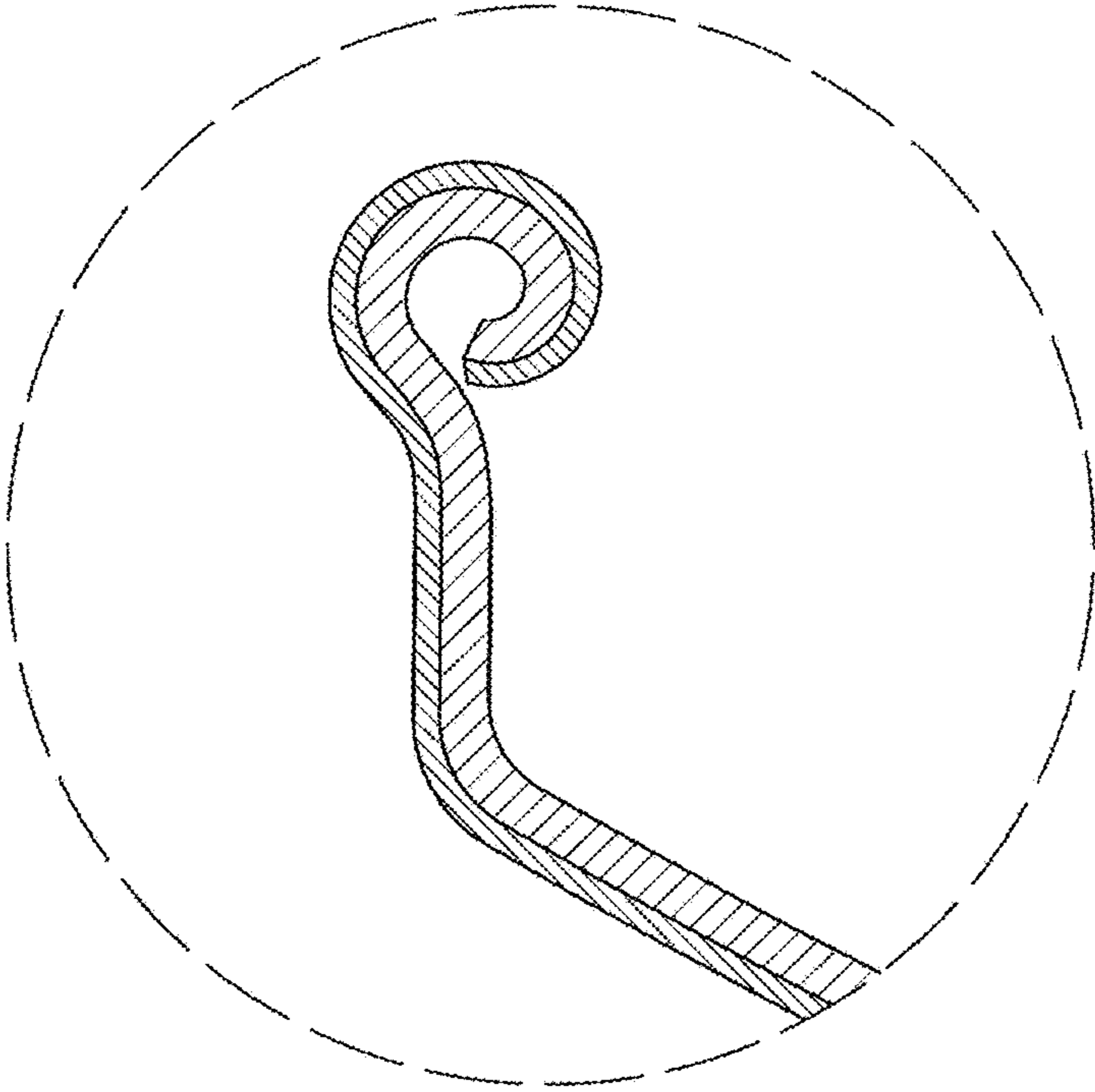


FIG. 8