



US00D791534S

(12) **United States Design Patent** (10) **Patent No.:** **US D791,534 S**
Bueno (45) **Date of Patent:** **** Jul. 11, 2017**

(54) **CAPSULE**
(71) Applicant: **SPARKLING DRINK SYSTEMS INNOVATION CENTER INTERNATIONAL SAS**, Boulogne Billancourt (FR)
(72) Inventor: **Serge Bueno**, Boulogne Billancourt (FR)
(73) Assignee: **SPARKLING DRINK SYSTEMS INNOVATION CENTER INTERNATIONAL SAS**, Boulogne Billancourt (FR)

D598,743 S * 8/2009 LaMasney D7/316
D607,727 S * 1/2010 Takata D9/428
D671,403 S * 11/2012 Ronan D9/423
D693,687 S * 11/2013 Karay D7/540
D698,649 S * 2/2014 Quint D7/400
2012/0055832 A1* 3/2012 Riethmueller B29C 51/16
206/499
2012/0276264 A1* 11/2012 Rivera A47J 31/0689
426/433
2013/0008916 A1* 1/2013 Russo, Jr. B65D 43/022
220/793
2013/0052385 A1* 2/2013 Leser C08J 9/0023
428/36.92

(**) Term: **15 Years**

(21) Appl. No.: **29/527,607**

(22) Filed: **May 20, 2015**

(30) **Foreign Application Priority Data**

Nov. 21, 2014 (CN) 2014 3 0464716

(51) **LOC (10) Cl.** **07-99**

(52) **U.S. Cl.**
USPC **D7/400**

(58) **Field of Classification Search**
USPC D7/400, 601, 602, 619.1, 629, 630, 641;
D9/414, 424, 425, 428, 502-504, 549,
D9/558; 215/379, 382, 400; 220/660,
220/669-673, 675; 222/548; 239/58
CPC A47J 31/22; A47J 31/36; A47J 31/3628;
B29C 43/20; B65D 85/62; B65D
85/8043; B65D 85/804

See application file for complete search history.

(56) **References Cited**

U.S. PATENT DOCUMENTS

D244,562 S * 5/1977 Hagglund D9/521
D567,021 S * 4/2008 Bach D7/387

FOREIGN PATENT DOCUMENTS

CN WO2012142949 * 10/2012 A47J 31/44
ES 2385235 * 7/2012 B65D 85/804

* cited by examiner

Primary Examiner — Ian Simmons

Assistant Examiner — Janice Lim

(74) *Attorney, Agent, or Firm* — Oblon, McClelland, Maier & Neustadt, L.L.P.

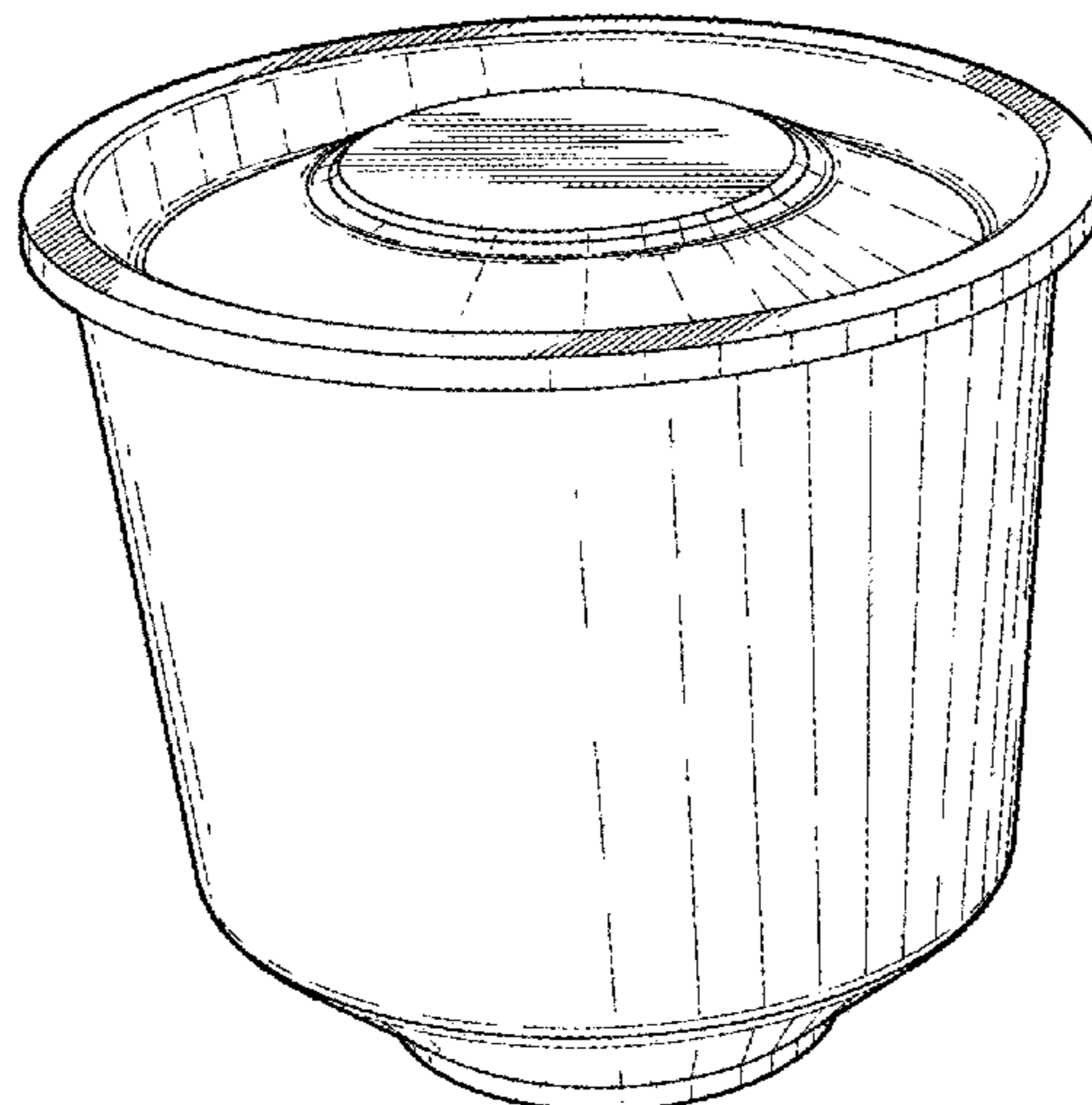
(57) **CLAIM**

The ornamental design for a capsule, as shown and described.

DESCRIPTION

FIG. 1 is a front elevational view of a capsule, showing my new design;
FIG. 2 is a rear elevational view thereof, and the left and right side elevational views being the same as the front and rear elevational views and mirror images of each other;
FIG. 3 is a top plan view thereof;
FIG. 4 is a bottom plan view thereof; and,
FIG. 5 is a top perspective view thereof.
The broken line portions in FIG. 4 show unclaimed subject matter only and form no part of the claimed design.

1 Claim, 5 Drawing Sheets



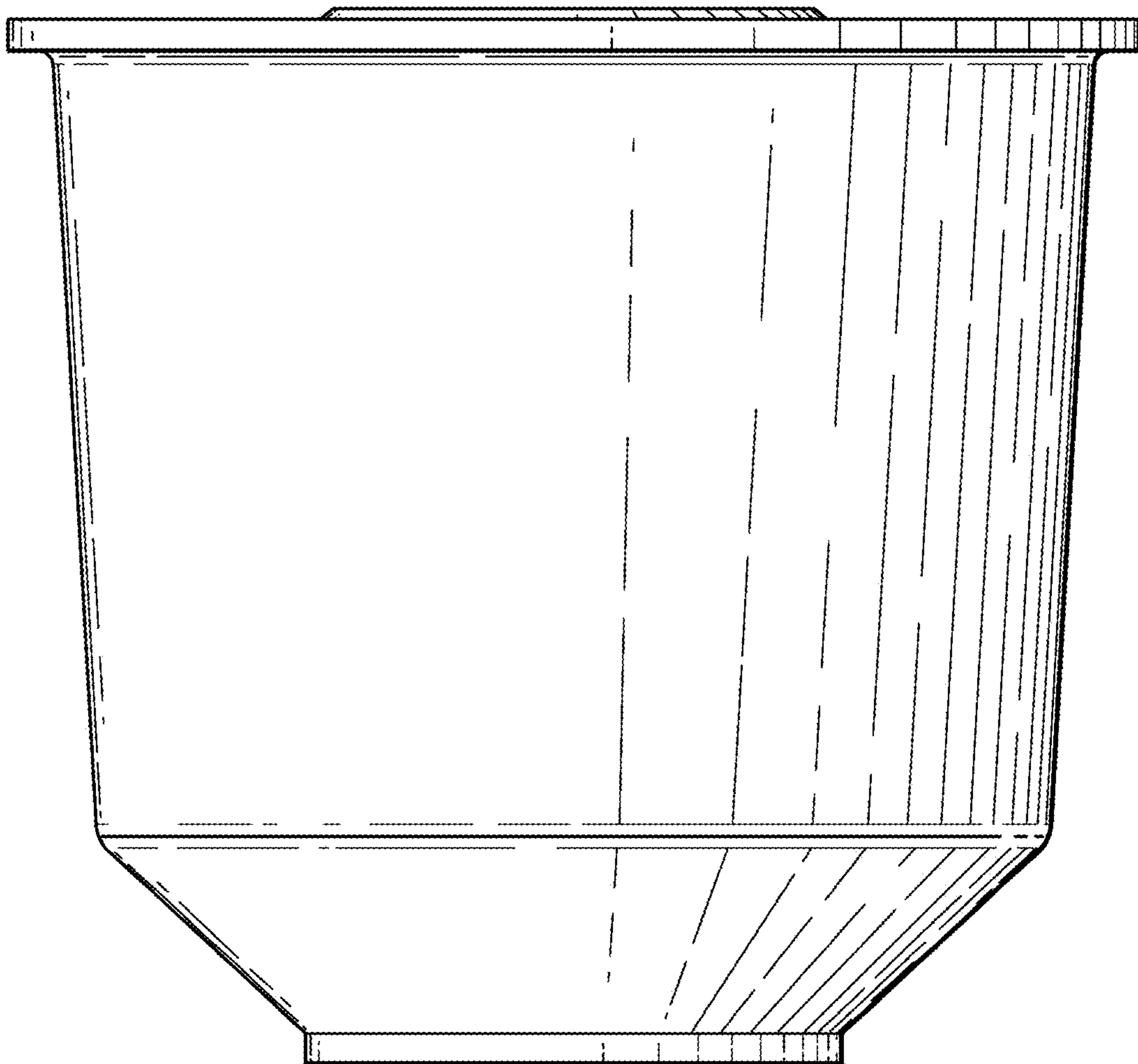


Fig. 1

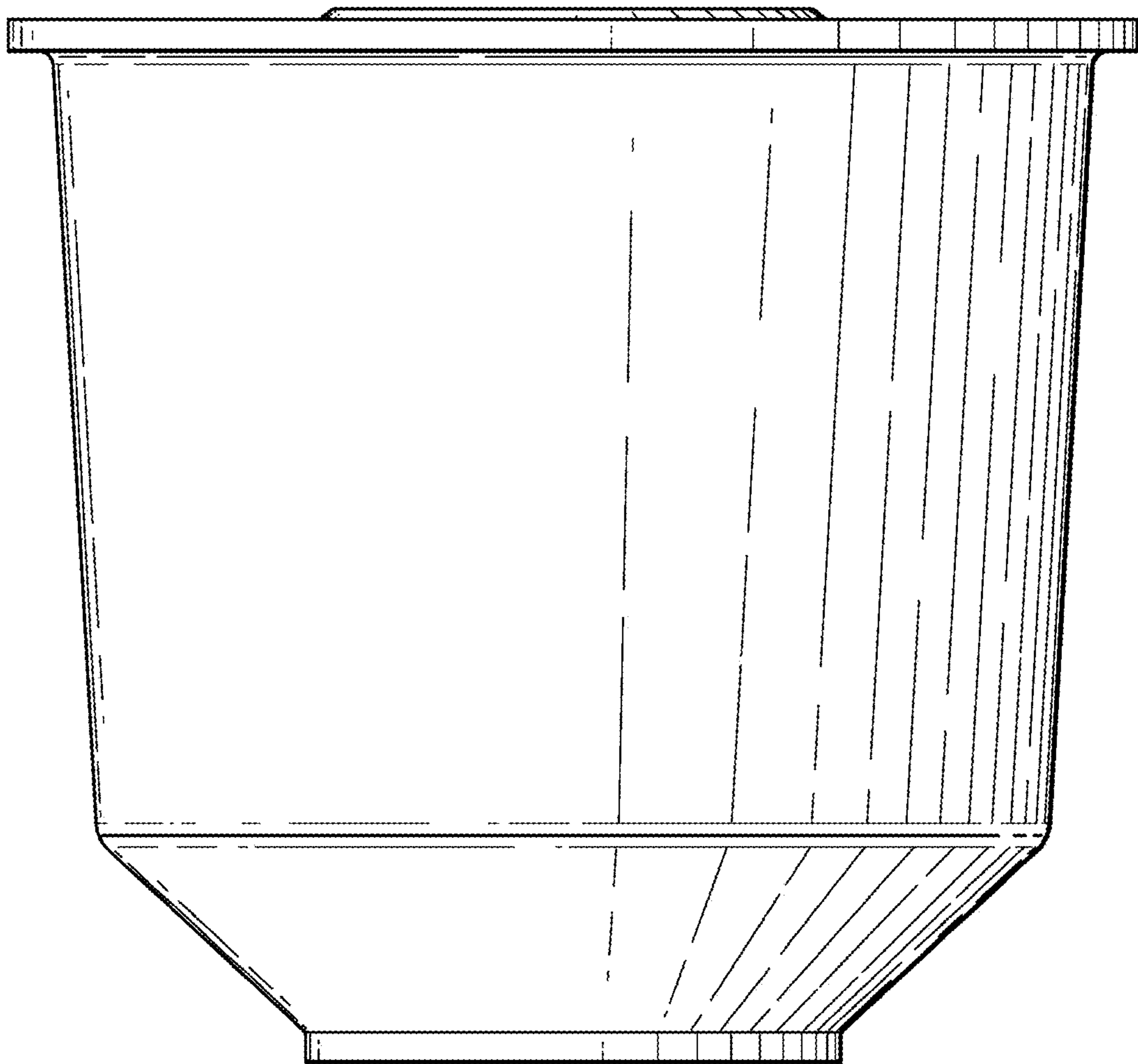


Fig. 2

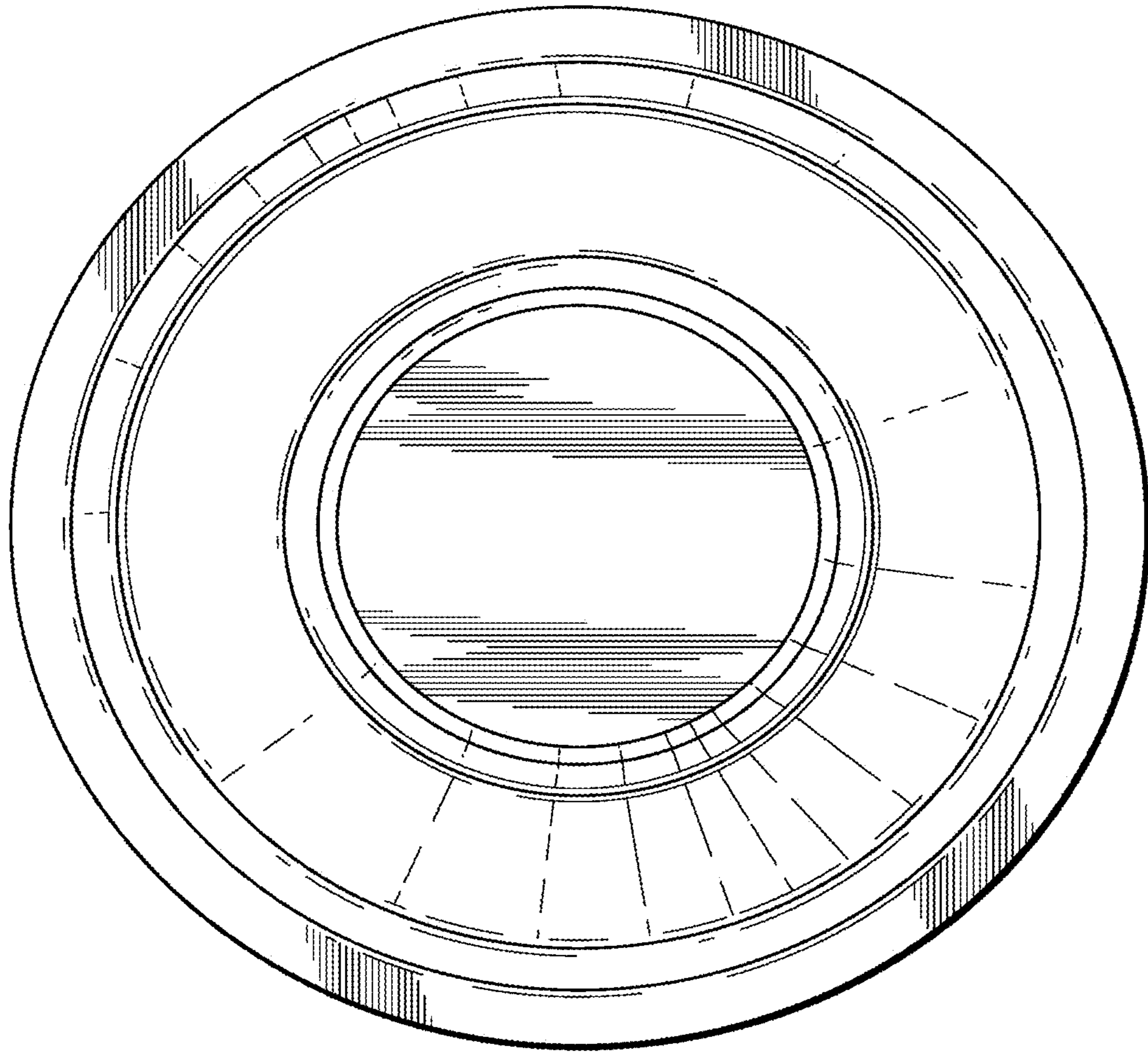


Fig. 3

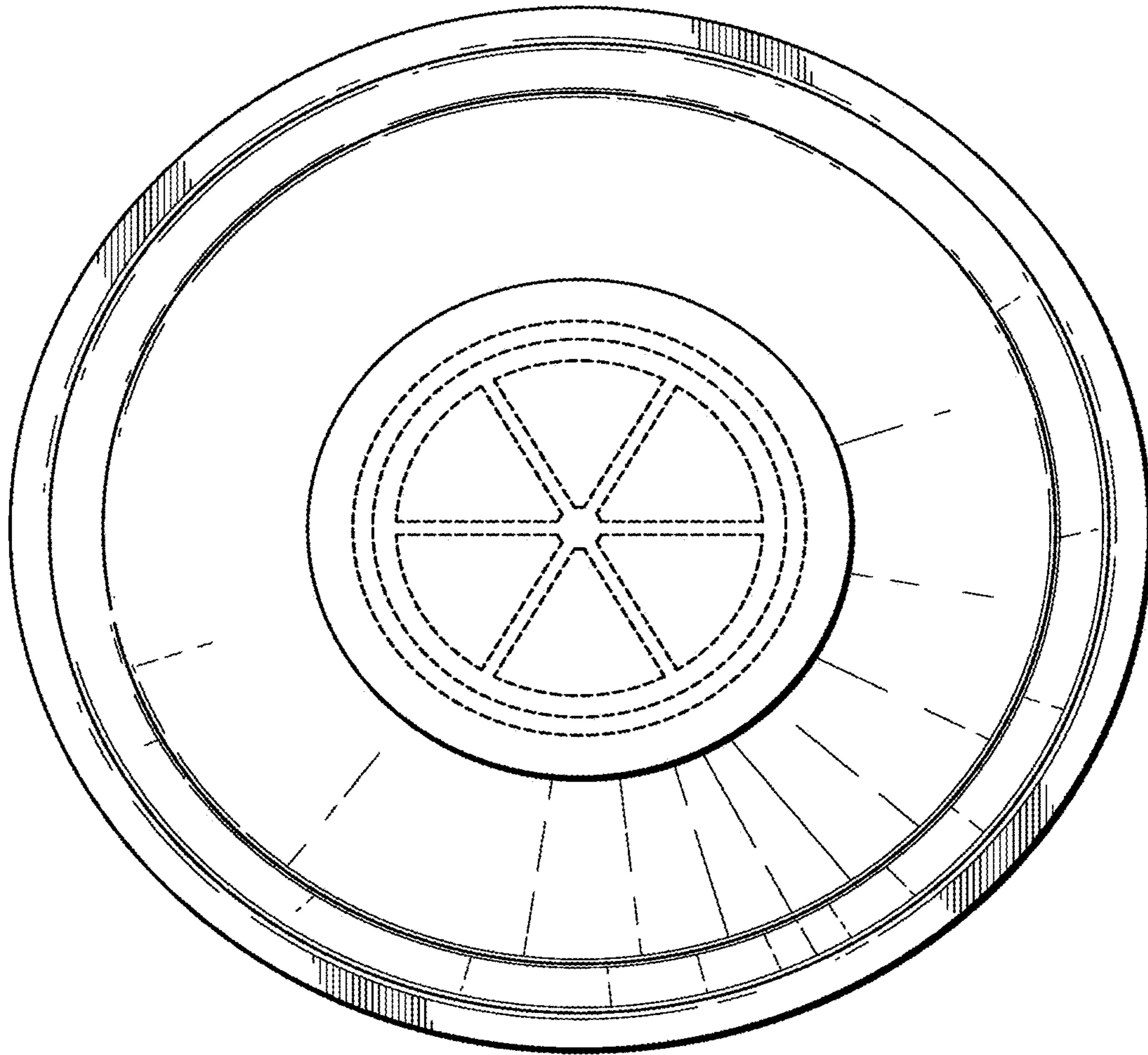


Fig. 4

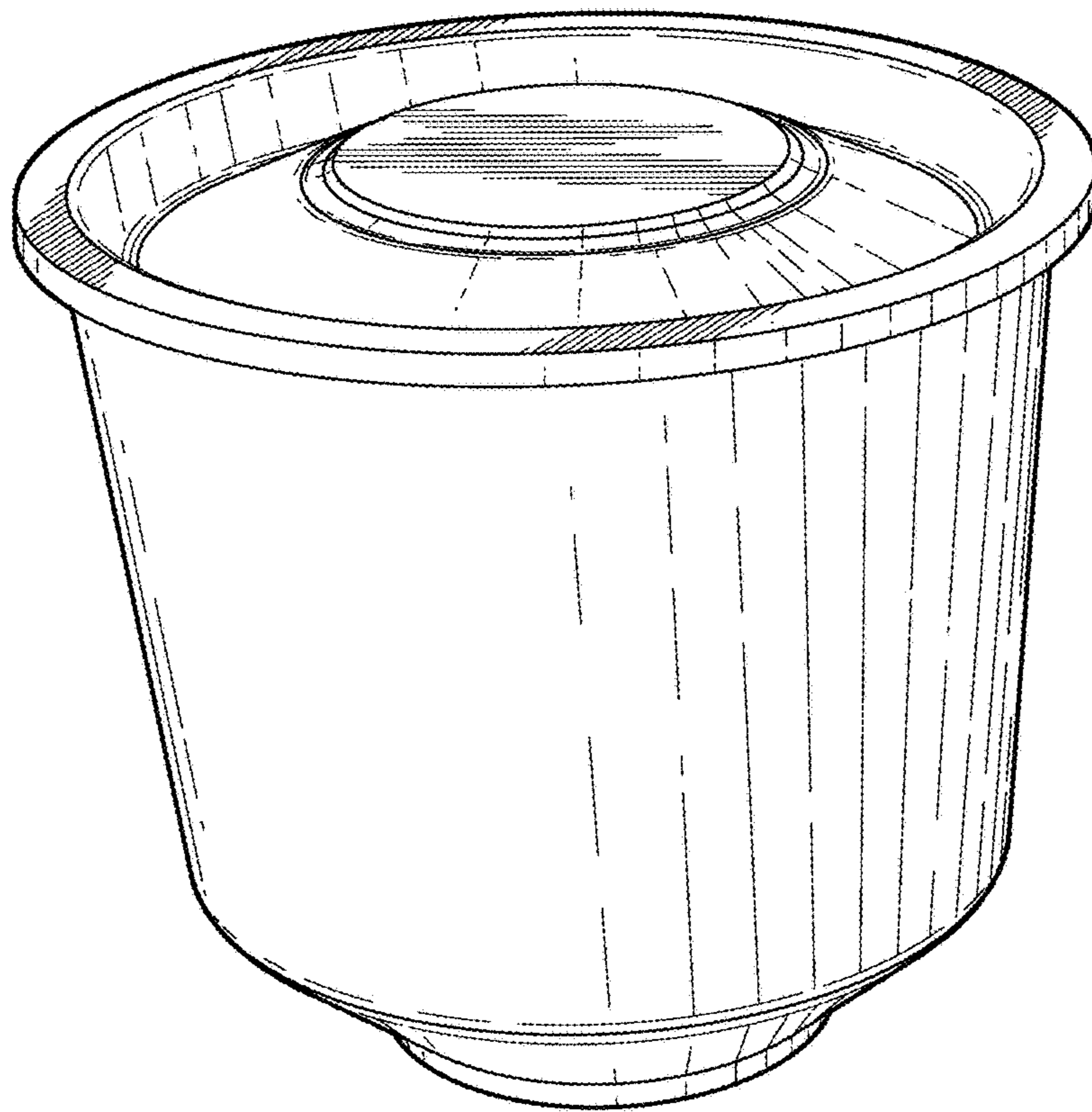


Fig. 5