



US00D791512S

(12) **United States Design Patent** (10) **Patent No.:** **US D791,512 S**  
**Bouroullec et al.** (45) **Date of Patent:** **\*\* Jul. 11, 2017**

(54) **OFFICE CABIN**  
(71) Applicant: **Vitra Patente AG**, MuttENZ (CH)  
(72) Inventors: **Erwan Bouroullec**, Paris (FR); **Ronan Bouroullec**, Paris (FR)  
(73) Assignee: **Vitra Patente AG**, MuttENZ (CH)  
(\*\*) Term: **15 Years**  
(21) Appl. No.: **29/530,218**  
(22) Filed: **Jun. 15, 2015**

D574,040 S \* 7/2008 Lin ..... D19/197  
D616,209 S \* 5/2010 Singler et al.  
D659,427 S \* 5/2012 Nicolas ..... D6/644  
D659,428 S \* 5/2012 Nicolas ..... D6/644  
D720,160 S \* 12/2014 Lloyd ..... D6/643  
D732,850 S \* 6/2015 Bouroullec ..... D6/643  
D740,039 S \* 10/2015 Bouroullec ..... D6/335  
D740,040 S \* 10/2015 Bouroullec et al.  
D740,057 S \* 10/2015 Bouroullec ..... D6/643.1  
D740,058 S \* 10/2015 Bouroullec ..... D6/643.1  
D758,776 S \* 6/2016 McKenna ..... D6/717

(Continued)

**Related U.S. Application Data**

(62) Division of application No. 29/469,233, filed on Oct. 8, 2013, now Pat. No. Des. 740,039.  
(51) **LOC (10) Cl.** ..... **06-01**  
(52) **U.S. Cl.**  
USPC ..... **D6/643; D6/336**  
(58) **Field of Classification Search**  
USPC ..... D6/335, 336, 337, 338, 640, 643, 643.1,  
D6/644, 406.1, 406.2, 406.3, 356, 334,  
D6/381; D12/318, 345; D25/16  
CPC ..... A47C 17/00; A47C 17/02; A47C 17/12;  
A47C 17/18; A47C 7/021; A47C 31/00;  
A47C 3/16  
See application file for complete search history.

**References Cited**

**U.S. PATENT DOCUMENTS**

D148,242 S \* 12/1947 Horsewood ..... D6/336  
D225,871 S \* 1/1973 Crannel ..... D6/643  
3,811,728 A 5/1974 Redemske  
D278,003 S 3/1985 Gagliano  
D286,956 S \* 12/1986 Lockwood ..... D25/16  
D304,529 S \* 11/1989 Hontz ..... D6/332  
D376,278 S \* 12/1996 Zivari ..... D6/643  
D482,536 S 11/2003 Williams et al.  
D538,060 S \* 3/2007 Golino ..... D6/643  
D540,565 S \* 4/2007 Nakamura ..... D6/643

**OTHER PUBLICATIONS**

Notice of Allowance mailed Jun. 30, 2015, issued in connection with U.S. Appl. No. 29/469,233 (10 pages).

(Continued)

*Primary Examiner* — Sandra Snapp

(74) *Attorney, Agent, or Firm* — McCarter & English, LLP

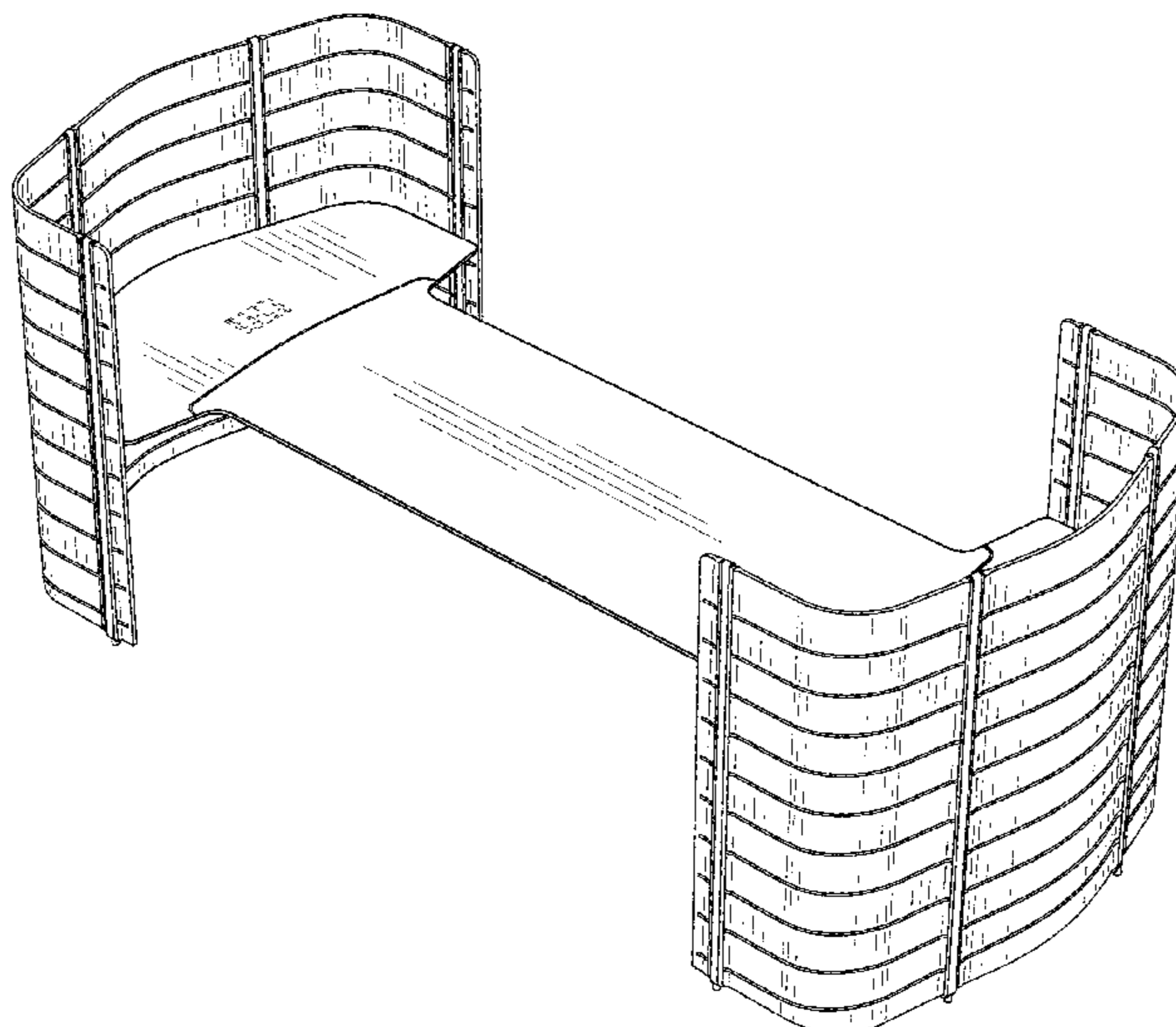
(57) **CLAIM**

The ornamental design for office cabin, as shown and described.

**DESCRIPTION**

FIG. 1 is a front left side top perspective view of an office cabin;  
FIG. 2 is a front left side perspective view of FIG. 1;  
FIG. 3 shows a front perspective view of FIG. 1;  
FIG. 4 shows a rear top perspective view of FIG. 1;  
FIG. 5 shows a left side view of FIG. 1, the right side being a mirror image thereof;  
FIG. 6 shows a top plan view of FIG. 1; and,  
FIG. 7 shows a bottom plan view of FIG. 1.  
The broken lines shown in the drawings that illustrate portions of the office cabin that form no part of the claimed design.

**1 Claim, 7 Drawing Sheets**



(56)

**References Cited**

U.S. PATENT DOCUMENTS

D758,777 S \* 6/2016 McKenna ..... D6/717  
D761,577 S 7/2016 Agati et al.  
2005/0140184 A1 6/2005 Williams et al.

OTHER PUBLICATIONS

Notice of Allowance mailed Aug. 31, 2016, issued in connection  
with U.S. Appl. No. 29/530,214 (9 pages).

\* cited by examiner

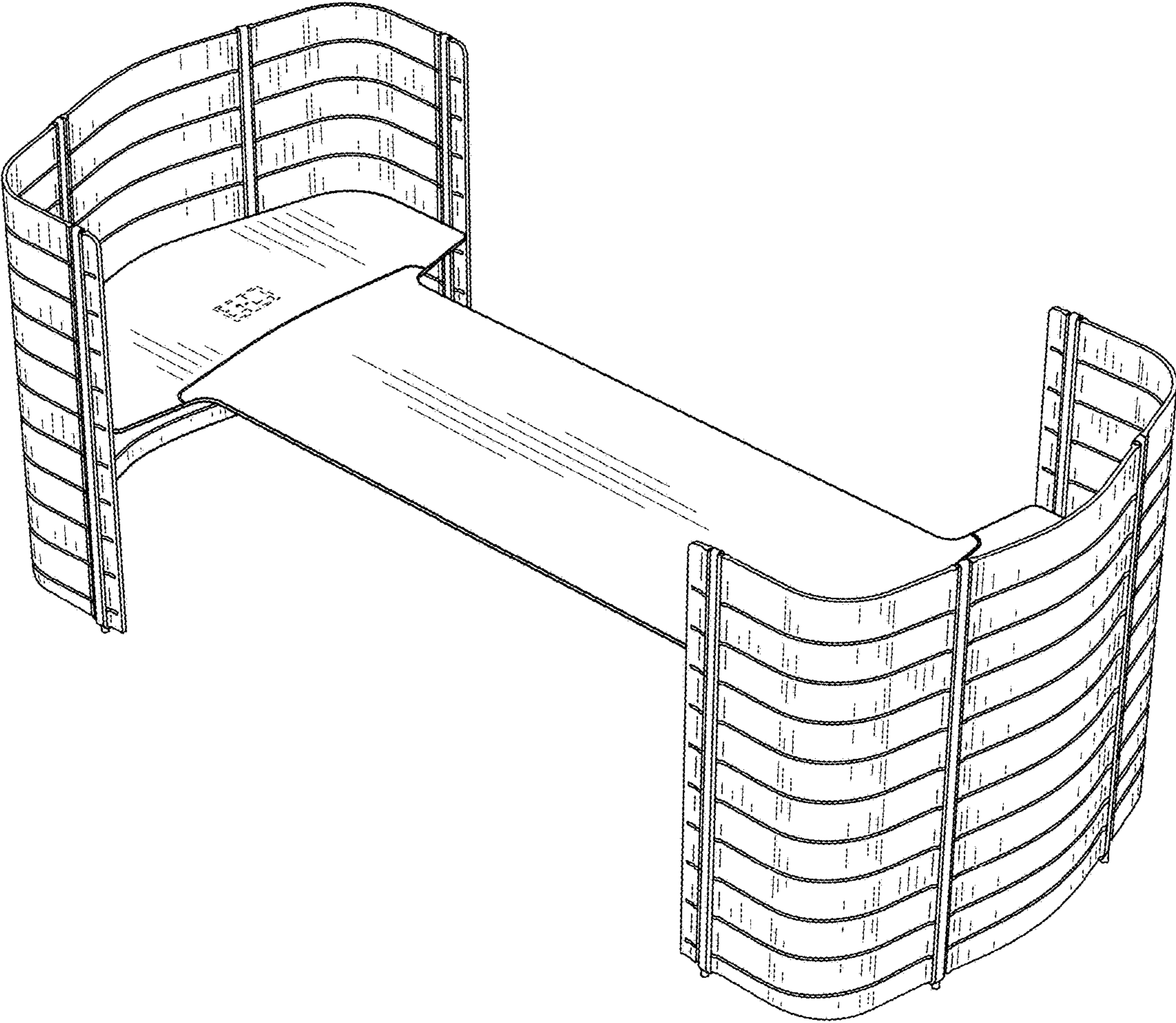


FIG. 1

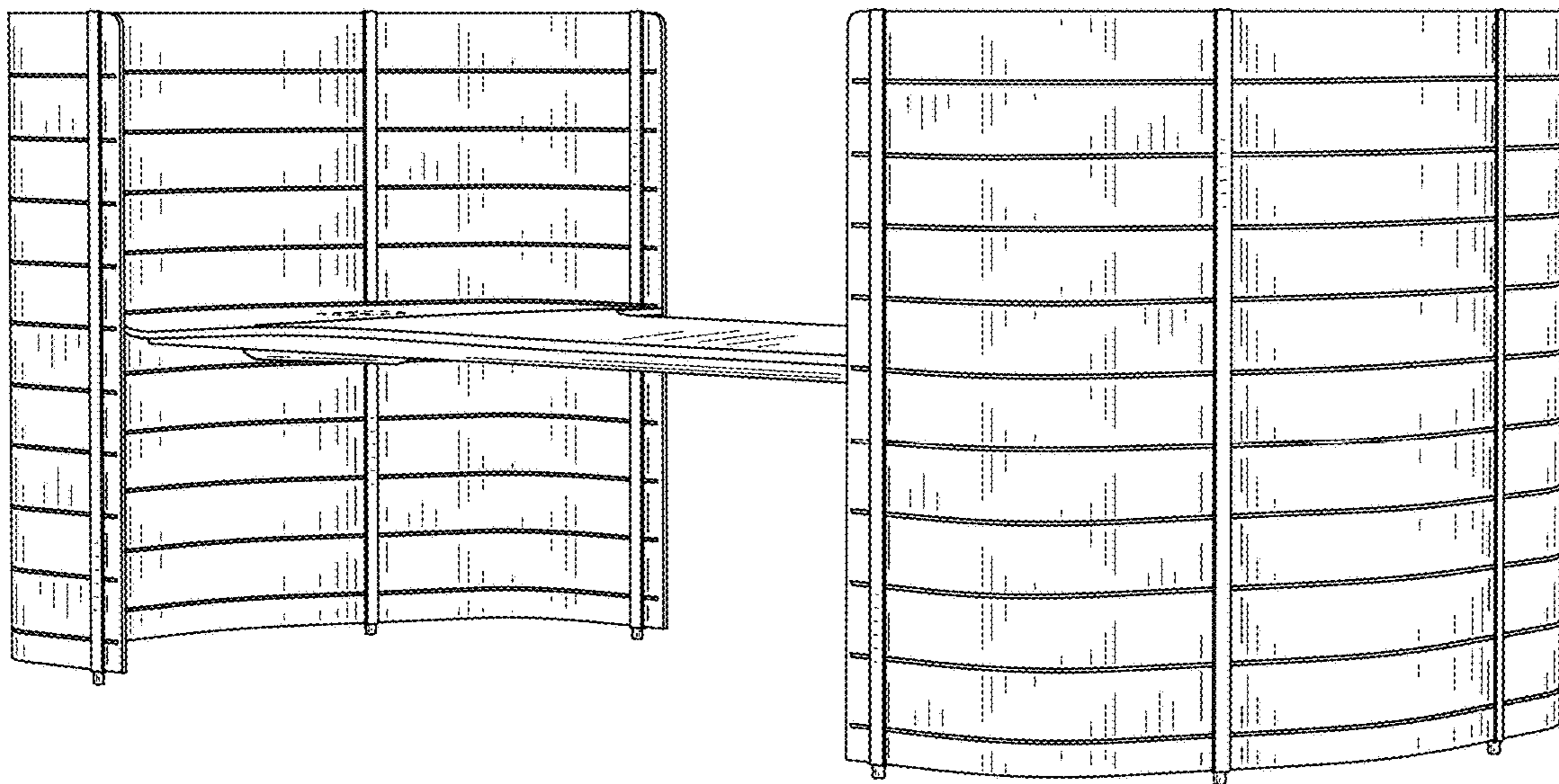


FIG. 2




FIG. 3

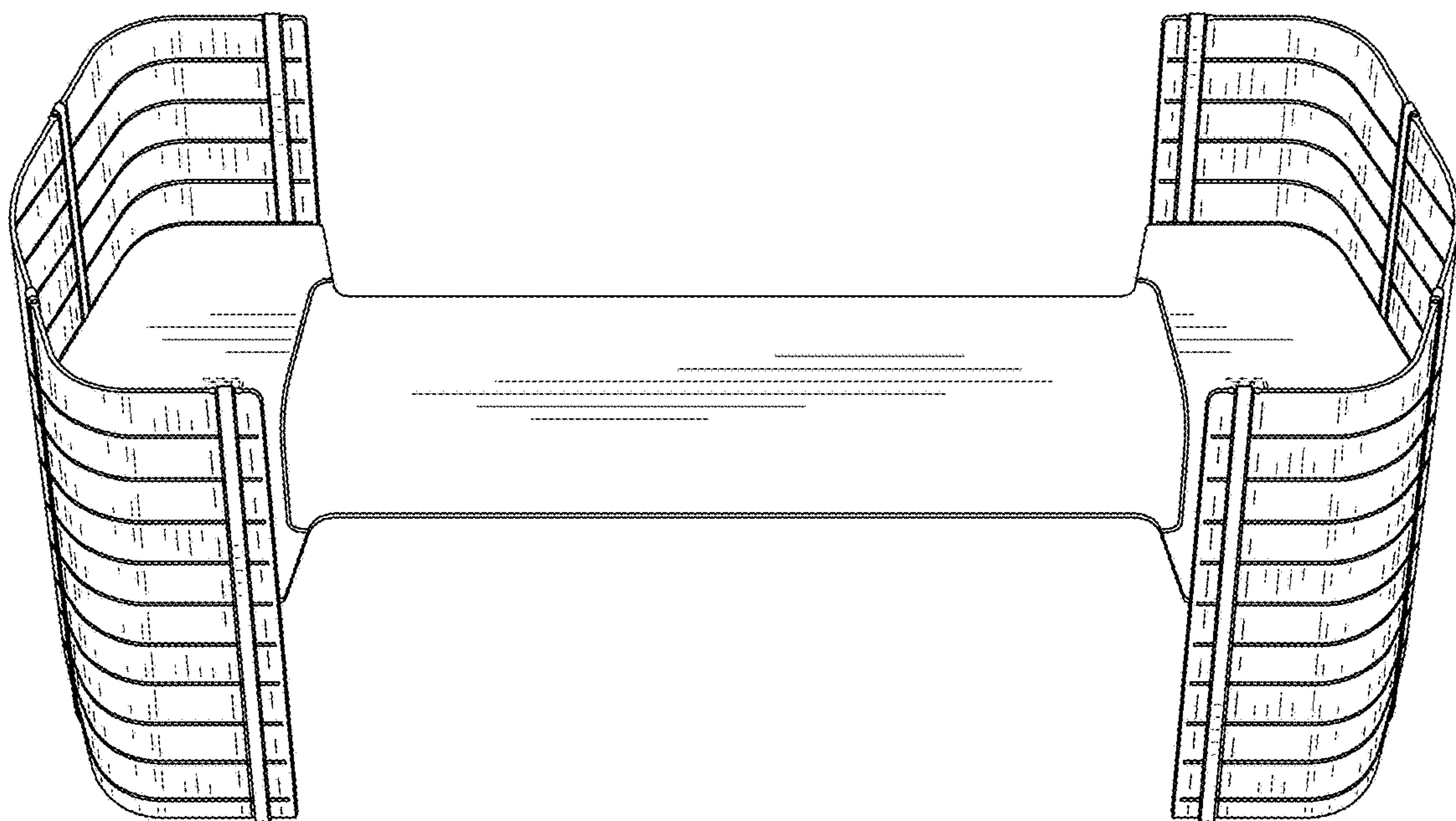


FIG. 4




FIG. 5

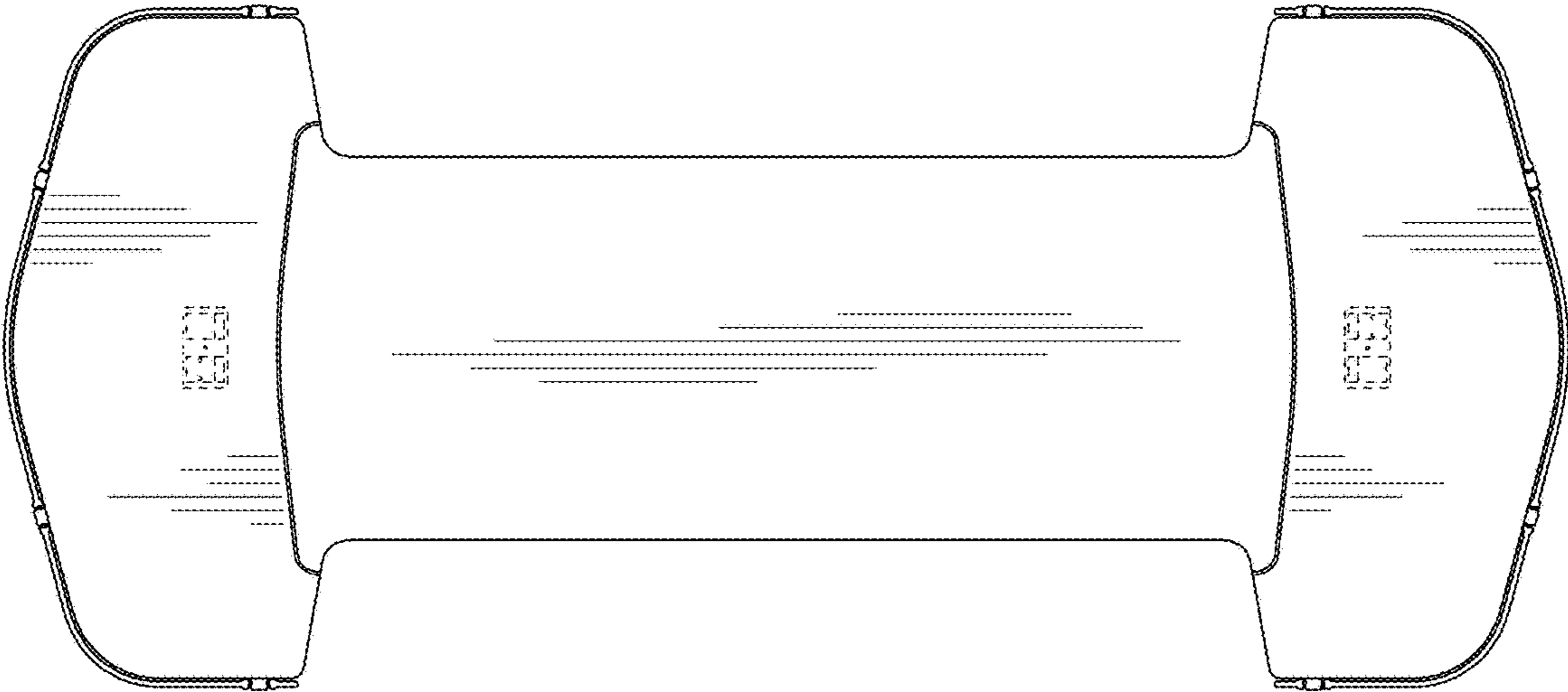


FIG. 6



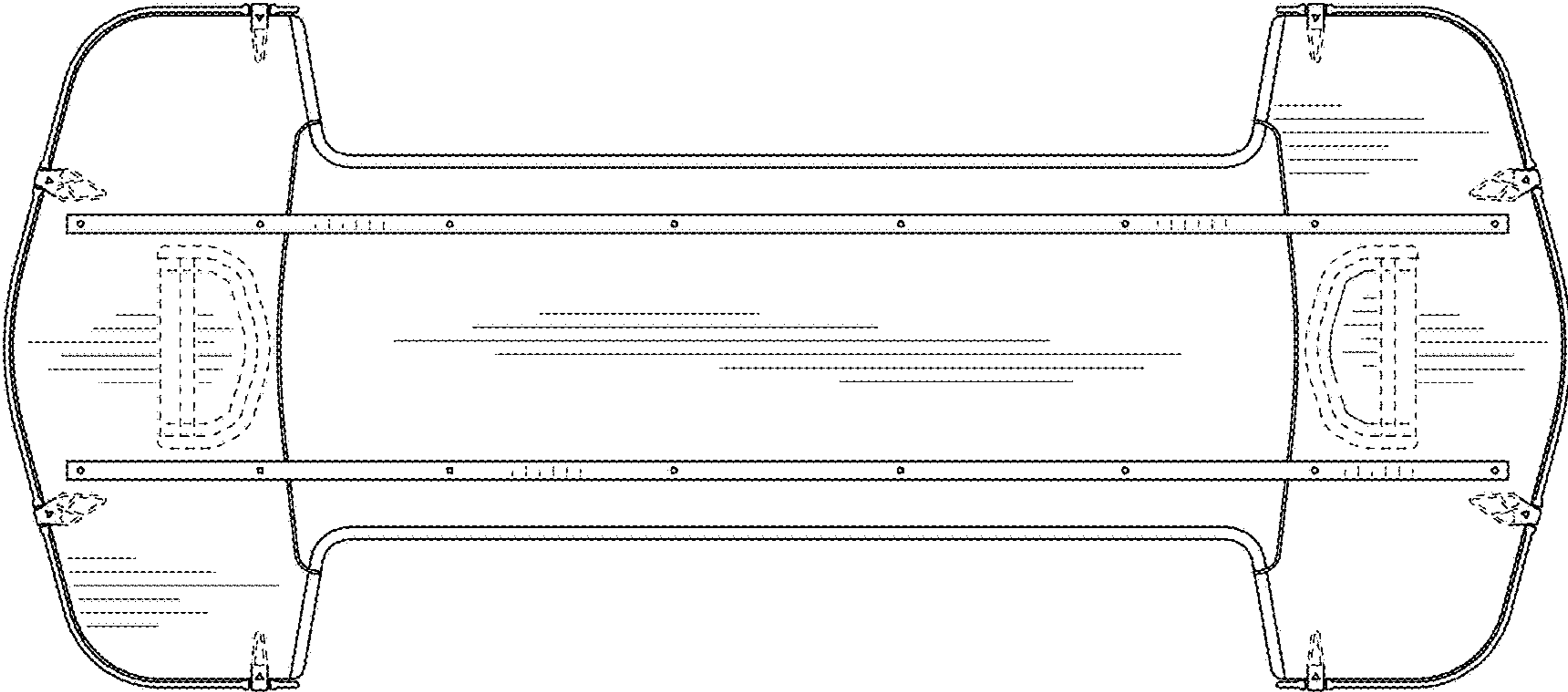


FIG. 7