



US00D791511S

(12) **United States Design Patent** (10) **Patent No.:** **US D791,511 S**
Walker (45) **Date of Patent:** **** Jul. 11, 2017**

(54) **MEDICAL BLANKET WITH ACCESS FLAPS**

(71) Applicant: **Vicki Walker**, Gallion, AL (US)

(72) Inventor: **Vicki Walker**, Gallion, AL (US)

(**) Term: **15 Years**

(21) Appl. No.: **29/541,401**

(22) Filed: **Oct. 2, 2015**

(51) **LOC (10) Cl.** **06-13**

(52) **U.S. Cl.**
USPC **D6/603**

(58) **Field of Classification Search**
USPC D6/582-583, 587-592, 595-609, 611,
D6/617-622; D21/803-809; D24/183,
D24/206; D2/719, 720, 724
CPC A47G 9/00; A47G 2009/001; A47G
2009/002; A47G 2009/003; A47G
2009/005; A47G 2009/006; A47G 9/02;
A47G 9/0207; A47G 9/0215; A47G
9/0223; A47G 9/023; A47G 9/0238;
A47G 9/0246; A47G 9/0253; A47G
9/0261; A47G 9/06; A47G 9/062; A47G
9/066; A47G 9/068; A47G 9/08; A47G
2009/0276; A47G 9/0284; A47G 9/0292;
A47G 9/04; A47G 9/10

See application file for complete search history.

(56) **References Cited**

U.S. PATENT DOCUMENTS

5,443,488	A *	8/1995	Namenye	A61F 7/0097 165/46
5,813,407	A *	9/1998	Busch	A61B 46/00 128/849
D453,057	S *	1/2002	Sewell	D34/38
D457,290	S	5/2002	Thompson	
6,477,710	B1	11/2002	Ojoyeyi	
6,647,552	B1	11/2003	Hogan	
D530,885	S *	10/2006	Barthel	D2/720
D560,879	S	2/2008	Hines	

7,766,950	B2 *	8/2010	Castellani	A61F 7/03 607/108
8,464,374	B1 *	6/2013	Thayer	A47G 9/08 2/69
8,535,362	B2 *	9/2013	Van Liebergen	A61F 7/0097 607/102
D741,569	S *	10/2015	Fredrickson	D2/720
2006/0053525	A1	3/2006	Legard	
2007/0130691	A1 *	6/2007	Framer	A47G 9/0223 5/495
2007/0199127	A1	8/2007	Coronado	
2009/0044336	A1 *	2/2009	Jackson	A47G 9/0207 5/486
2013/0009434	A1 *	1/2013	Rubinshteyn	A47C 31/113 297/220

(Continued)

FOREIGN PATENT DOCUMENTS

WO WO2007056138 5/2007

Primary Examiner — Mary Ann Calabrese

Assistant Examiner — Jennifer L Rempfer

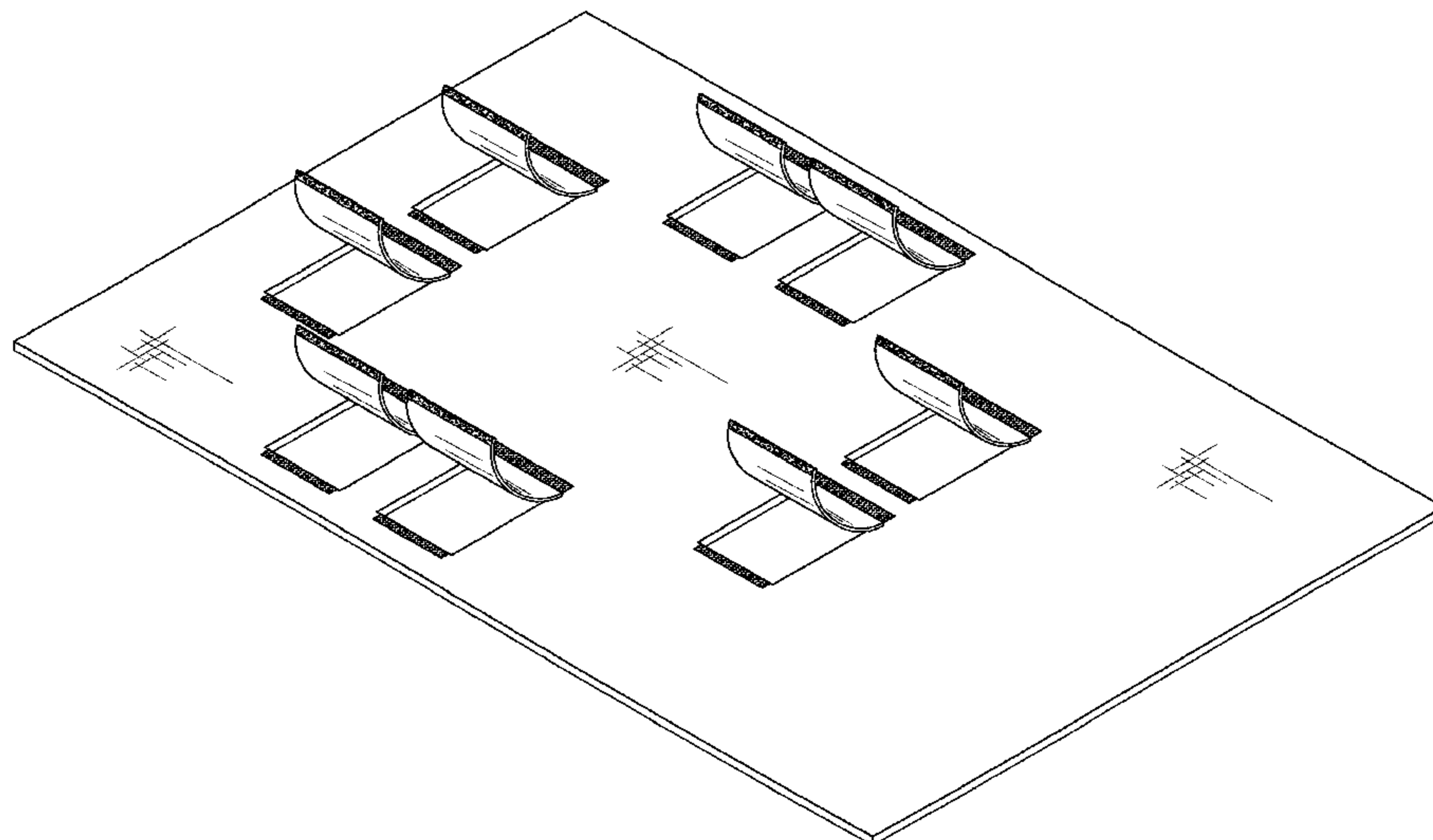
(57) **CLAIM**

The ornamental design for a medical blanket with access flaps, as shown and described.

DESCRIPTION

FIG. 1 is a front view of a medical blanket with access flaps showing my new design;
FIG. 2 is a rear view of the medical blanket with access flaps;
FIG. 3 is a left side view of the medical blanket with access flaps;
FIG. 4 is a right side view of the medical blanket with access flaps;
FIG. 5 is a top view of the medical blanket with access flaps, a bottom view being a mirror image thereof; and,
FIG. 6 is a top front side view of the medical blanket with access flaps with opened flaps.

1 Claim, 4 Drawing Sheets



(56)

References Cited

U.S. PATENT DOCUMENTS

2014/0157479 A1 6/2014 Streep
2015/0028639 A1* 1/2015 Brown E04H 15/02
297/184.13
2016/0113263 A1* 4/2016 Potempa A45F 4/12
2/87

* cited by examiner

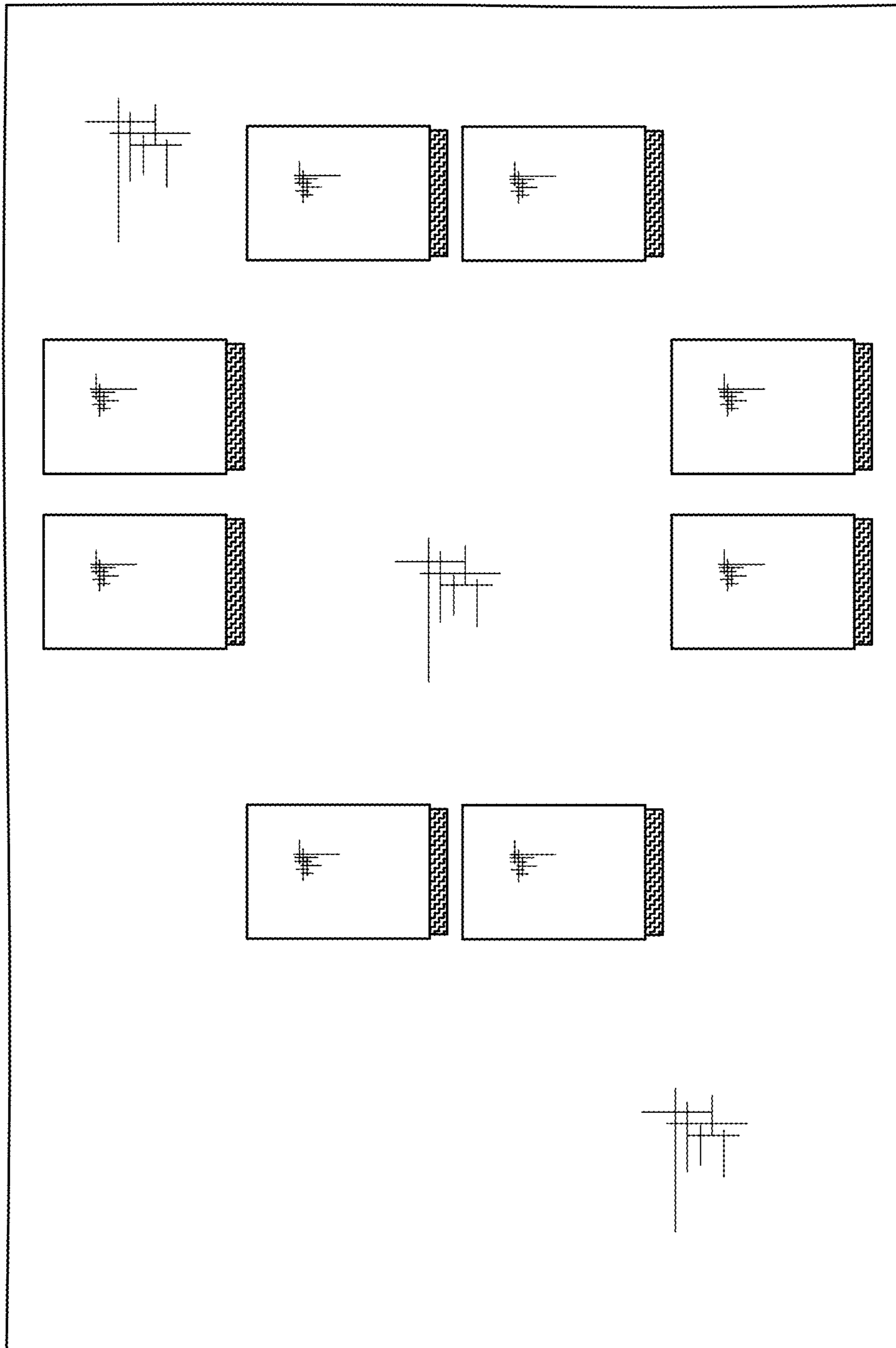


FIG. 1

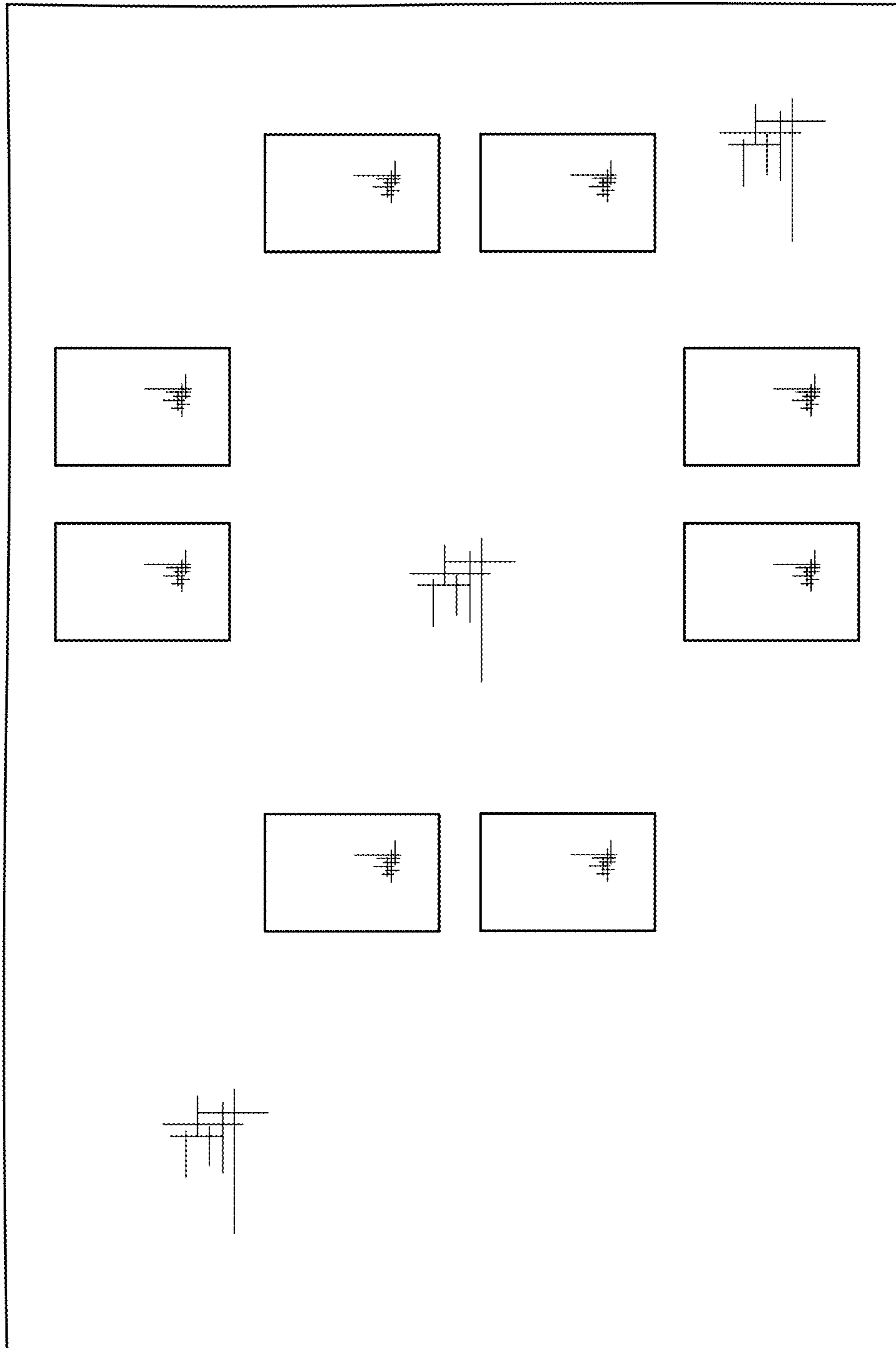


FIG. 2



FIG. 3

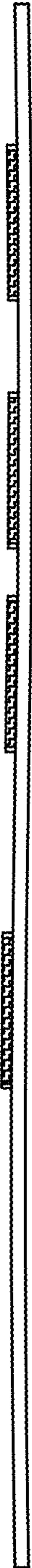


FIG. 4



FIG. 5

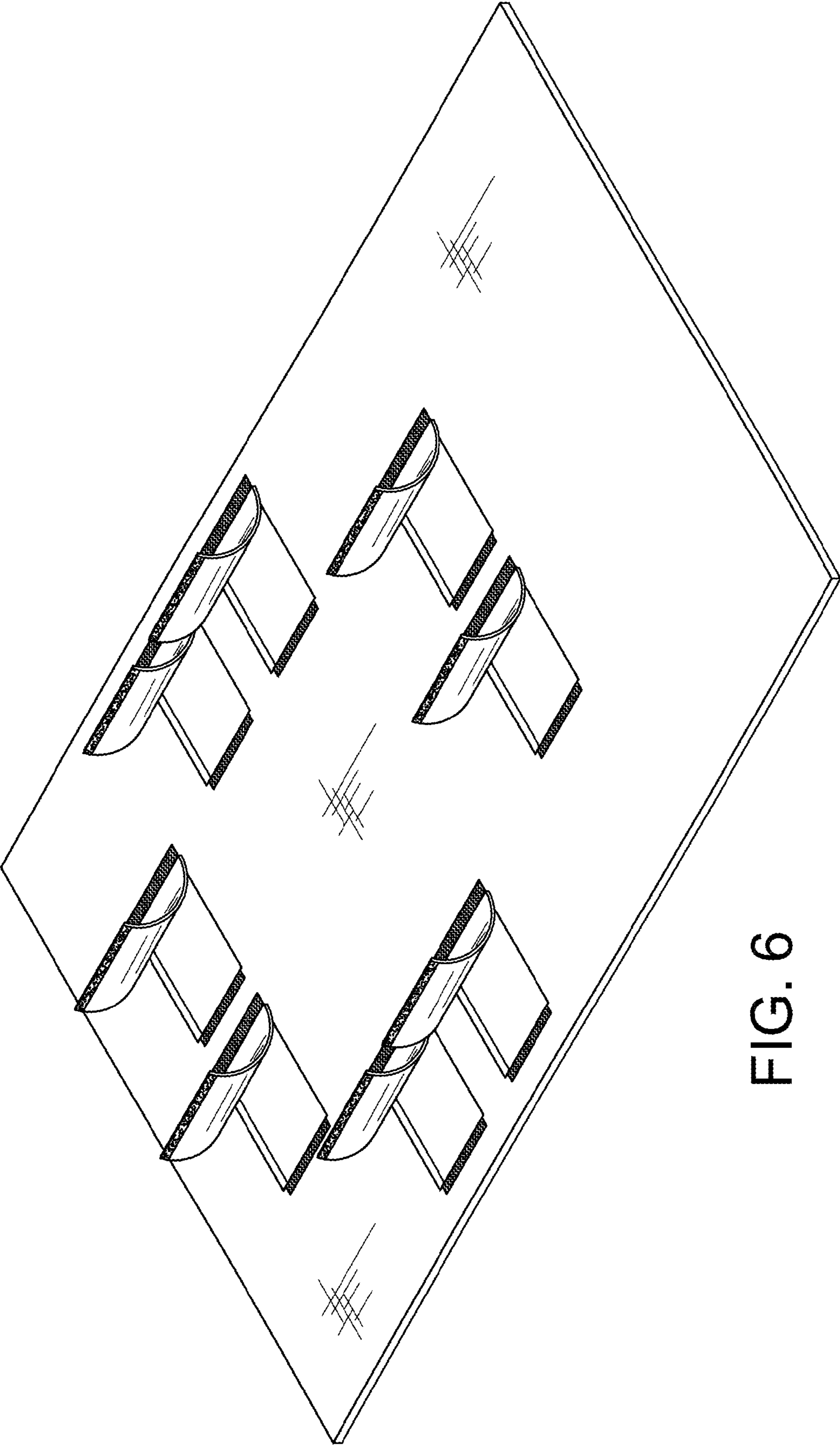


FIG. 6