



US00D791506S

(12) **United States Design Patent** (10) **Patent No.:** **US D791,506 S**
Perez (45) **Date of Patent:** **** Jul. 11, 2017**

(54) **CHARACTER PILLOW**
(71) Applicant: **FRANCO MANUFACTURING CO. INC.**, Metuchen, NJ (US)
(72) Inventor: **Hugo Washington Perez**, Ramsey, NJ (US)
(73) Assignee: **FRANCO MANUFACTURING CO. INC.**, Metuchen, NJ (US)
(**) Term: **15 Years**
(21) Appl. No.: **29/574,712**
(22) Filed: **Aug. 18, 2016**
(51) **LOC (10) Cl.** **06-09**
(52) **U.S. Cl.**
USPC **D6/598**
(58) **Field of Classification Search**
USPC D6/582, 583, 588, 591, 595-610;
D21/803, 808, 809; D24/183; D2/719,
D2/731, 741
CPC A47G 9/00; A47G 2009/001; A47G
2009/002; A47G 2009/003; A47G
2009/005; A47G 2009/006; A47G 9/02;
A47G 9/0207; A47G 9/0215; A47G
9/0223; A47G 9/023; A47G 9/0238;
A47G 9/0246; A47G 9/0253; A47G
9/0261; A47G 9/06; A47G 9/062; A47G
9/066; A47G 9/068; A47G 9/08; A47G
2009/0276; A47G 9/0284; A47G 9/0292;
A47G 9/04; A47G 9/10
See application file for complete search history.

(56) **References Cited**
U.S. PATENT DOCUMENTS
D171,536 S * 2/1954 Flanagin D6/598
D289,820 S * 5/1987 Paik D2/719
D309,391 S * 7/1990 King D6/598

5,027,457 A * 7/1991 Sweet A47G 9/0253
428/100
D348,170 S * 6/1994 Keller D21/655
D348,171 S * 6/1994 Keller D21/613
D352,633 S * 11/1994 Berggren D21/610
D365,915 S * 1/1996 Merkley D2/719
D372,392 S * 8/1996 Bala D6/598
D386,034 S * 11/1997 Keller D21/656
D387,234 S * 12/1997 Keller D6/598
D390,057 S * 2/1998 Gower D6/596
D401,102 S * 11/1998 Thomas D21/623
D409,428 S * 5/1999 Bear D21/656
D410,166 S * 5/1999 Bear D21/610
D410,167 S * 5/1999 Bear D21/654
D414,366 S * 9/1999 Harwich D6/598
D429,590 S * 8/2000 Wallace D6/582
D441,585 S * 5/2001 Strauser D6/599
D521,299 S * 5/2006 Keller D6/598
D551,889 S * 10/2007 Keller D6/598
D565,128 S * 3/2008 Moss D21/627
D571,595 S * 6/2008 Schasteen D6/598
D621,195 S * 8/2010 Buttram D6/599

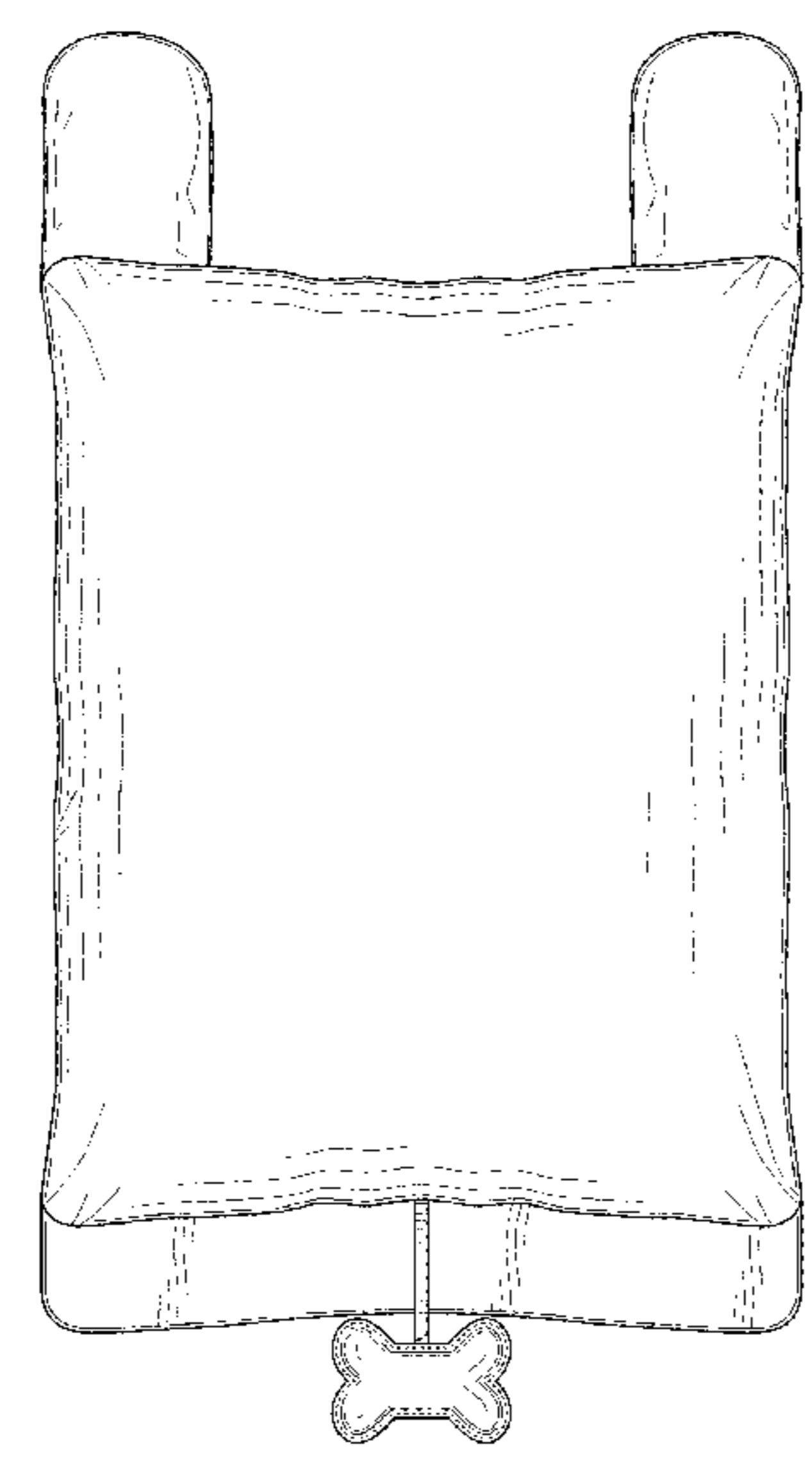
(Continued)

Primary Examiner — Mary Ann Calabrese
Assistant Examiner — Jennifer L Rempfer
(74) *Attorney, Agent, or Firm* — Maldjian Law Group LLC

(57) **CLAIM**
The ornamental design for a character pillow, as shown and described.

DESCRIPTION
FIG. 1 is a front plan view of a character pillow showing my new design;
FIG. 2 is a rear plan view thereof;
FIG. 3 is a left side plan view thereof;
FIG. 4 is a right side plan view thereof;
FIG. 5 is a top plan view thereof; and,
FIG. 6 is a bottom plan view thereof.
The broken lines represent features that form no part of the claim.

1 Claim, 6 Drawing Sheets



(56)

References Cited

U.S. PATENT DOCUMENTS

D672,994 S *	12/2012	Randall	D21/622
D674,973 S *	1/2013	Grainer	D30/160
D679,479 S *	4/2013	Carrera	D2/719
D692,686 S *	11/2013	Bush	D21/627
D696,875 S *	1/2014	Ortiz	D21/630
8,672,724 B2 *	3/2014	Beuerle	A47G 9/0253 446/369
D748,930 S *	2/2016	Black	D6/599
2007/0017031 A1 *	1/2007	Kaplan	A47G 9/0253 5/636
2009/0007312 A1 *	1/2009	Greer	A47G 9/083 2/69.5

* cited by examiner




FIG. 1




FIG. 2

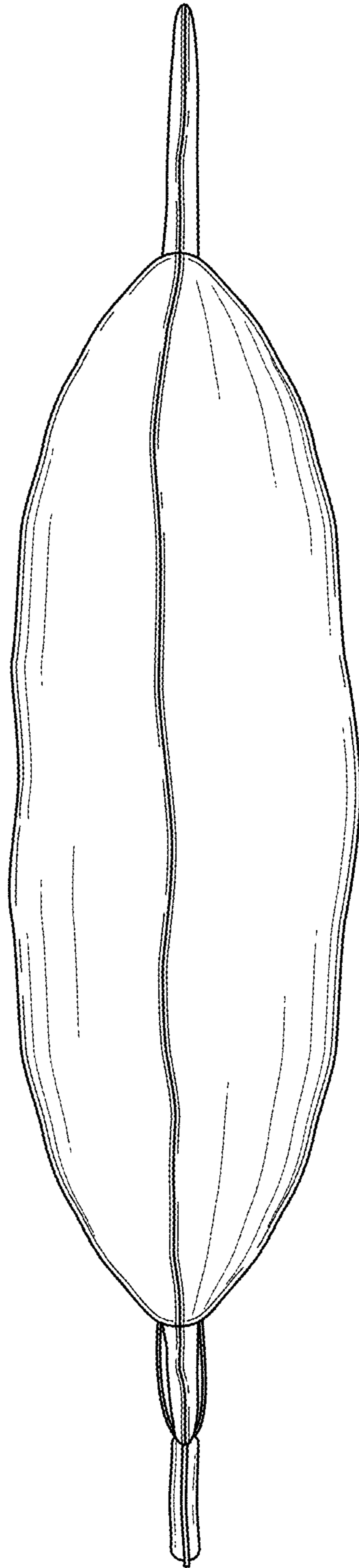


FIG. 3

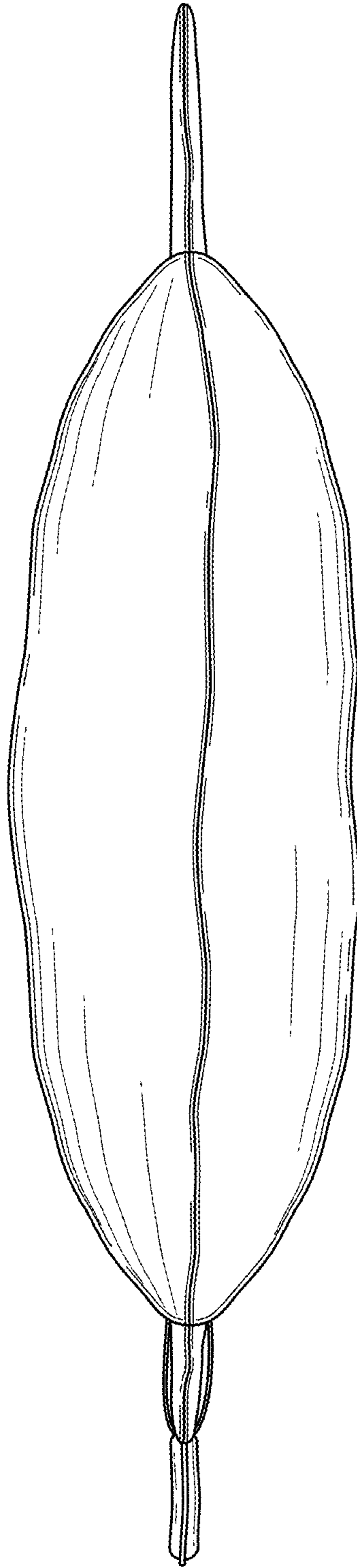


FIG. 4

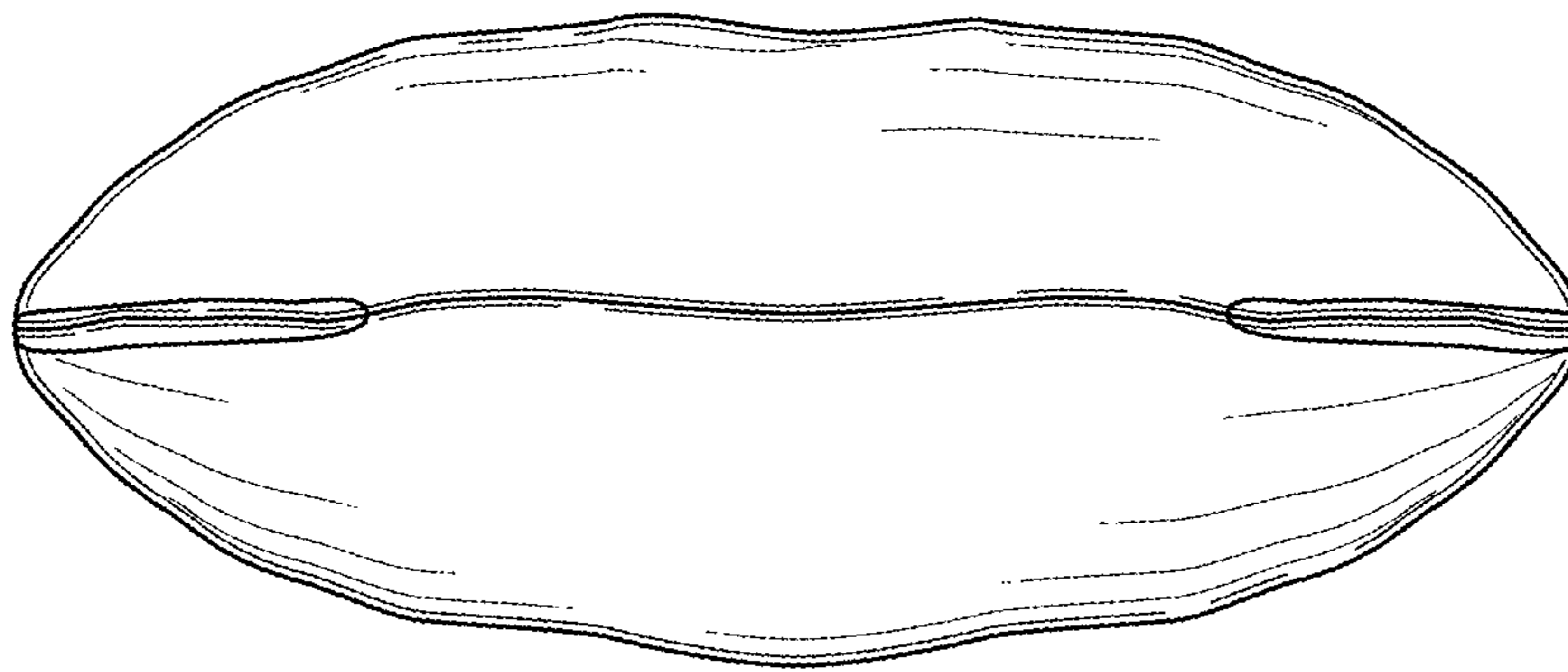


FIG. 5

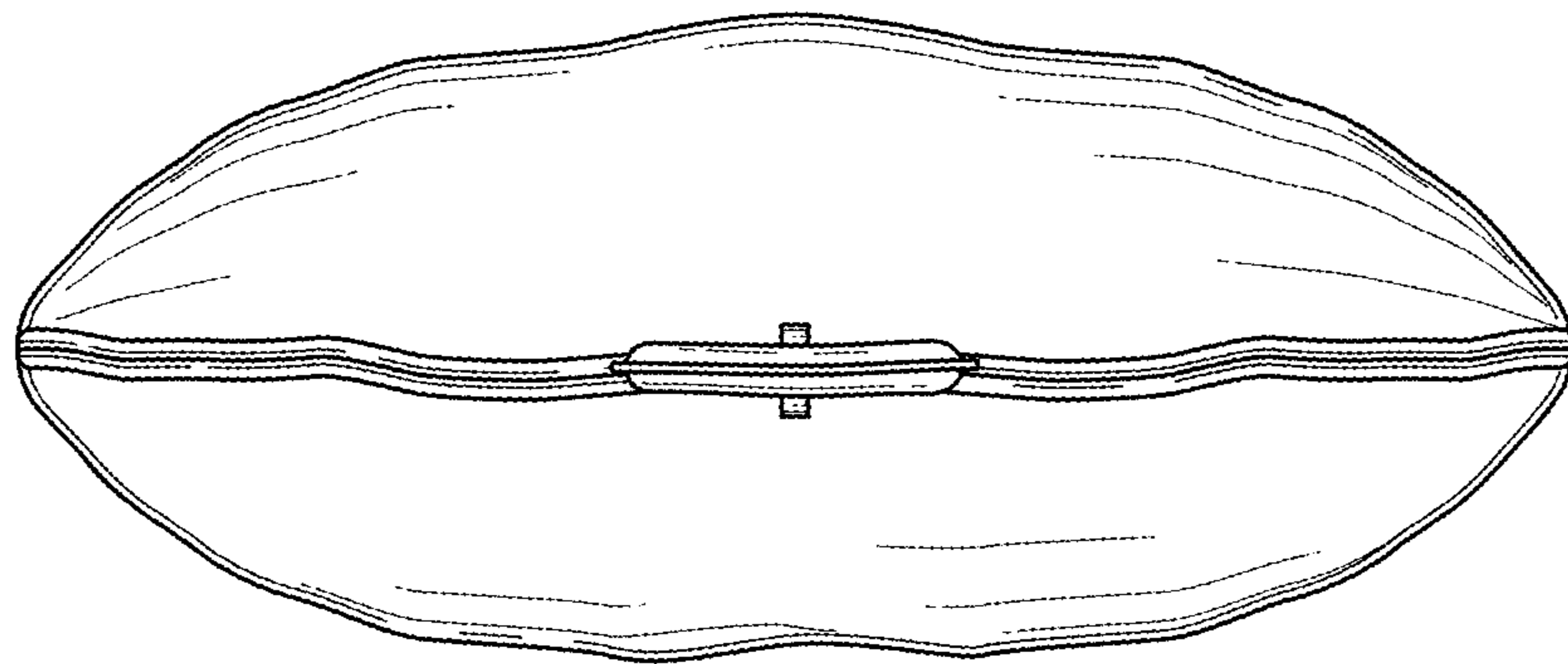


FIG. 6