



US00D791503S

(12) **United States Design Patent**
Perez

(10) **Patent No.:** **US D791,503 S**
(45) **Date of Patent:** **** Jul. 11, 2017**

- (54) **CHARACTER PILLOW**
- (71) Applicant: **FRANCO MANUFACTURING CO. INC.**, Metuchen, NJ (US)
- (72) Inventor: **Hugo Washington Perez**, Ramsey, NJ (US)
- (73) Assignee: **FRANCO MANUFACTURING CO. INC.**, Metuchen, NJ (US)
- (**) Term: **15 Years**
- (21) Appl. No.: **29/574,702**
- (22) Filed: **Aug. 18, 2016**
- (51) **LOC (10) Cl.** **06-09**
- (52) **U.S. Cl.**
USPC **D6/598**
- (58) **Field of Classification Search**
USPC D6/582, 583, 588, 591, 595-610;
D21/803, 808, 809; D24/183; D2/719,
D2/731, 741
CPC A47G 9/00; A47G 2009/001; A47G
2009/002; A47G 2009/003; A47G
2009/005; A47G 2009/006; A47G 9/02;
A47G 9/0207; A47G 9/0215; A47G
9/0223; A47G 9/023; A47G 9/0238;
A47G 9/0246; A47G 9/0253; A47G
9/0261; A47G 9/06; A47G 9/062; A47G
9/066; A47G 9/068; A47G 9/08; A47G
2009/0276; A47G 9/0284; A47G 9/0292;
A47G 9/04; A47G 9/10
See application file for complete search history.

- 4,790,042 A * 12/1988 Reich A47D 13/08
5/421
- 5,027,457 A * 7/1991 Sweet A47G 9/0253
428/100
- D368,823 S * 4/1996 Cancellieri D20/31
- D382,031 S * 8/1997 Schneider D21/648
- D390,057 S * 2/1998 Gower D6/596
- D393,498 S * 4/1998 Lieberman D21/630
- D401,102 S * 11/1998 Thomas D21/623
- D441,585 S * 5/2001 Strauser D6/599
- D451,562 S * 12/2001 Ruth D21/621
- D541,570 S * 5/2007 Nguyen D6/598
- D542,363 S * 5/2007 Palmer D21/621
- D565,128 S * 3/2008 Moss D21/627
- D604,781 S * 11/2009 Maalouf D21/630
- D737,597 S * 9/2015 Millette D6/599
- D748,930 S * 2/2016 Black D6/599

* cited by examiner

Primary Examiner — Mary Ann Calabrese
Assistant Examiner — Jennifer L Rempfer
(74) *Attorney, Agent, or Firm* — Maldjian Law Group
LLC

(57) **CLAIM**

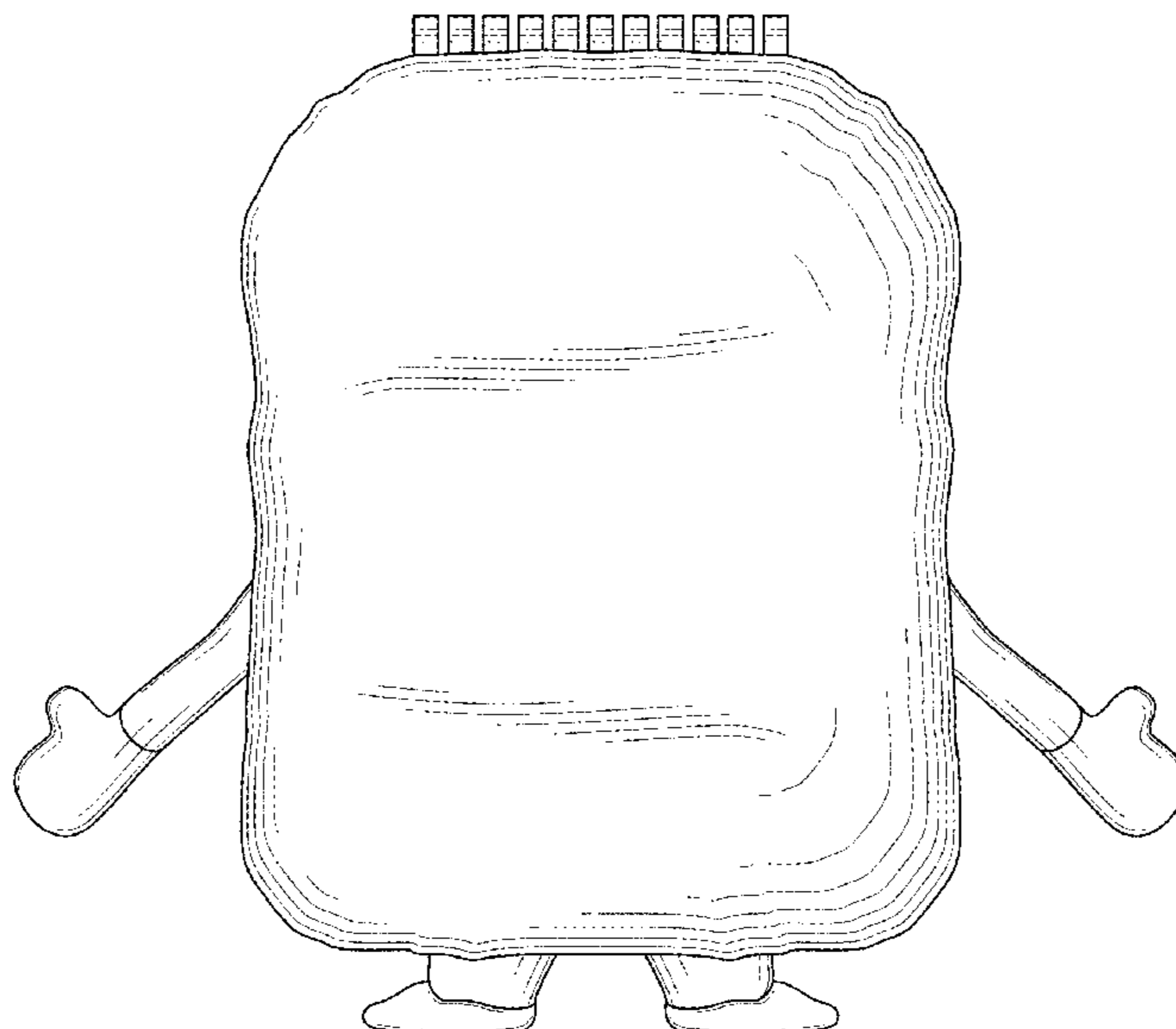
The ornamental design for a character pillow, as shown and described.

DESCRIPTION

FIG. 1 is a front plan view of a character pillow showing my new design;
FIG. 2 is a rear plan view thereof;
FIG. 3 is a left side plan view thereof;
FIG. 4 is a right side plan view thereof;
FIG. 5 is a top plan view thereof; and,
FIG. 6 is a bottom plan view thereof.

- (56) **References Cited**
U.S. PATENT DOCUMENTS
D65,192 S * 7/1924 Klar D3/22
D258,406 S * 3/1981 Elbaum 5/490

1 Claim, 6 Drawing Sheets



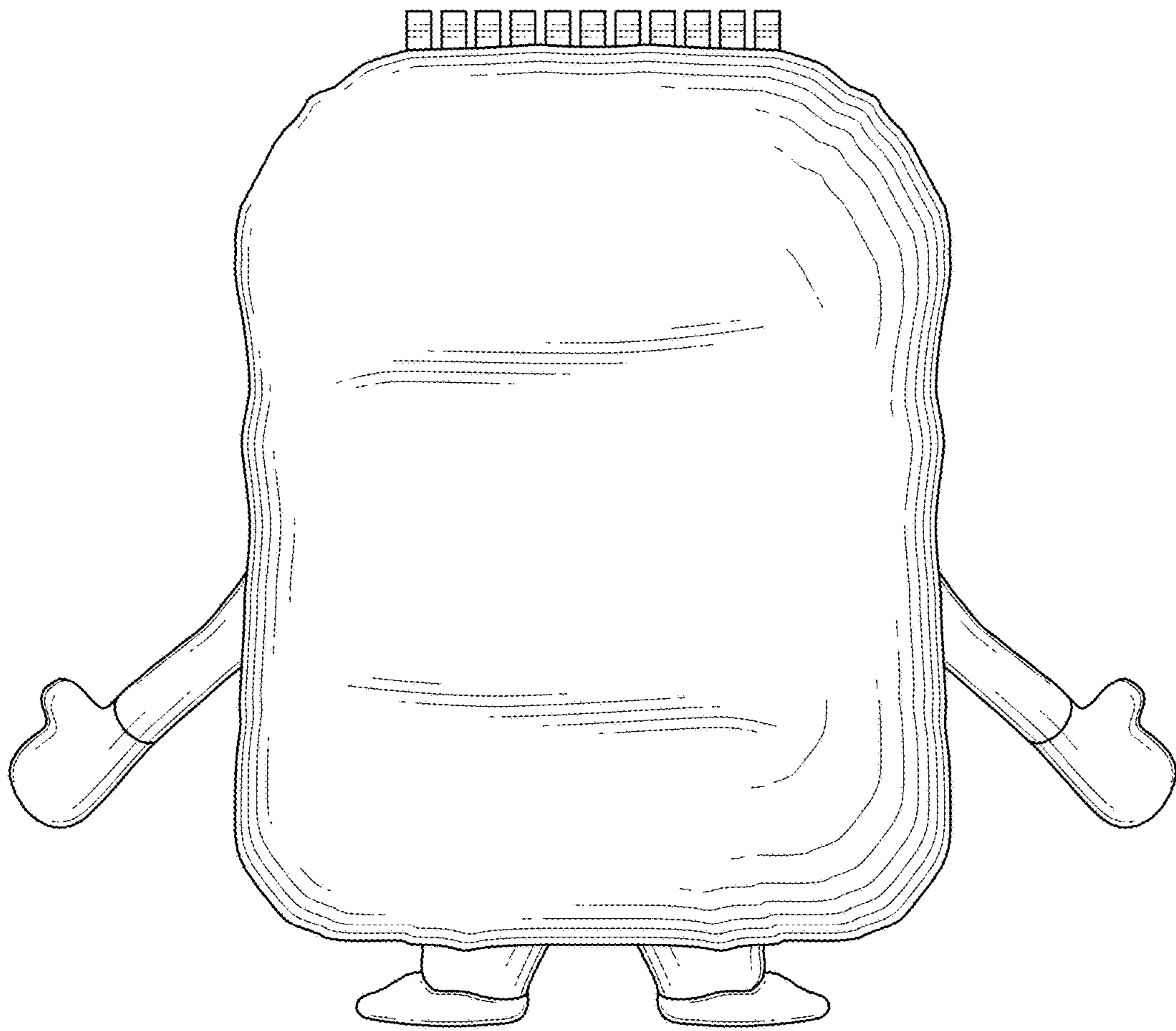


FIG. 1

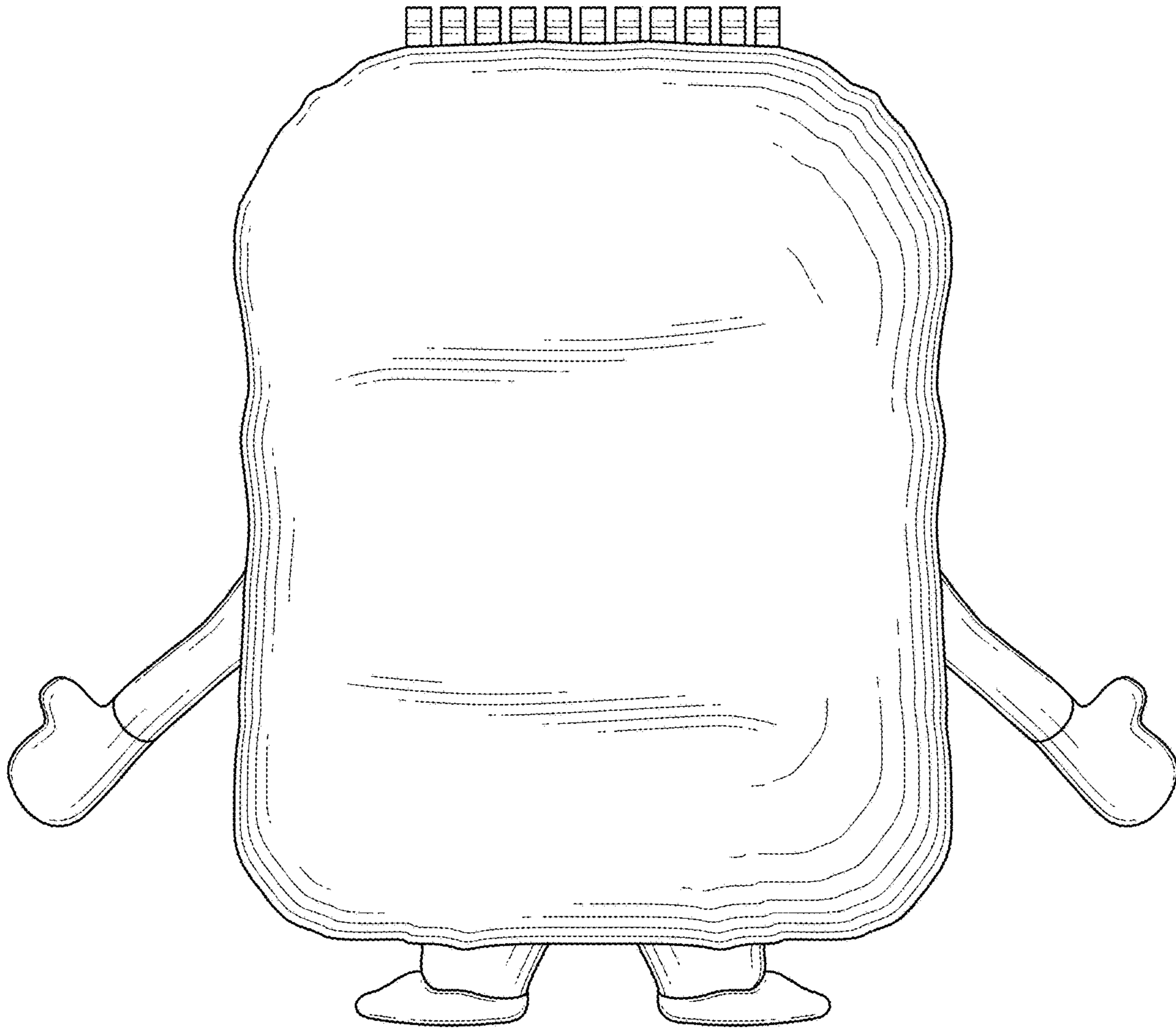


FIG. 2

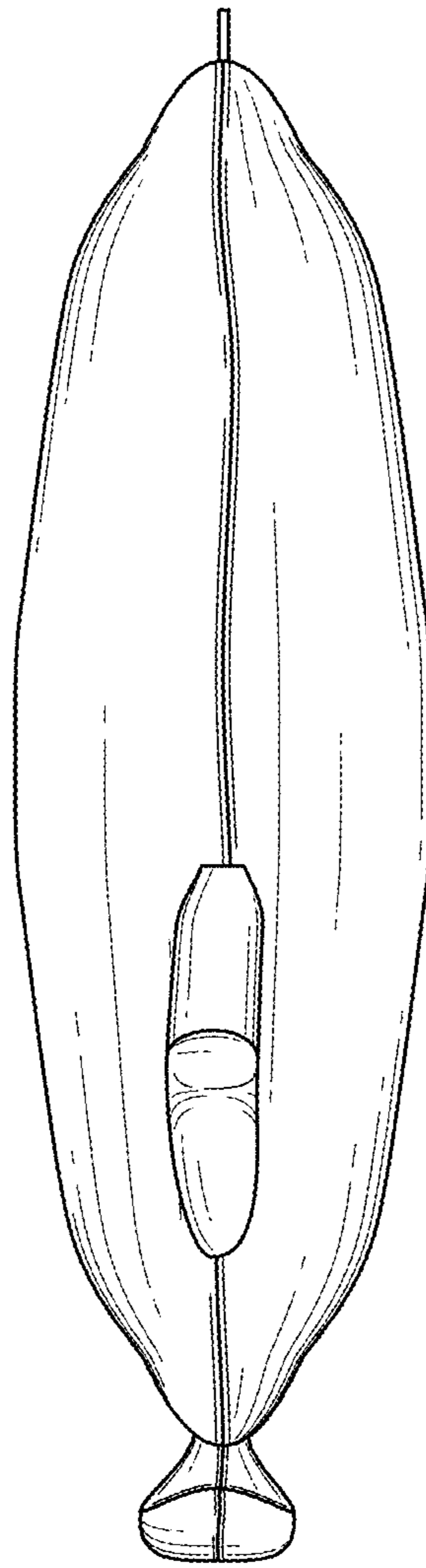


FIG. 3

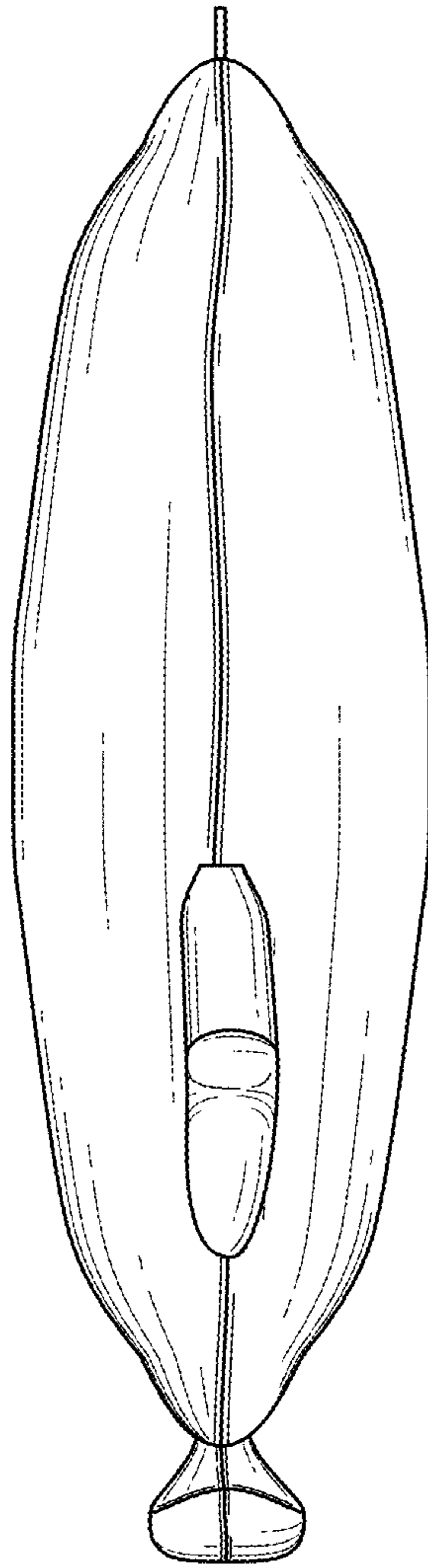


FIG. 4

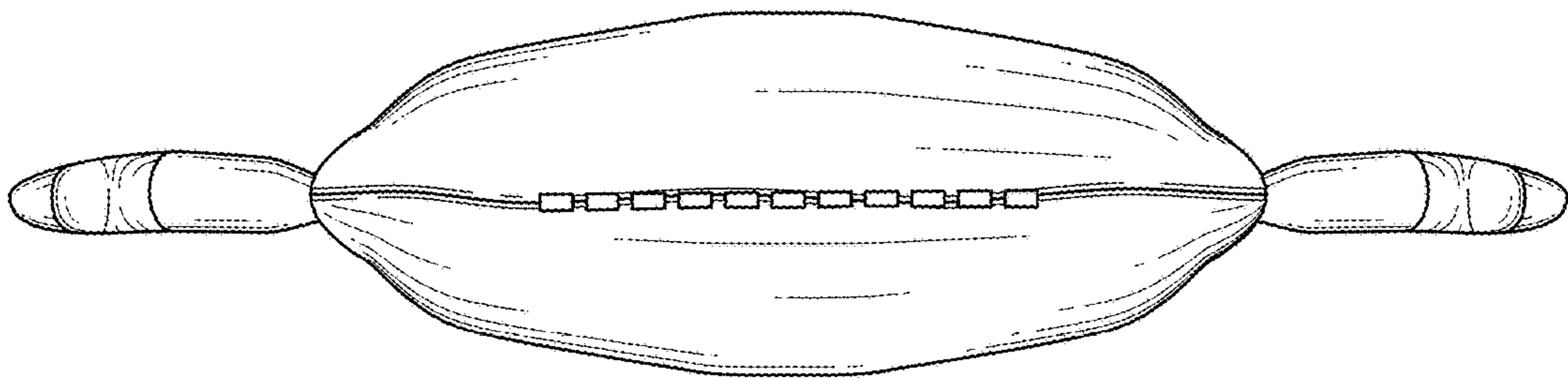


FIG. 5

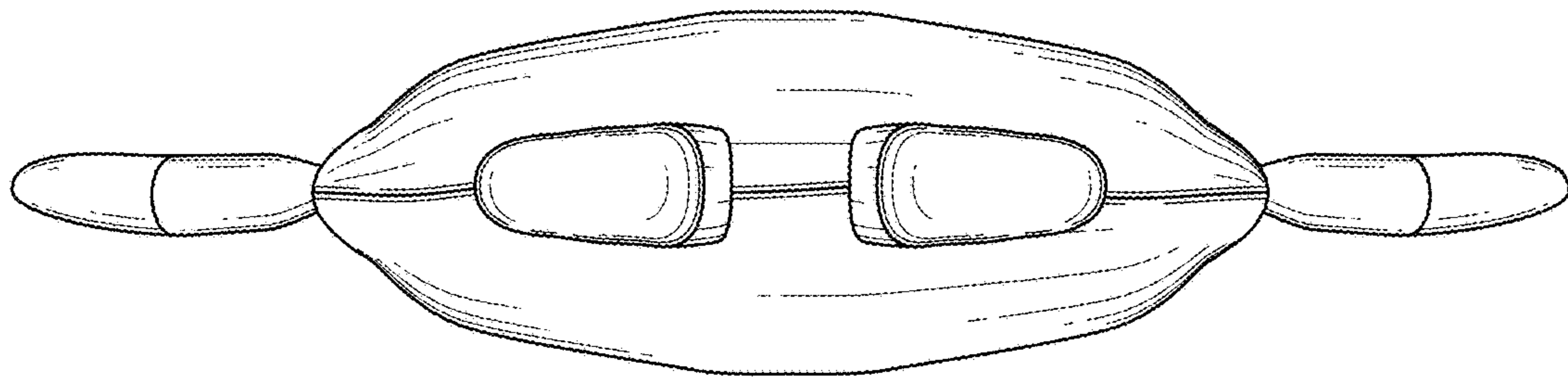


FIG. 6