



US00D791501S

(12) **United States Design Patent** (10) **Patent No.:** **US D791,501 S**
Nguyen (45) **Date of Patent:** **** Jul. 11, 2017**

(54) **YOGA TOWEL/MAT WITH PATTERN**
(71) Applicant: **Rose Nguyen**, Vancouver (CA)
(72) Inventor: **Rose Nguyen**, Vancouver (CA)
(**) Term: **15 Years**
(21) Appl. No.: **29/562,361**
(22) Filed: **Apr. 25, 2016**
(30) **Foreign Application Priority Data**
Nov. 4, 2015 (CA) 165194
(51) **LOC (10) Cl.** **06-11**
(52) **U.S. Cl.**
USPC **D6/582**; D6/588; D21/686
(58) **Field of Classification Search**
USPC ... D5/28, 37, 39, 43, 55, 57, 58, 60, 63, 65;
D6/582-593, 597, 598, 608, 609, 613,
D6/614, 616, 617, 618; D8/374;
D21/662, 671, 686, 792; D25/105, 138,
D25/157; D30/118, 161; D32/57;
D12/203
CPC A47G 27/0206; A47G 27/0212; A47G
27/0218; A47G 27/0225; A47G 27/0237;
A47G 27/0293; A47K 7/026; A47L
23/26; A47L 23/266; A63B 6/00; A63B
21/4037
See application file for complete search history.

(56) **References Cited**
U.S. PATENT DOCUMENTS
D189,957 S * 3/1961 Ellefson D5/53
D235,413 S * 6/1975 Murphy D6/583
4,457,964 A * 7/1984 Kaminstein A47G 23/0303
428/131
D309,945 S * 8/1990 Hicks D23/403
D318,575 S * 7/1991 Applebaum D25/138
D365,619 S * 12/1995 Foster D21/792
D457,373 S * 5/2002 Prinzmetal D6/582

6,387,013 B1 * 5/2002 Marquez A63B 6/00
473/278
D509,873 S * 9/2005 Dias D21/792
D660,068 S * 5/2012 Wang D6/582
D699,978 S * 2/2014 Hasta D6/582
D699,979 S * 2/2014 Tamayo D6/582
D699,980 S * 2/2014 Tamayo D6/589
D707,057 S * 6/2014 Hasta D6/582
D708,445 S * 7/2014 Love D5/41
D733,461 S * 7/2015 Diaz D6/592
D734,063 S * 7/2015 Evert D6/588
D778,375 S * 2/2017 Stein D21/686
D781,972 S * 3/2017 Bertocello D21/686
2001/0034288 A1 * 10/2001 Howlett-Campanella
..... A63B 21/4037
482/23
2002/0045021 A1 * 4/2002 Brown A47L 23/266
428/47

(Continued)

Primary Examiner — Celia Murphy
Assistant Examiner — Clare Ann Gannon
(74) *Attorney, Agent, or Firm* — Klarquist Sparkman,
LLP

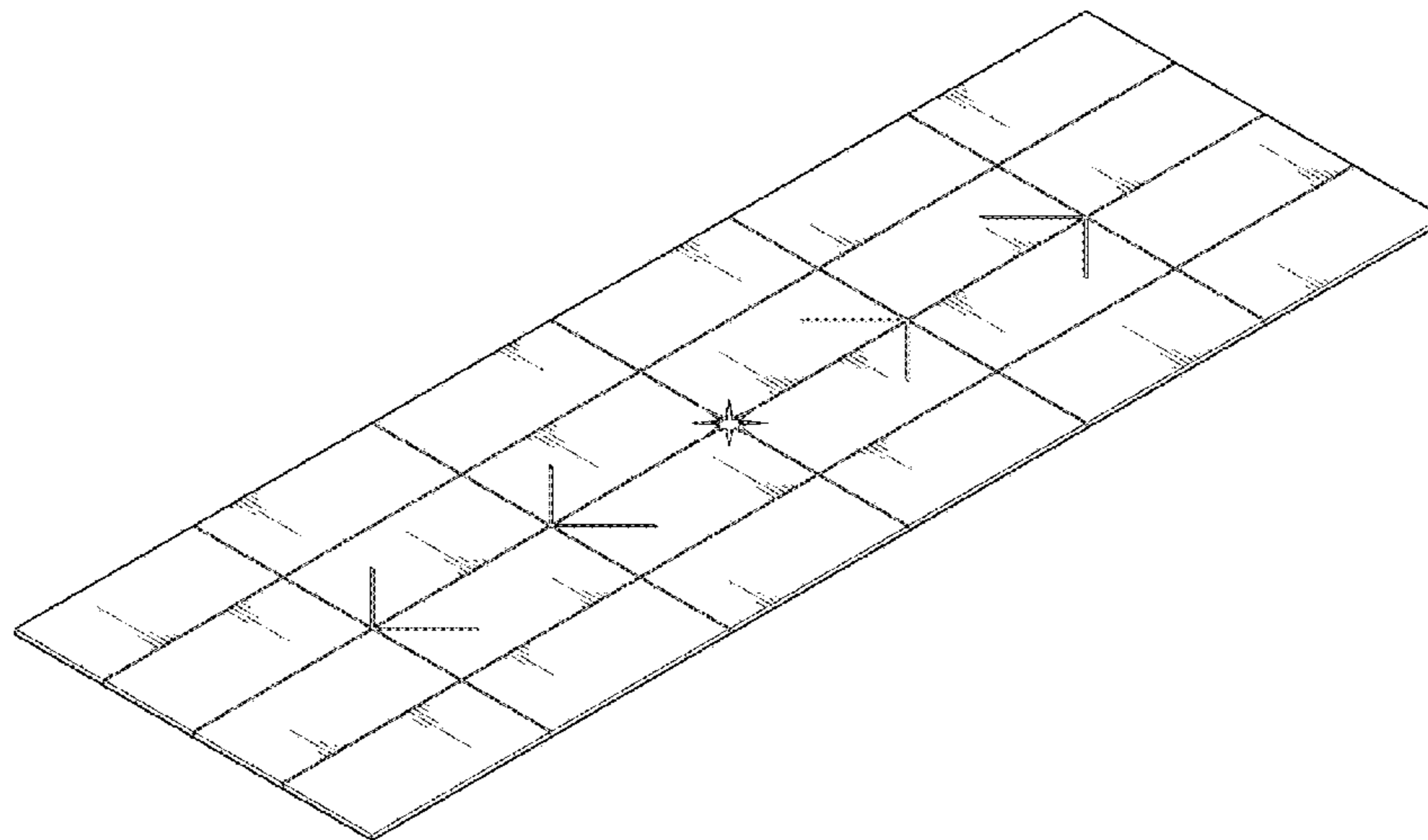
(57) **CLAIM**

I claim the ornamental design for a yoga towel/mat with pattern, as shown and described.

DESCRIPTION

FIG. 1 is a perspective view of the design, as view from the top and one side thereof;
FIG. 2 is a top plan view thereof;
FIG. 3 is a right side elevation view thereof, wherein the left side elevation view is a mirror image of the right side elevation view;
FIG. 4 is a front side elevation view thereof, wherein the rear side elevation view is a mirror image of the front side elevation view; and,
FIG. 5 is a fragmentary enlarged front side elevation view of the portion of the design identified in FIG. 4 by the circle with arrows and the reference numeral 5.

1 Claim, 2 Drawing Sheets



(56)

References Cited

U.S. PATENT DOCUMENTS

2003/0017915 A1* 1/2003 Prinzmetal A63B 6/00
482/23
2004/0214692 A1* 10/2004 Koenig A63B 21/4037
482/23
2012/0233772 A1* 9/2012 Wang A47G 27/0237
5/417
2013/0180048 A1* 7/2013 Saltzman A63B 23/035
5/417
2014/0007345 A1* 1/2014 Hasta A63B 21/4037
5/417
2014/0237718 A1* 8/2014 Burch A63B 21/4037
5/417
2014/0335319 A1* 11/2014 Tsai A63B 21/1473
428/172
2015/0107022 A1* 4/2015 Al Yazdi A47G 27/0237
5/417

* cited by examiner

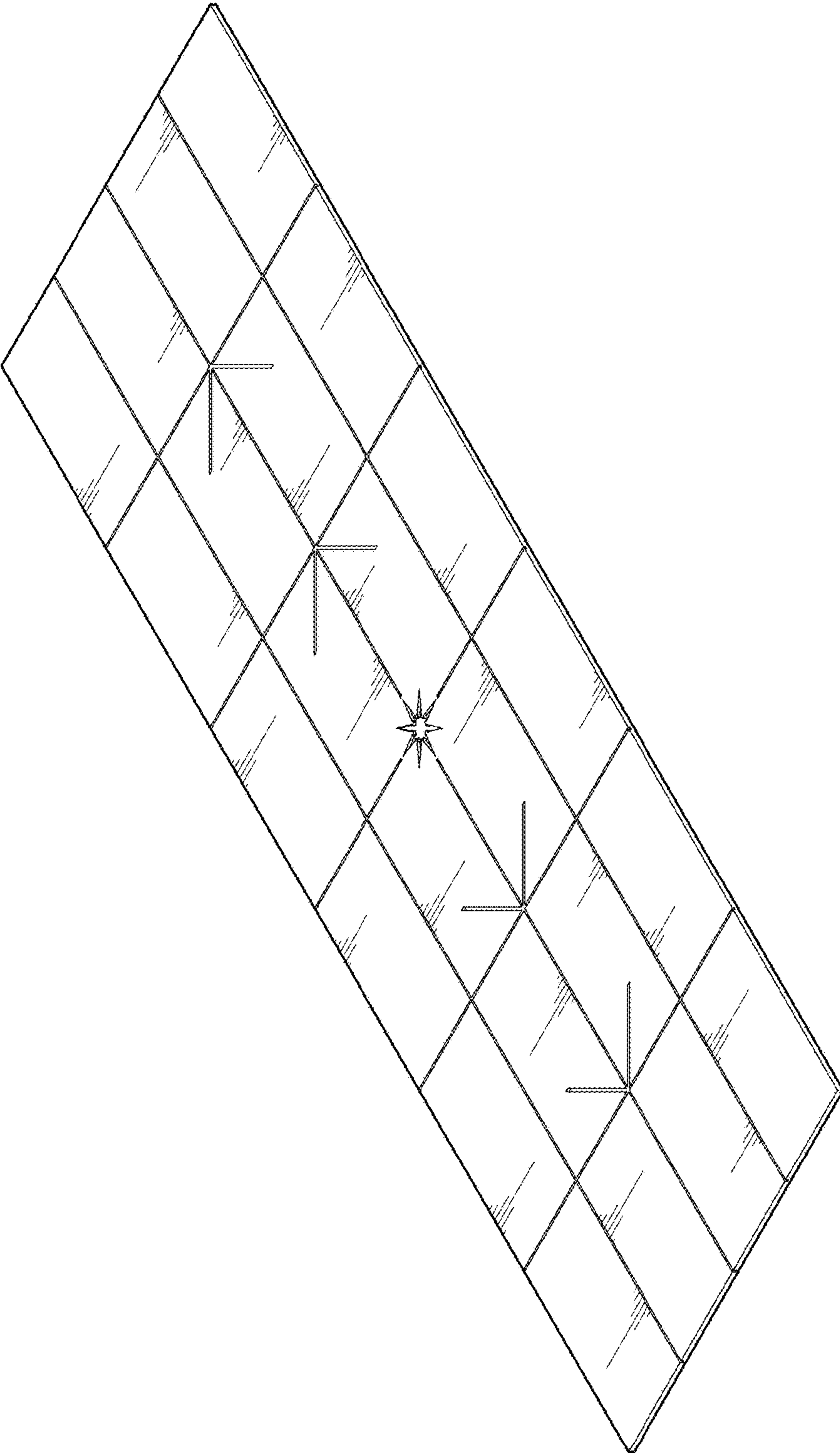


FIG. 1

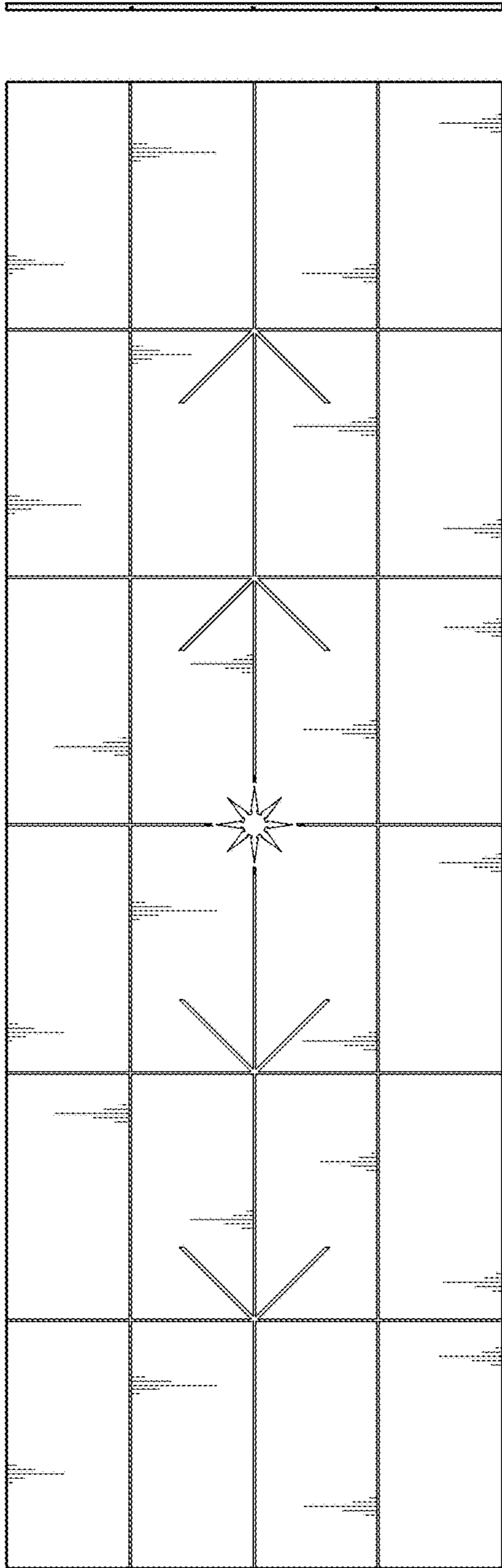


FIG. 2

FIG. 3




FIG. 4

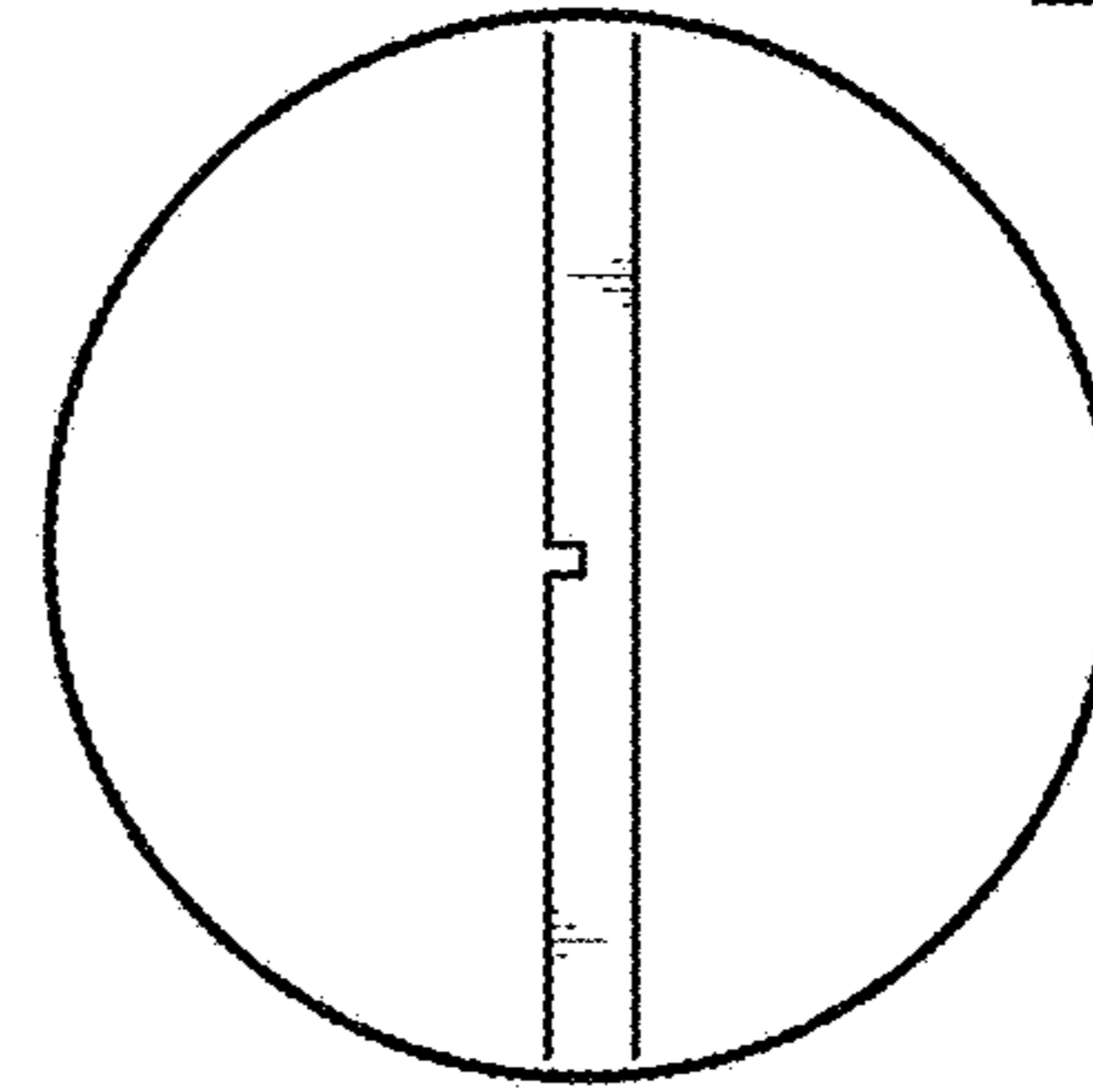


FIG. 5