

US00D791500S

(12) **United States Design Patent** (10) **Patent No.:** **US D791,500 S**
Ioppolo (45) **Date of Patent:** **** Jul. 11, 2017**

(54) **TOY DISPLAY DEVICE**

(71) Applicant: **Rose M. Ioppolo**, Concord Township, OH (US)

(72) Inventor: **Rose M. Ioppolo**, Concord Township, OH (US)

(**) Term: **14 Years**

(21) Appl. No.: **29/520,353**

(22) Filed: **Mar. 13, 2015**

(51) **LOC (10) Cl.** **06-08**

(52) **U.S. Cl.**
USPC **D6/564**

(58) **Field of Classification Search**
USPC D6/564, 512-514, 566, 553, 567, 569, D6/315, 320, 327; D8/349, 354, 367, D8/372; 248/301-304, 309.1, 309.2; 211/13.1, 30, 32, 70.6, 56.01, 87.01, 211/181.1
CPC A47G 7/044; A47G 7/041; A47G 7/047; A47J 45/10; A47J 47/16
See application file for complete search history.

D368,017 S * 3/1996 McDowell D8/367
D368,018 S * 3/1996 McDowell D8/367
5,501,627 A 3/1996 Ekstein
5,649,848 A 7/1997 Clark
5,733,166 A 3/1998 Hoag
5,746,638 A 5/1998 Shiraishi
5,954,512 A 9/1999 Fruge
D422,502 S * 4/2000 Keller D9/451
6,139,331 A 10/2000 Owen

(Continued)

Primary Examiner — David Muller
Assistant Examiner — Nathan Johnston
(74) *Attorney, Agent, or Firm* — Tarolli, Sundheim, Covell & Tummino LLP

(57) **CLAIM**

The ornamental design for a toy display device, as shown and described.

DESCRIPTION


FIG. 1 is a front perspective view of a toy display device showing my new ornamental design;
FIG. 2 is a left side elevation view thereof;
FIG. 3 is a right side elevation view thereof;
FIG. 4 is a front elevation view thereof;
FIG. 5 is a rear elevation view of thereof;
FIG. 6 is a top plan view thereof;
FIG. 7 is a bottom plan view thereof;
FIG. 8 is another front perspective view thereof, shown attached to a wall; and,
FIG. 9 is an exploded perspective view thereof.
Those portions of the Figures shown in broken lines are for illustration only and form no part of the claimed design. The dash dot lines immediately adjacent to the claimed area represent the boundaries of the claimed design. The broken lines in the figures illustrate the portions of the design and environment that form no part of the claimed design. None of the broken lines form any part of the claimed design.

1 Claim, 5 Drawing Sheets

(56) **References Cited**

U.S. PATENT DOCUMENTS

2,414,653	A	1/1947	Lookholder	
D210,368	S *	3/1968	Kroninger	D1/107
3,946,520	A	3/1976	Goldfarb et al.	
4,170,086	A	10/1979	Hills	
D284,685	S *	7/1986	Fabricant	D21/618
D293,000	S *	12/1987	Williams	D21/408
D302,188	S *	7/1989	Nakao	D21/476
D302,189	S *	7/1989	Nakao	D21/476
5,201,443	A	4/1993	Oswald	
5,342,048	A	8/1994	Jones et al.	
5,344,356	A	9/1994	Pizzelli et al.	
5,362,271	A	11/1994	Butt	
5,417,605	A	5/1995	Chan	
D368,016	S *	3/1996	McDowell	D8/367



(56)

References Cited

U.S. PATENT DOCUMENTS

6,293,038 B1 9/2001 Chang
 6,571,947 B1 6/2003 Rogers
 6,824,441 B1 11/2004 Wiggs et al.
 7,117,621 B2 10/2006 Chang
 7,234,941 B2 6/2007 Shuler et al.
 7,244,164 B2 7/2007 Isenberg
 D564,177 S * 3/2008 Edwards D1/109
 7,513,504 B2 4/2009 Lochtefeld
 D592,433 S * 5/2009 Benfatti D6/518
 D636,987 S * 5/2011 van Der Lande D3/211
 D637,431 S * 5/2011 Clavette D3/271.11
 D637,432 S * 5/2011 Clavette D3/271.11
 8,043,138 B2 10/2011 Buckley
 8,047,851 B1 11/2011 Baxter
 D655,632 S * 3/2012 van der Lande D10/40
 D669,934 S * 10/2012 van der Lande D19/139
 D671,822 S * 12/2012 van der Lande D8/395
 D674,635 S * 1/2013 van der Lande D6/534
 D675,484 S * 2/2013 Schwartz D7/628
 8,376,807 B2 2/2013 Fogarty
 D679,754 S * 4/2013 Roth D19/7
 8,550,299 B2 10/2013 Lohmann
 D699,946 S * 2/2014 Lee D3/271.1
 D730,616 S * 6/2015 Keating D1/107
 D751,531 S * 3/2016 Bearsch D14/207
 D755,514 S * 5/2016 Ejiri D3/251
 D761,497 S * 7/2016 Paculdo D21/606
 2002/0000058 A1 1/2002 Chang
 2007/0254555 A1 11/2007 Johnson et al.
 2008/0248713 A1 10/2008 Mulrine et al.
 2009/0130950 A1 5/2009 Deutschman
 2010/0237599 A1 9/2010 Bianchi
 2012/0164914 A1 6/2012 O'Connor et al.

* cited by examiner

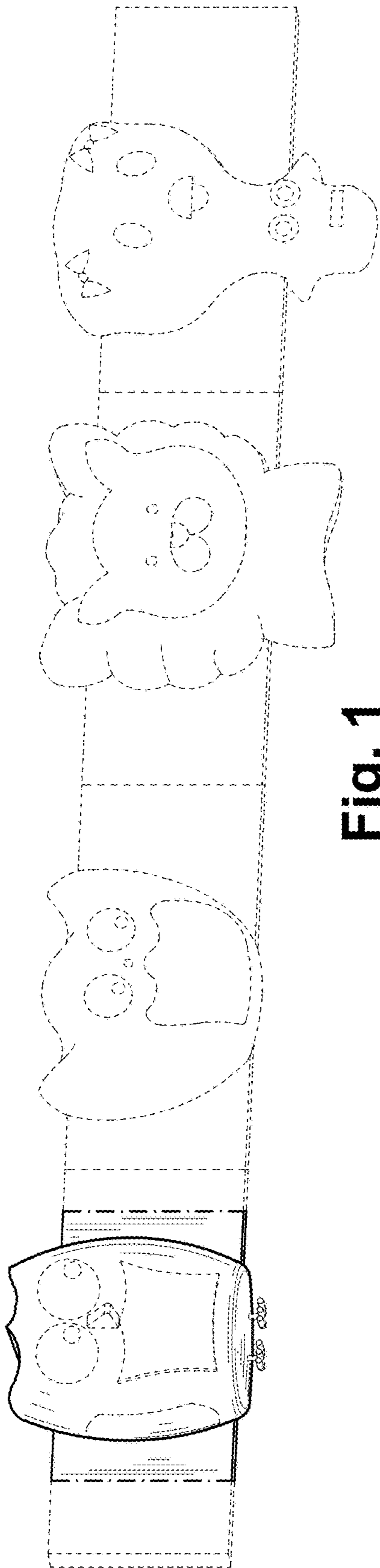


Fig. 1

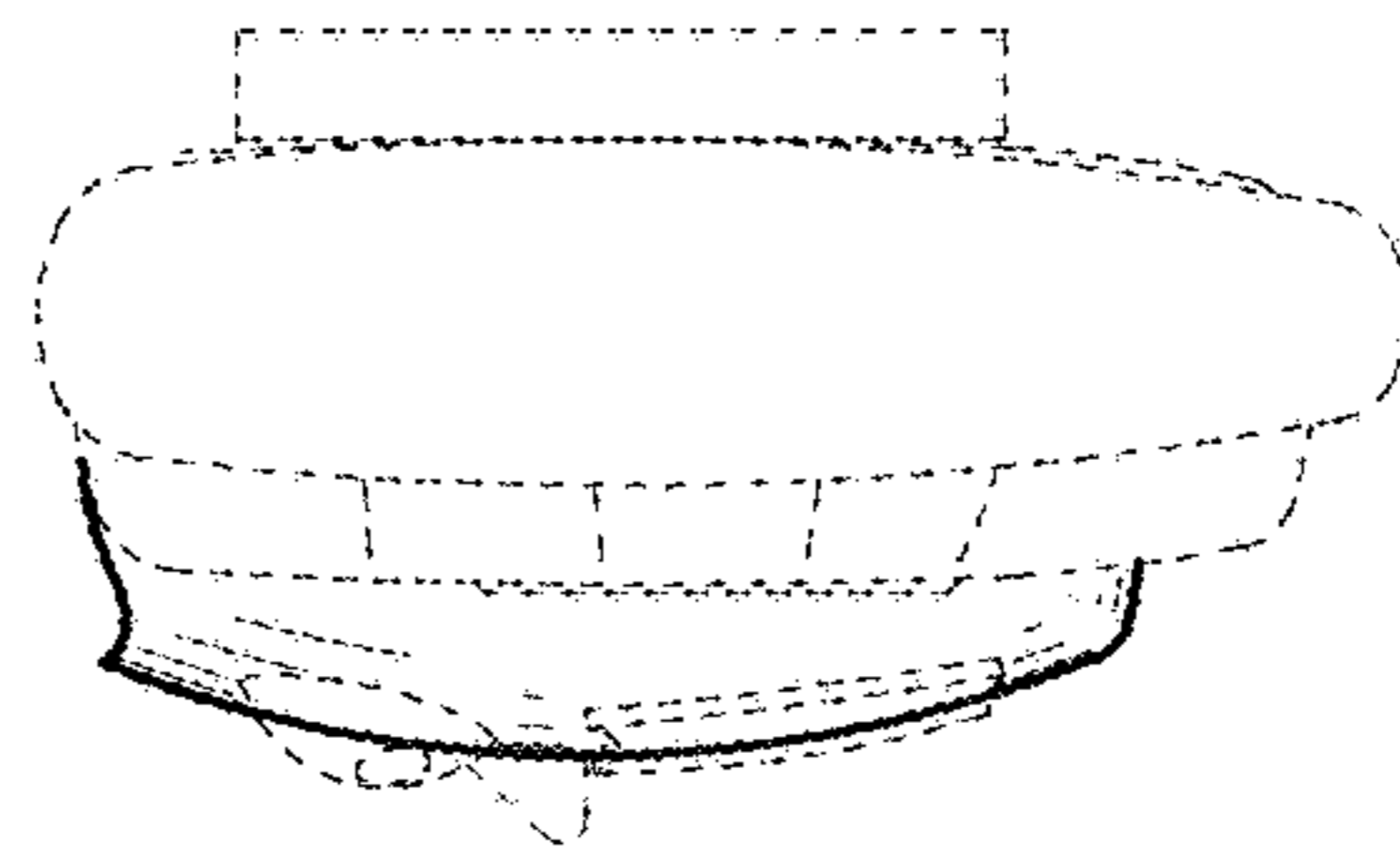


Fig. 3

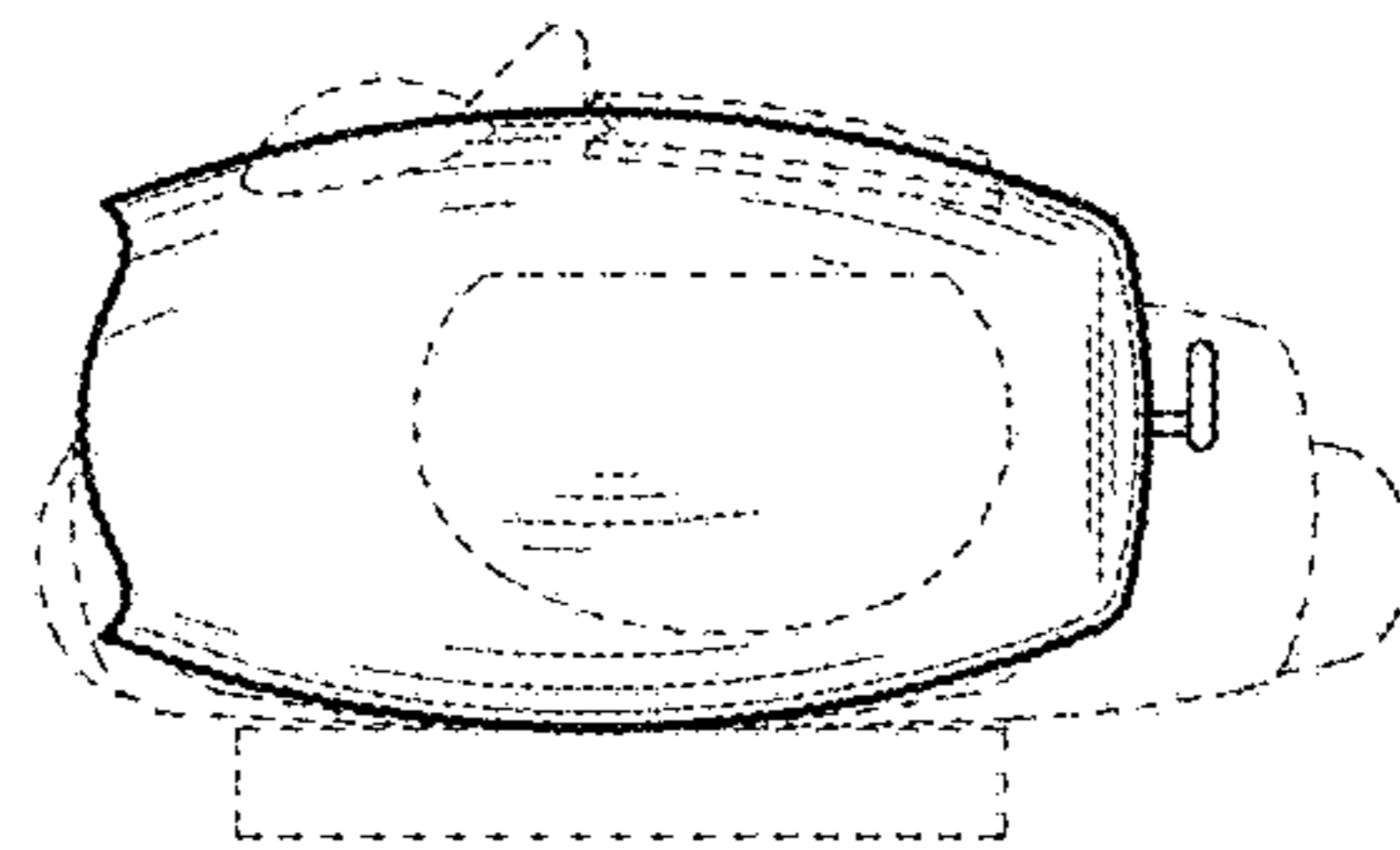
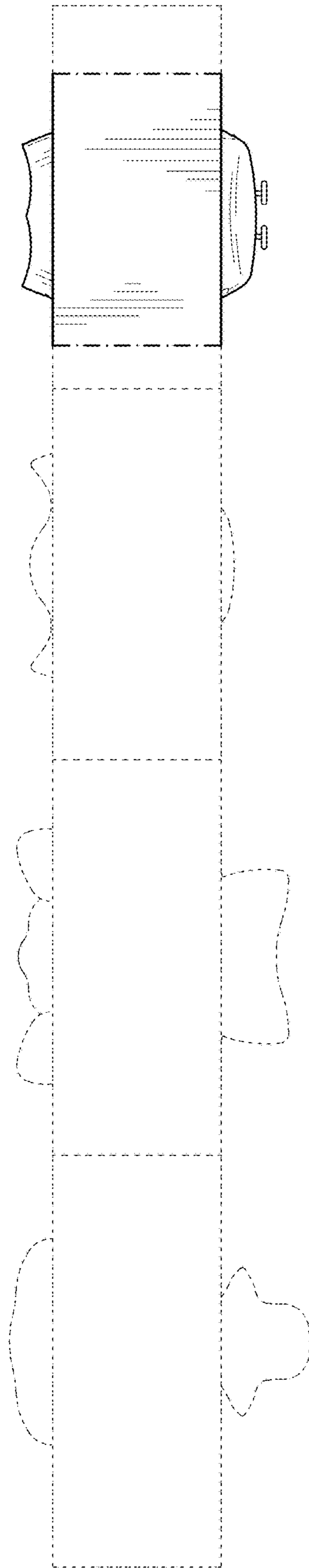
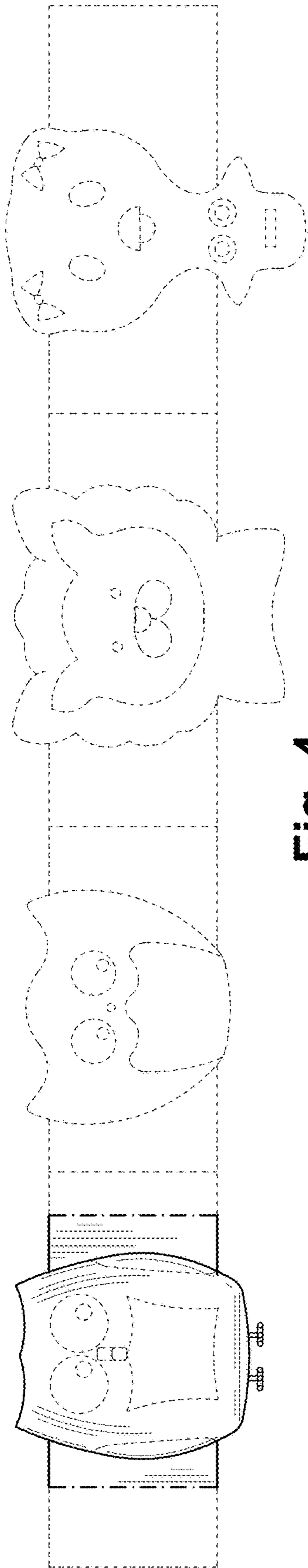


Fig. 2



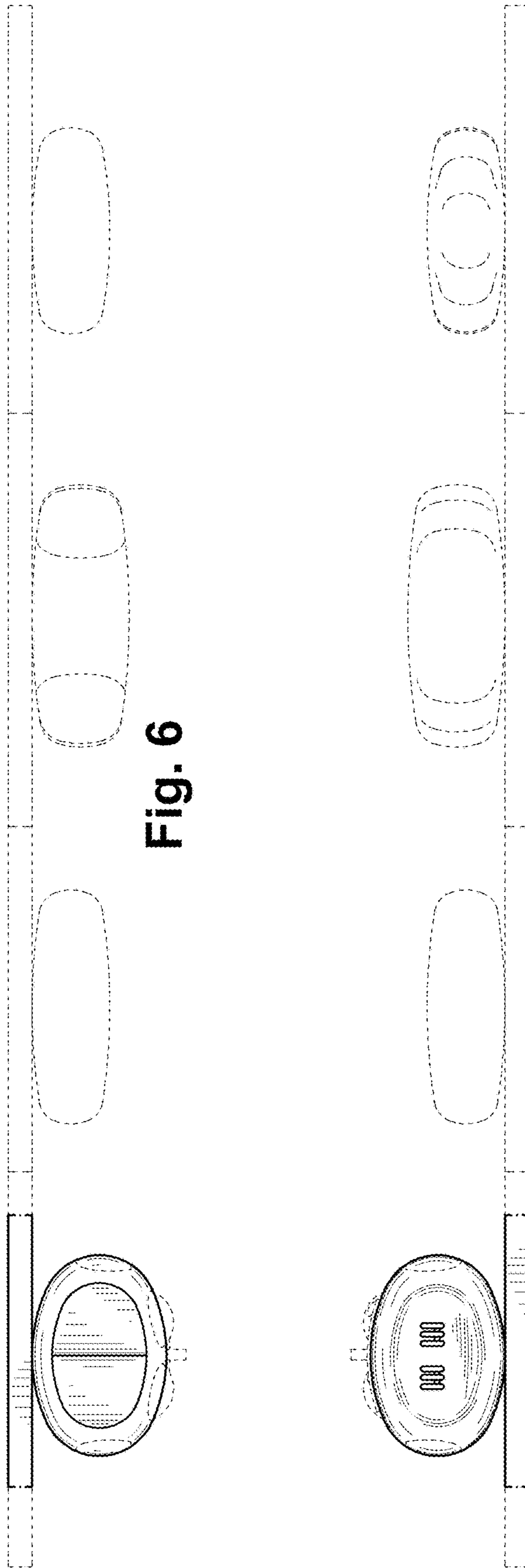


Fig. 6

Fig. 7

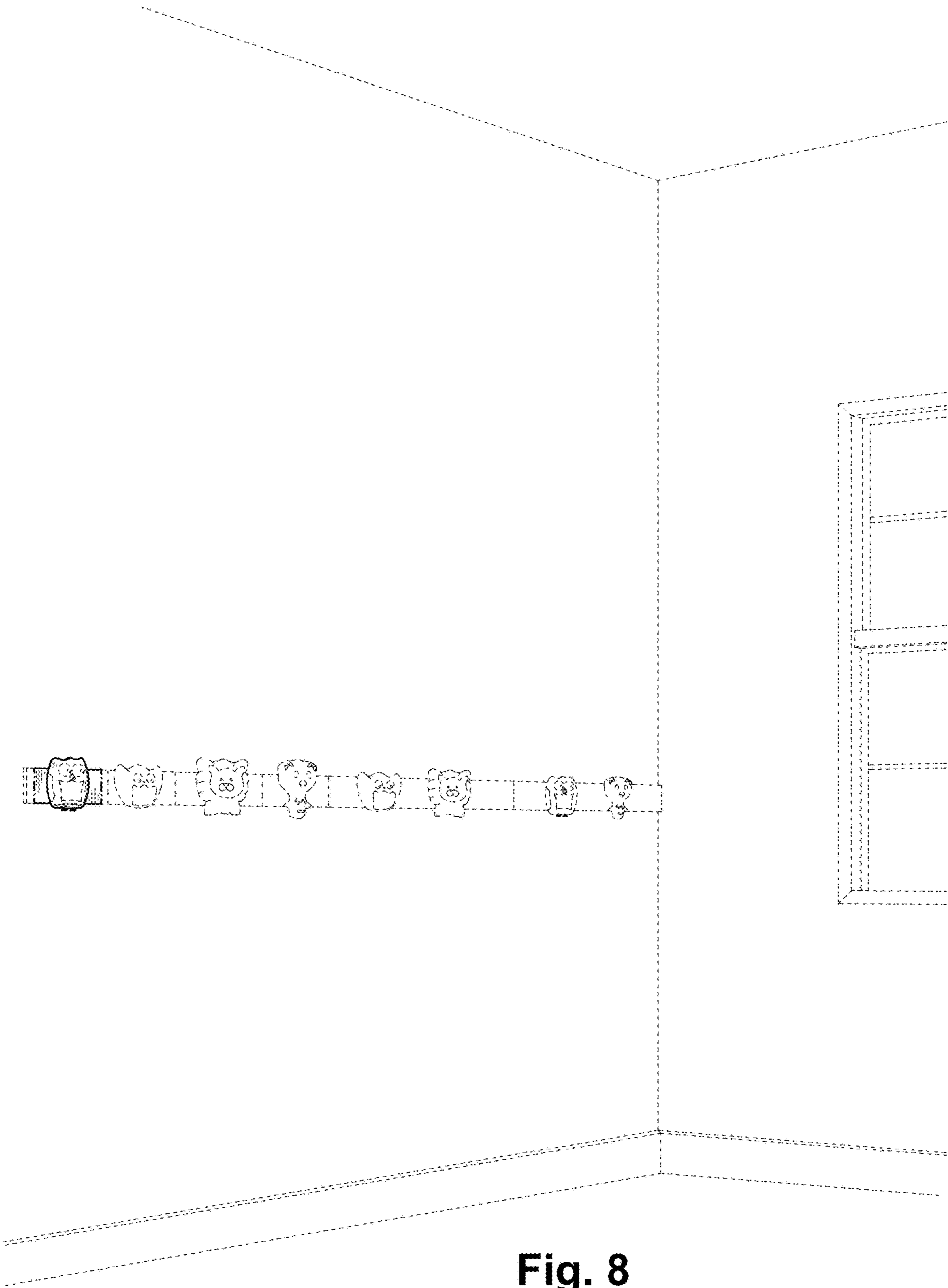


Fig. 8




Fig. 9