



US00D791498S

(12) **United States Design Patent** (10) **Patent No.:** **US D791,498 S**
Brickl (45) **Date of Patent:** **** Jul. 11, 2017**

(54) **PAPER PRODUCT DISPENSER**
(71) Applicant: **SCA HYGIENE PRODUCTS AB,**
Göteborg (SE)
(72) Inventor: **Jeffrey Jay Brickl,** Lodi, WI (US)
(73) Assignee: **SCA HYGIENE PRODUCTS AB,**
Göteborg (SE)
(**) Term: **15 Years**
(21) Appl. No.: **29/546,427**
(22) Filed: **Nov. 23, 2015**
(51) **LOC (10) Cl.** **20-02**
(52) **U.S. Cl.**
USPC **D6/520**
(58) **Field of Classification Search**
USPC D6/515, 516, 517, 518, 519-523;
D7/550.1, 609, 610, 611, 612, 325, 348,
D7/350.1, 350.2, 367; 206/389;
242/570, 590, 595, 596, 598, 598.5,
242/598.6; 312/34.1, 34.8
CPC A47K 10/3836; A47K 10/38; A47K
2010/3863; A47K 2010/3253; A47K
10/36; A47K 10/40; A47K 10/22; A47K
10/32; A47K 10/34; A47K 10/3687;
A47K 10/3827; A47K 10/3818; A47K
10/405; A47K 2010/3246; A47K
2010/326; A47F 5/0823; A47F 5/0861;
A47F 5/0006; A47F 5/0807; A47F
7/0028; A47F 5/0869; A47F 7/00; A47F
7/163; A47F 5/01; A47F 5/0815; A47F
5/0838; A47F 5/103; A47F 7/065; A47F
1/128; A47F 5/0018; A47F 5/04
See application file for complete search history.

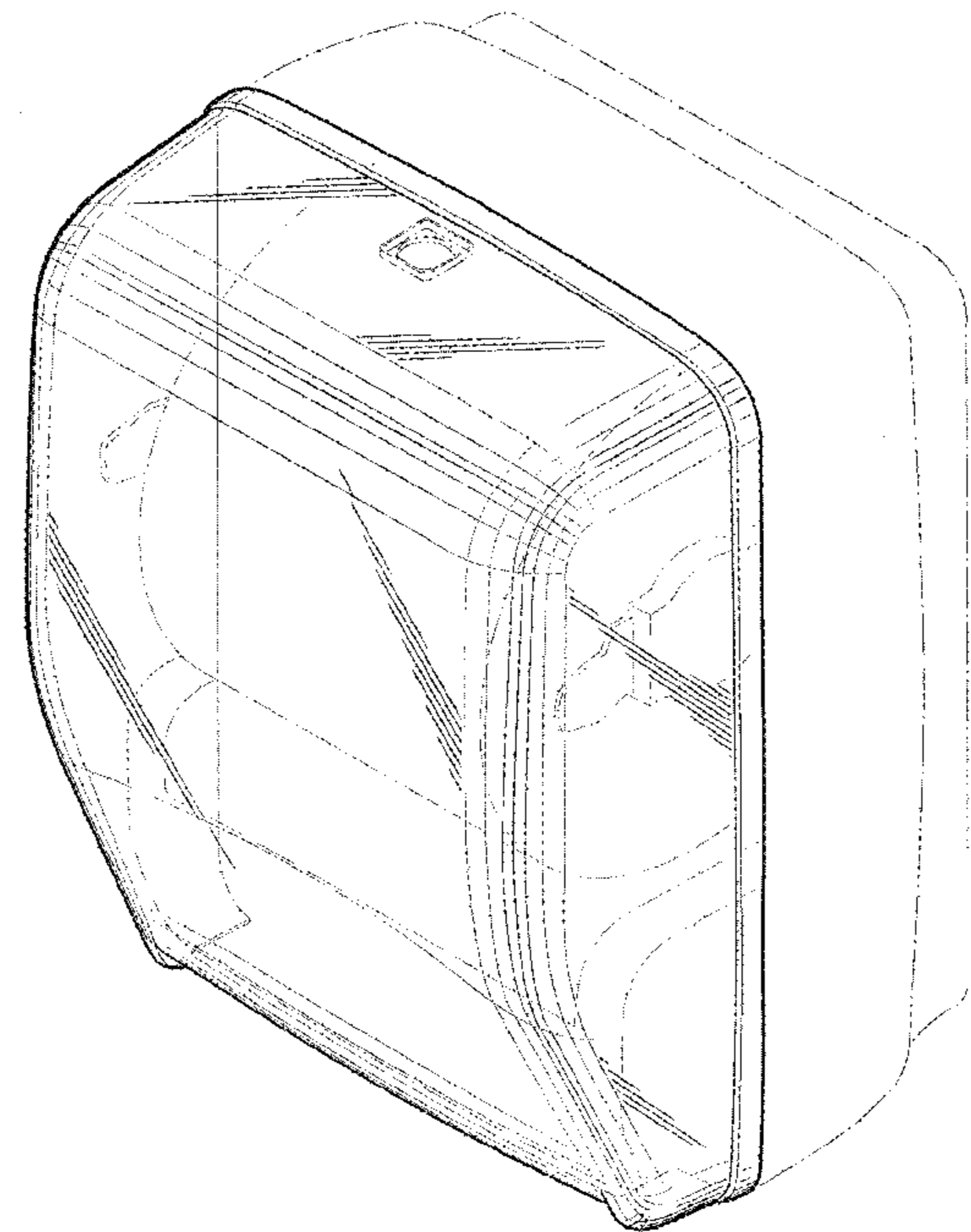
(56) **References Cited**
U.S. PATENT DOCUMENTS
D363,628 S * 10/1995 McCanless D6/518
D386,922 S * 12/1997 Sedlock D6/522
D399,084 S * 10/1998 Tramontina D6/522
D447,657 S * 9/2001 Fisscher D6/518
D583,174 S * 12/2008 Kuehneman D6/522
D654,741 S * 2/2012 Hansen D6/522
D699,470 S * 2/2014 Pasquini D6/522
D769,016 S * 10/2016 Achton D6/518

* cited by examiner
Primary Examiner — Wan Laymon
Assistant Examiner — Mark Booker
(74) *Attorney, Agent, or Firm* — Drinker Biddle & Reath
LLP

(57) **CLAIM**
The ornamental design for a paper product dispenser, as
shown and described.

DESCRIPTION
FIG. 1 is a perspective view of a paper product dispenser
showing the new design.
FIG. 2 is a front elevation view of the dispenser of FIG. 1.
FIG. 3 is a rear elevation view of the dispenser of FIG. 1.
FIG. 4 is a side elevation view of the dispenser of FIG. 1,
with the opposite side being a mirror image thereof.
FIG. 5 is a top view of the dispenser of FIG. 1; and,
FIG. 6 is a bottom view of the dispenser of FIG. 1.
The broken lines represent portions of the dispenser for
environmental purposes only and form no part of the
claimed design.

1 Claim, 5 Drawing Sheets



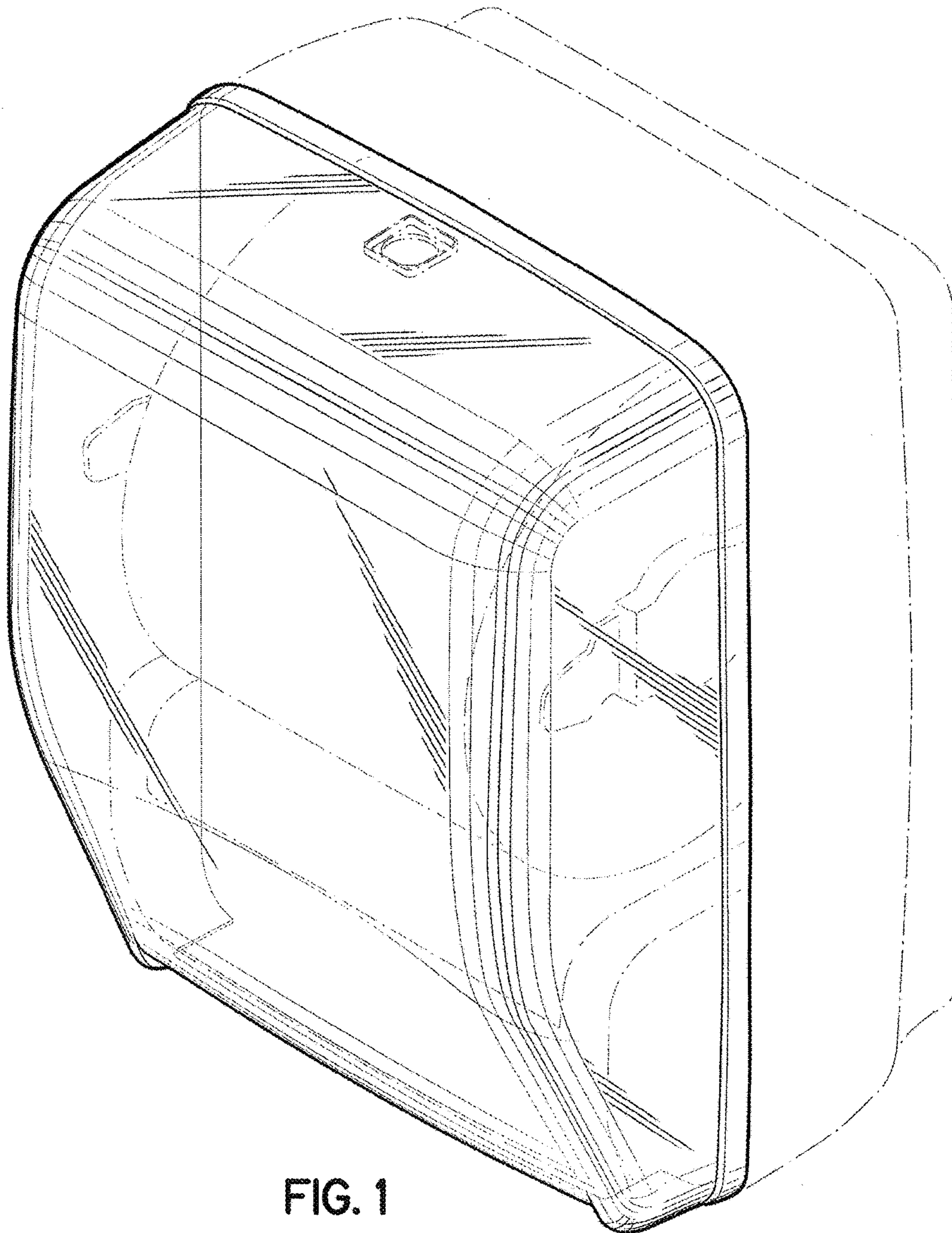


FIG. 1




FIG. 2

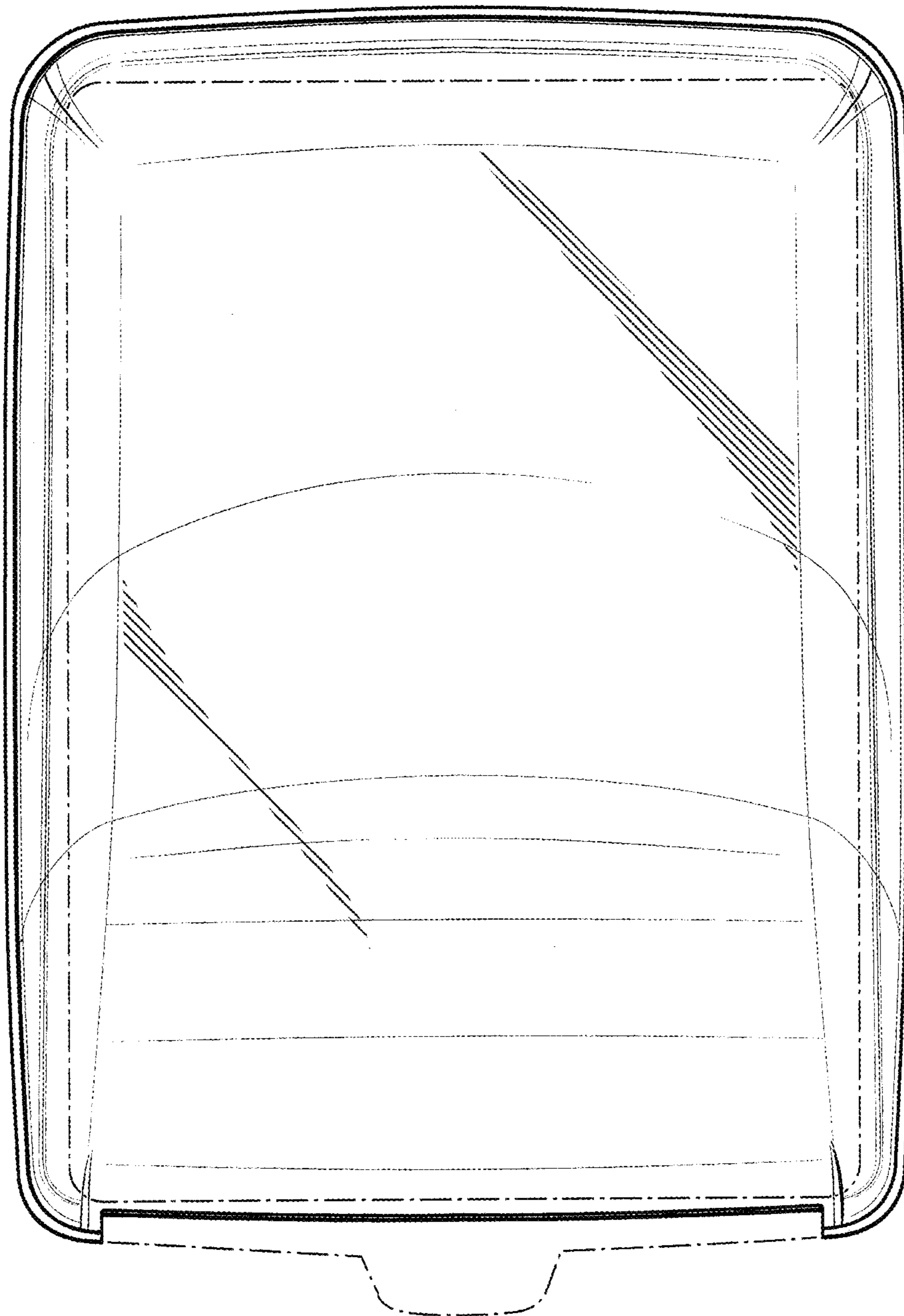


FIG. 3

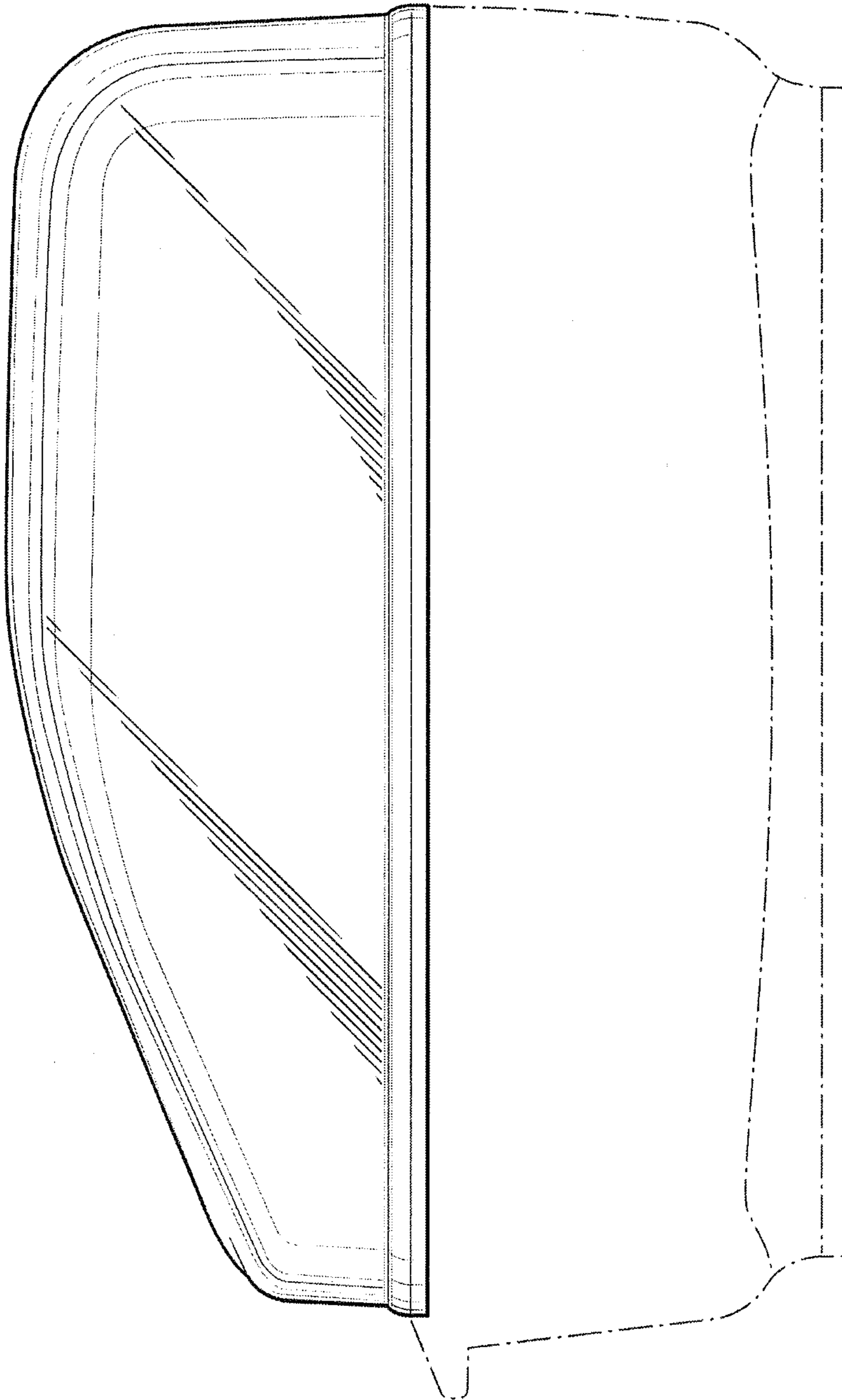


FIG. 4

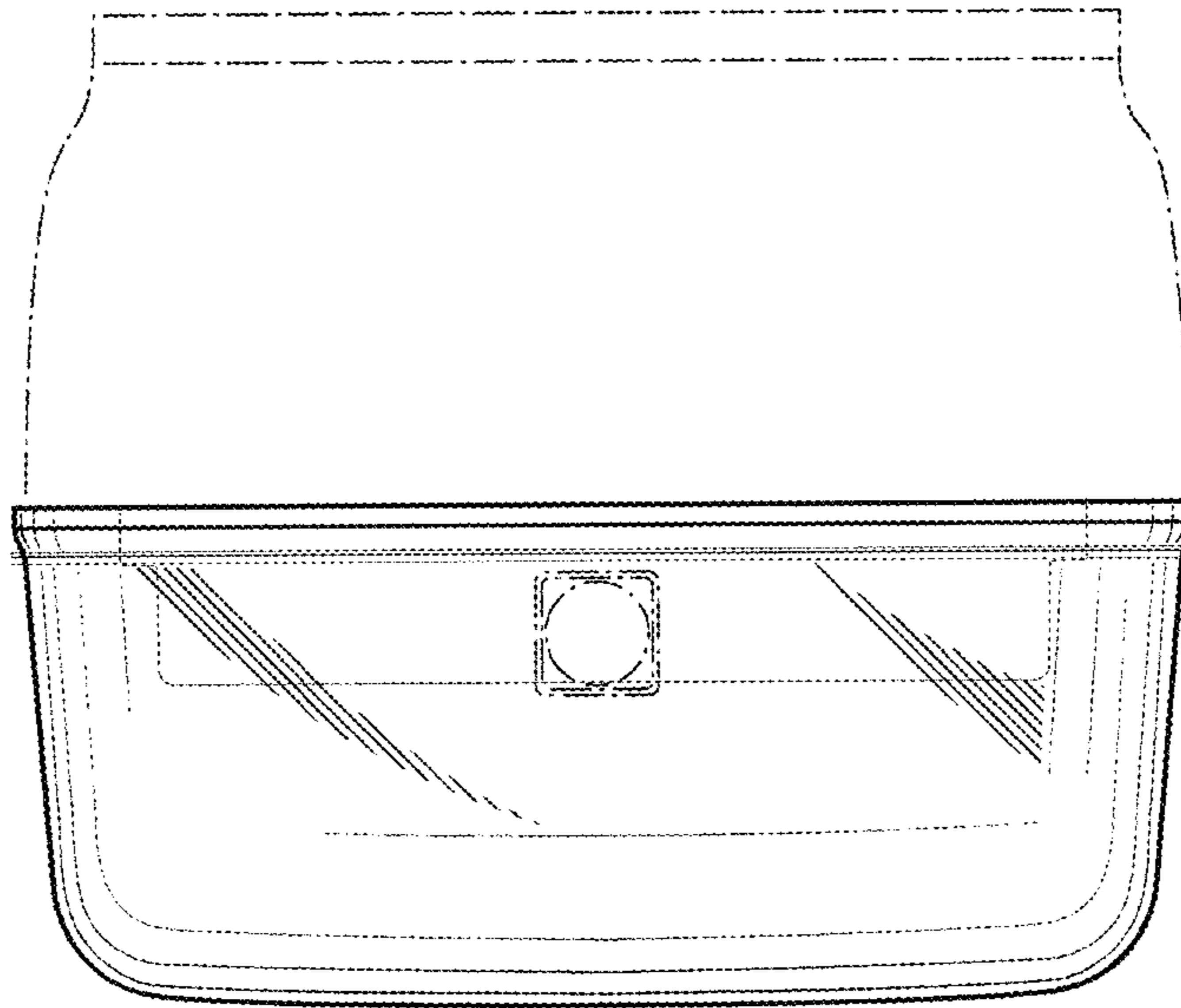


FIG. 5

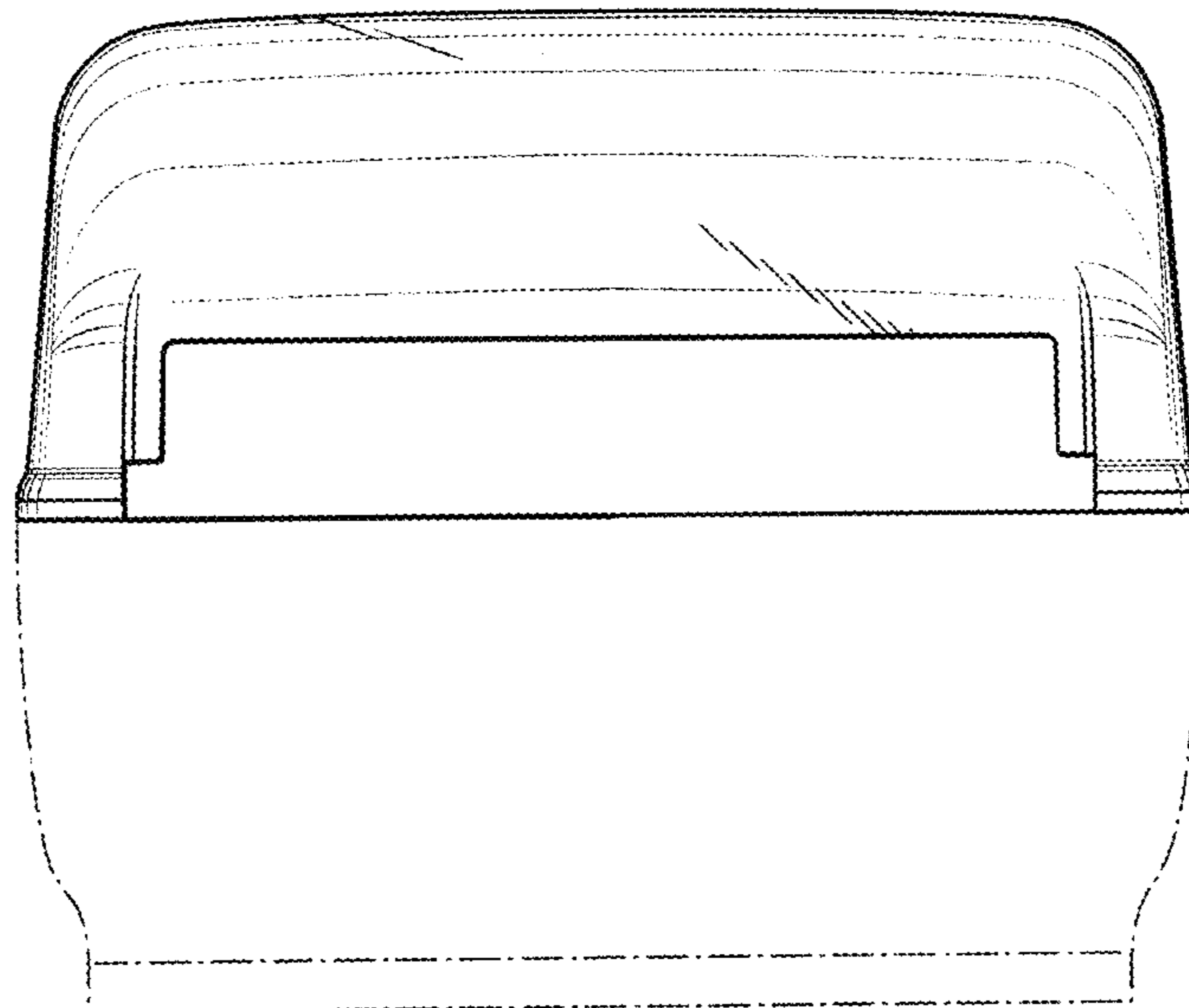


FIG. 6