



US00D791493S

(12) **United States Design Patent**
Schmitt

(10) **Patent No.:** **US D791,493 S**

(45) **Date of Patent:** **** Jul. 11, 2017**

(54) **ARM CHAIR**

(71) Applicant: **Jack Schmitt**, Mission Viejo, CA (US)

(72) Inventor: **Jack Schmitt**, Mission Viejo, CA (US)

(73) Assignee: **Amini Innovation Corporation**, Pico Rivera, CA (US)

(**) Term: **15 Years**

(21) Appl. No.: **29/563,449**

(22) Filed: **May 4, 2016**

(51) **LOC (10) Cl.** **06-03**

(52) **U.S. Cl.**
USPC **D6/334**

(58) **Field of Classification Search**
USPC D6/334, 335, 336, 360, 361, 367, 368,
D6/371-375, 379-381, 716, 716.1-716.8
CPC A47C 7/00; A47C 7/62; A47C 7/18; A47C
7/54; A47C 4/00; A47C 4/028; A47C
4/28; A47C 3/16; A47C 3/04; A47C 3/12;
A47C 1/02; A47C 1/14

See application file for complete search history.

(56) **References Cited**

U.S. PATENT DOCUMENTS

D39,390 S	6/1908	Killian	
D63,704 S	1/1924	Stringe	
D66,697 S	9/1924	McCargar	
D66,698 S	2/1925	McCarger	
D80,624 S	* 3/1930	Havel D6/334
D84,514 S	10/1930	Brown	
D87,144 S	6/1932	Brower	
D88,663 S	12/1932	McLaurin	
D94,777 S	3/1935	Raventos	
D94,779 S	3/1935	Raventos	
D218,681 S	9/1970	Jakobsen	
D218,684 S	9/1970	Jakobsen	
D229,596 S	12/1973	Fisher	
D233,097 S	10/1974	Kashu	

D233,099 S	10/1974	Onishi
D242,308 S	11/1976	Adkinson
D258,102 S	2/1981	Rocchia
D259,841 S	7/1981	Mioni
D293,168 S	12/1987	Tarlow
4,940,150 A	7/1990	Spengler
D327,989 S	7/1992	Hilton
D351,511 S	10/1994	Ferguson
D364,046 S	11/1995	Keller

(Continued)

OTHER PUBLICATIONS

Smith & Watson, Chairs D-340 and D-316, The Chair Collection, p. 12.

(Continued)

Primary Examiner — Deanna L Pratt

(74) *Attorney, Agent, or Firm* — Cislo & Thomas, LLP

(57) **CLAIM**

I claim the ornamental design for an arm chair, as shown and described.

DESCRIPTION

FIG. 1 is a front view of my arm chair;
 FIG. 2 is a perspective view thereof;
 FIG. 3 is a left side view thereof;
 FIG. 4 is a right side view thereof;
 FIG. 5 is a top view thereof;
 FIG. 6 is a close-up view of the right side arm of my arm chair;
 FIG. 7 is a close-up view of the right side lower portion thereof;
 FIG. 8 is a close-up front view of the design at the top back portion thereof;
 FIG. 9 is a close-up rear view of the design at the top back portion thereof; and,
 FIG. 10 is a perspective view of the lower portion of the rear of my arm chair.

1 Claim, 10 Drawing Sheets



(56)

References Cited

U.S. PATENT DOCUMENTS

D364,743 S 12/1995 Lewis
 D369,919 S 5/1996 Lenger
 D378,168 S 2/1997 Lewis
 D383,617 S 9/1997 Estape et al.
 D384,826 S 10/1997 Hutton
 D385,120 S 10/1997 Wistehuff, III
 D385,424 S 10/1997 Chandler
 D391,411 S 3/1998 Walters et al.
 D405,630 S 2/1999 Wohlford
 D410,803 S 6/1999 Kreiss
 D430,418 S 9/2000 O'Hare
 D441,558 S 5/2001 Vaaler
 D441,975 S 5/2001 McDaniel et al.
 D445,583 S 7/2001 O'Hare et al.
 D445,584 S 7/2001 O'Hare et al.
 D446,956 S 8/2001 Black
 D448,943 S 10/2001 McDaniel et al.
 D448,944 S 10/2001 McDaniel et al.
 D451,694 S 12/2001 Vaaler
 D452,084 S 12/2001 O'Hare et al.
 D453,426 S 2/2002 Juhasz
 D455,030 S 4/2002 Harwanko
 D456,179 S 4/2002 Ferrer Beltran
 D456,640 S 5/2002 Harwanko
 D458,469 S 6/2002 Schweikarth et al.
 D459,905 S 7/2002 Stanton
 D459,906 S 7/2002 Stanton
 D463,154 S 9/2002 Vaaler
 D464,822 S 10/2002 Vaaler
 D466,320 S 12/2002 Tobin, Jr.
 D466,322 S 12/2002 Tobin, Jr.
 D468,923 S 1/2003 O'Hare
 D468,925 S 1/2003 Vaaler
 D469,266 S 1/2003 Stanton
 D469,267 S 1/2003 Stanton
 D472,724 S 4/2003 Schmitt
 D473,392 S 4/2003 Vaaler
 D479,658 S 9/2003 Warren et al.
 D480,576 S 10/2003 Schmitt
 D481,881 S 11/2003 McDaniel et al.
 D483,581 S 12/2003 Chang
 D486,005 S 2/2004 Risdon
 D487,990 S 4/2004 Vaaler
 D487,991 S 4/2004 O'Hare
 D489,913 S 5/2004 Wanek et al.
 D491,386 S 6/2004 Sexton
 D491,754 S 6/2004 Harwanko
 D492,497 S 7/2004 Domack
 D492,853 S 7/2004 Schmitt
 D497,497 S 10/2004 Harwanko
 D498,093 S 11/2004 Darafeev
 D503,293 S 3/2005 Schmitt
 D505,804 S 6/2005 Chen
 D509,673 S 9/2005 Schmitt
 D511,903 S 11/2005 Schmitt
 D514,344 S 2/2006 Domack et al.
 D514,839 S 2/2006 Schmitt

D514,851 S 2/2006 Stanton
 D516,332 S 3/2006 Schmitt
 D516,333 S 3/2006 Schmitt
 D516,334 S 3/2006 Schmitt
 D516,335 S 3/2006 Schmitt
 D518,970 S 4/2006 Domack et al.
 D519,741 S 5/2006 Katz et al.
 D520,259 S 5/2006 Schmitt
 D525,042 S 7/2006 Everson et al.
 D526,504 S 8/2006 Peterson et al.
 D527,208 S 8/2006 Malizia
 D536,183 S 2/2007 Schmitt
 D540,058 S 4/2007 Everson et al.
 D543,711 S 6/2007 O'Hare
 D547,561 S 7/2007 Thompson
 D554,882 S 11/2007 Donner
 D560,933 S 2/2008 Sexton
 D564,773 S 3/2008 Schmitt
 D567,532 S * 4/2008 Lamb D6/381
 D569,634 S * 5/2008 Schmitt D6/334
 D572,028 S 7/2008 Schmitt
 D574,623 S 8/2008 Bartlmae
 D574,625 S 8/2008 Schmitt
 D576,409 S 9/2008 Schmitt
 D589,713 S 4/2009 Lowsky
 D590,618 S 4/2009 Hassett, Jr.
 D590,619 S 4/2009 Schmitt
 D592,875 S 5/2009 Schmitt
 D608,105 S 1/2010 Kubryk
 D658,400 S 5/2012 Sofield
 D659,414 S * 5/2012 Schmitt D6/334
 D725,929 S * 4/2015 Liu D6/381
 D725,930 S * 4/2015 Liu D6/381
 D737,593 S * 9/2015 Adair D6/381

OTHER PUBLICATIONS

Ethan Allen circular, Legacy Collection, p. 5, 1996.
 Thomasville, Palais Jardin, p. 12, 2002.
 Furniture Today, p. 158, Oct. 19, 1998.
 Furniture Today AICO, p. 15, Oct. 16, 2000.
 Amini innovation Corp. Monte Carlo Collection, #53000 Series, 2001, 1 page.
 Amini Innovation Corp. La Francaise Collection, #50000 Series, Sep. 11, 2002, 2 pages.
 Amini Innovation Corp. Villagio Chair, Oct. 16, 2002, 1 page.
 Amini Innovation Corp. Excelsior Chair, Sep. 14, 2004, 1 page.
 Amini Innovation Corp. Tuscano Chair, Sep. 14, 2004, 1 page.
 Furniture Today, Pulaski Chair, p. 33, Apr. 15, 2002.
 Amini Innovation Corp. Torino Collection, #56000 Series, Apr. 18, 2001, 1 page.
 Victorian Furniture Corporation Gentleman's Chair No. 16., Mar. 23, 1973, 1 page.
 Chair #D-248, p. 89, Smith & Watson, The Chair Collection, Edition 1, received Jan. 25, 1990, 1 page.
 Amini Innovation Corp. Trevi Collection, Sep. 20, 2004, 2 pages.

* cited by examiner




Fig. 1





Fig. 3



Fig. 4

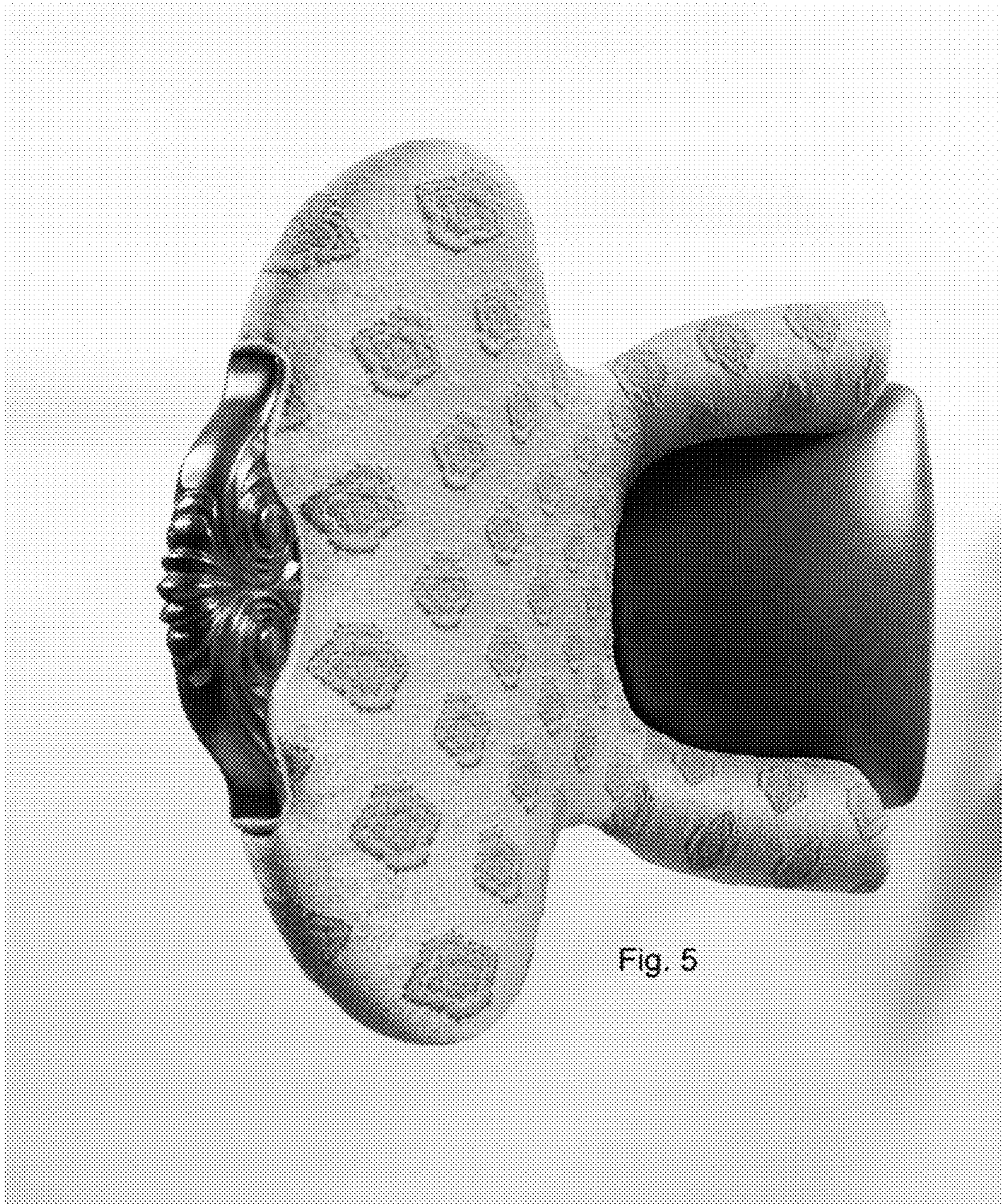


Fig. 5





Fig. 7



Fig. 8



Fig. 9




Fig. 10