



US00D791482S

(12) **United States Design Patent**  
**Itzhak-Sigron et al.**

(10) **Patent No.:** **US D791,482 S**  
(45) **Date of Patent:** **\*\* Jul. 11, 2017**

(54) **BASKET**  
(71) Applicant: **Keter Plastic Ltd.**, Herzelyia (IL)  
(72) Inventors: **Reut Itzhak-Sigron**, Ein Sarid (IL);  
**Zvi Zak**, Herzliya (IL)  
(73) Assignee: **KETER PLASTIC LTD.**, Herzelyia  
(IL)

3,180,385 A \* 4/1965 Kuroda ..... A45C 3/04  
150/118  
D463,921 S \* 10/2002 Shillam ..... D3/213  
D551,445 S \* 9/2007 Peller ..... D3/243  
D611,706 S \* 3/2010 Angles ..... D3/243  
D704,432 S \* 5/2014 Askaroff ..... D3/213  
D765,398 S \* 9/2016 Vaccarella ..... A45C 3/04  
D3/304

(\*\*) Term: **15 Years**

\* cited by examiner

(21) Appl. No.: **29/535,506**

*Primary Examiner* — Kelley Donnelly

(22) Filed: **Aug. 6, 2015**

(74) *Attorney, Agent, or Firm* — Dorsey & Whitney LLP

(30) **Foreign Application Priority Data**

(57) **CLAIM**

Feb. 10, 2015 (IL) ..... 56568

The ornamental design for basket, as shown and described.

(51) **LOC (10) Cl.** ..... **03-01**

(52) **U.S. Cl.**  
USPC ..... **D3/306**

**DESCRIPTION**

(58) **Field of Classification Search**  
USPC ..... D3/232, 243, 304-309, 315; D32/37  
CPC ..... B65D 1/34; B65D 21/00; B65D 27/00;  
B65D 29/00; B65D 37/00  
See application file for complete search history.

FIG. 1 is a perspective view of a basket;  
FIG. 2 is a front elevational view of the basket shown in FIG. 1; the rear elevational view being identical;  
FIG. 3 is a side elevational view of the basket shown in FIG. 1; the other side elevational view being identical;  
FIG. 4 is a top plan view of the basket shown in FIG. 1; and,  
FIG. 5 is a bottom plan view of the basket shown in FIG. 1.

(56) **References Cited**

**U.S. PATENT DOCUMENTS**

D177,896 S \* 6/1956 Capraro et al. .... D3/242  
D177,938 S \* 6/1956 Rosenberg ..... D3/242

**1 Claim, 5 Drawing Sheets**








FIG. 1






FIG. 2





FIG. 3






FIG. 4



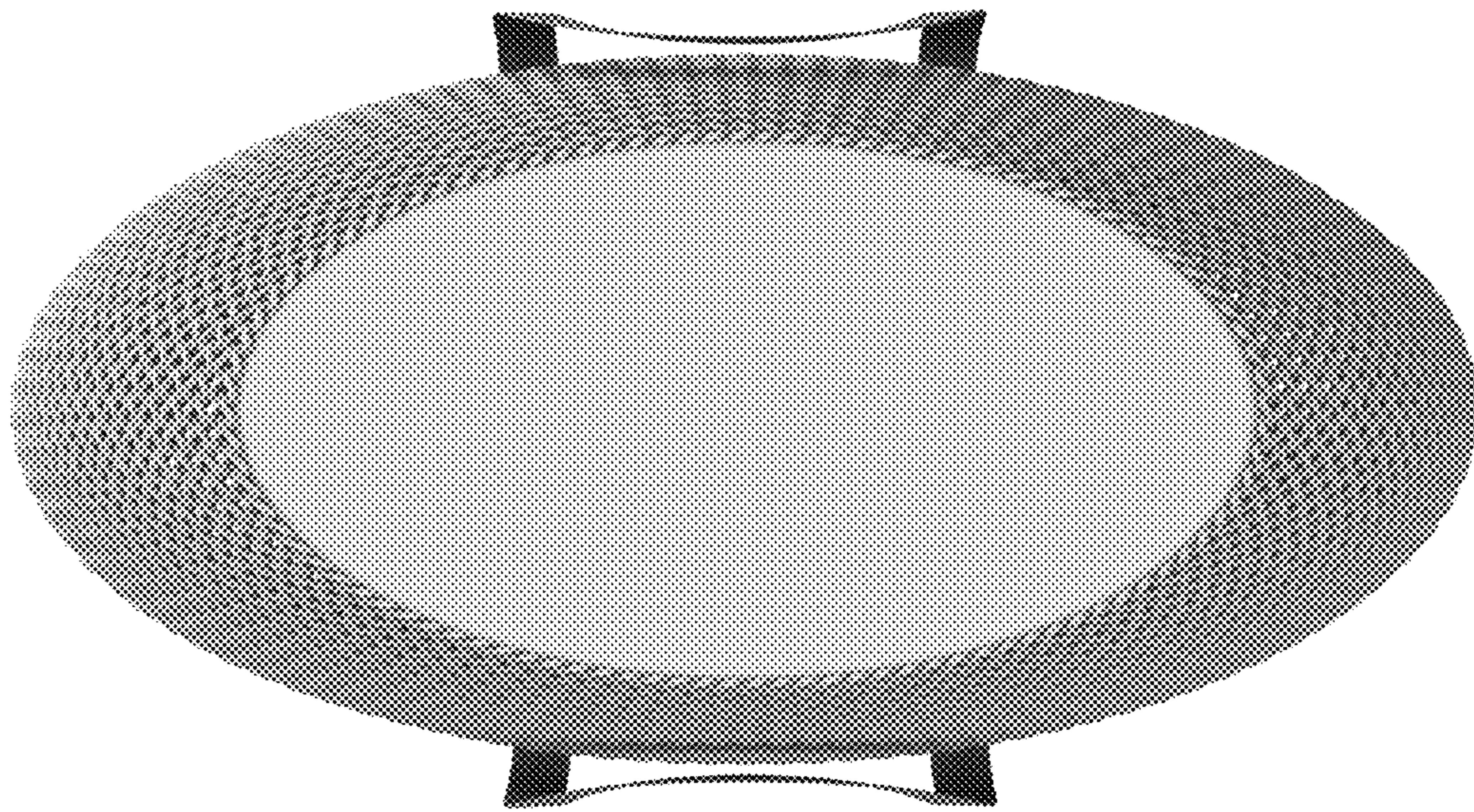


FIG. 5