



US00D791475S

(12) **United States Design Patent**  
**Hannon**

(10) **Patent No.:** **US D791,475 S**  
(45) **Date of Patent:** **\*\* Jul. 11, 2017**

(54) **HANDBAG**

(71) Applicant: **J. Choo Limited**, London (GB)

(72) Inventor: **Lydia Hannon**, London (GB)

(73) Assignee: **J. Choo Limited**, London (GB)

(\*\*) Term: **15 Years**

(21) Appl. No.: **29/551,605**

(22) Filed: **Jan. 14, 2016**

(30) **Foreign Application Priority Data**

Jul. 31, 2015 (EM) ..... 002747048-0001

(51) **LOC (10) Cl.** ..... **03-01**

(52) **U.S. Cl.**  
USPC ..... **D3/232; D3/245**

(58) **Field of Classification Search**  
USPC ..... D3/232–233, 240–243, 245–246, 318  
CPC ..... A45C 1/024; A45C 3/086  
See application file for complete search history.

(56) **References Cited**

**U.S. PATENT DOCUMENTS**

2,023,144 A \* 12/1935 Miller ..... A45C 3/08  
150/105

D467,072 S 12/2002 Grassi Damiani

D495,877 S 9/2004 Thorsen

D769,623 S \* 10/2016 Dooney ..... D3/318

\* cited by examiner

*Primary Examiner* — Holly Baynham

(74) *Attorney, Agent, or Firm* — Fross Zelnick Lehrman & Zissu, P.C.; Lawrence E. Apolzon, Esq.

(57) **CLAIM**

The ornamental design for a handbag, as shown and described.

**DESCRIPTION**

FIG. 1 is a front perspective view of a handbag showing my new design;

FIG. 2 is a front view of the handbag shown in FIG. 1;

FIG. 3 is a rear view of the handbag shown in FIG. 1;

FIG. 4 is a left side view of the handbag shown in FIG. 1;

FIG. 5 is a right side view of the handbag shown in FIG. 1;

FIG. 6 is a top view of the handbag shown in FIG. 1;

FIG. 7 is a bottom view of the handbag shown in FIG. 1;

FIG. 8 is a front perspective view of an alternative embodiment of the handbag shown in FIG. 1;

FIG. 9 is a front view thereof;

FIG. 10 is a rear view thereof;

FIG. 11 is a left side view thereof;

FIG. 12 is a right side view thereof;

FIG. 13 is a top view thereof; and,

FIG. 14 is a bottom view thereof.

The broken lines showing chains are included for the purpose of illustrating environmental structure and forms no part of the claimed design.

The broken away symbols in the drawings indicate that any portion of the article beyond what is shown forms no part of the claimed design.

**1 Claim, 5 Drawing Sheets**





FIG. 1



FIG. 2






FIG. 3

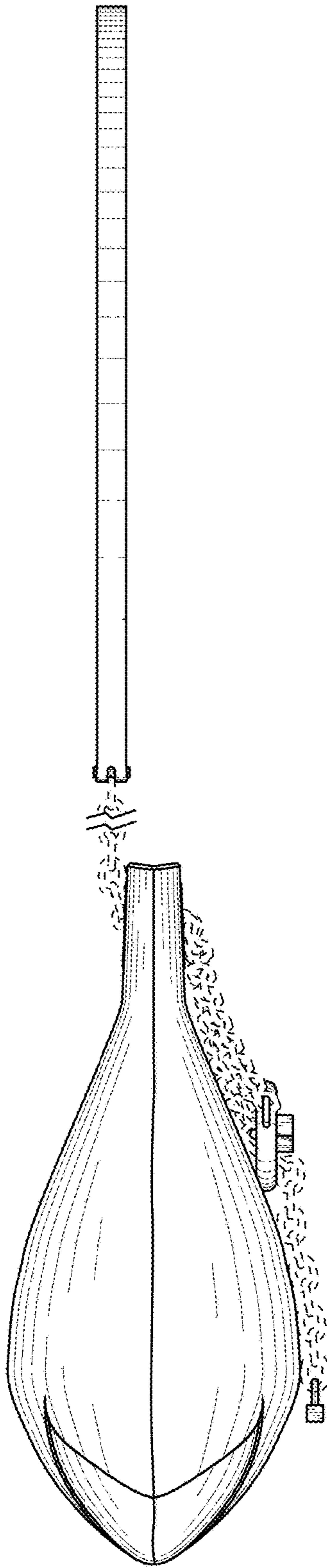


FIG. 4

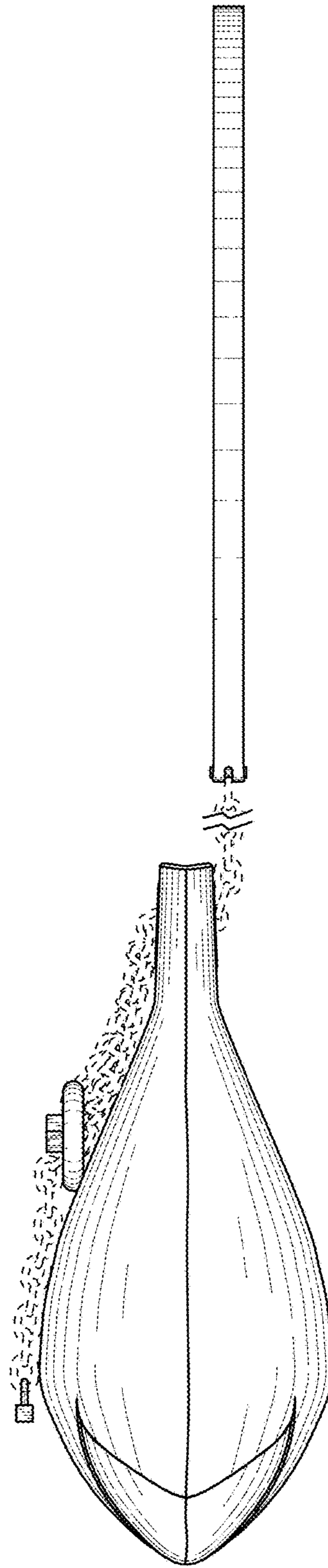


FIG. 5

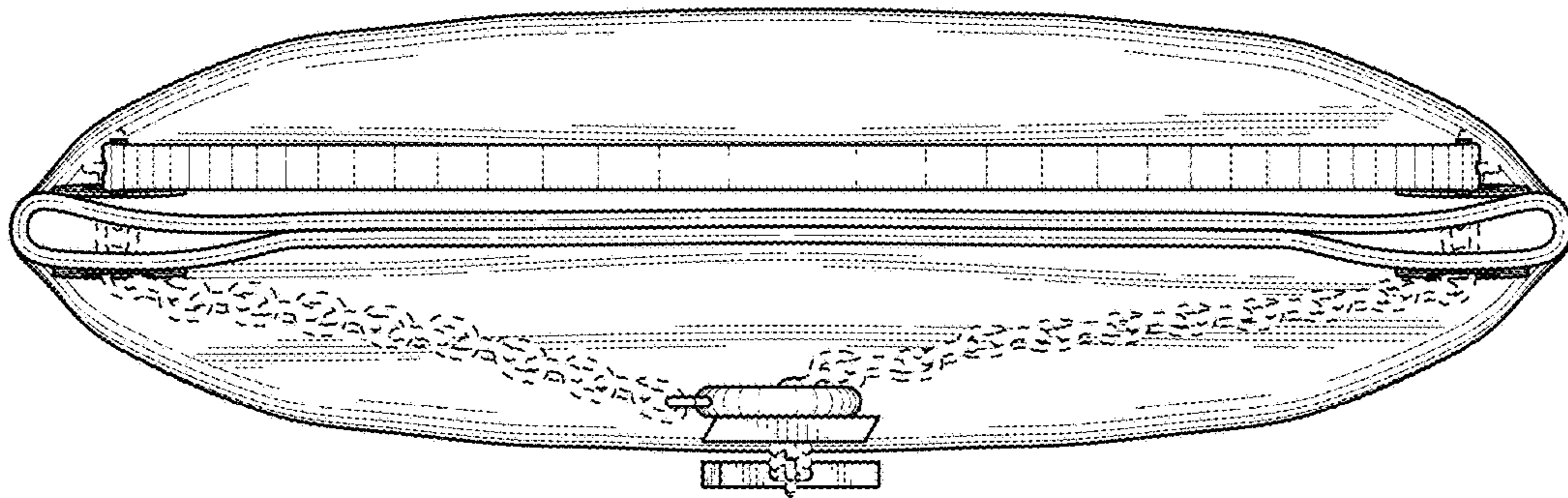


FIG. 6

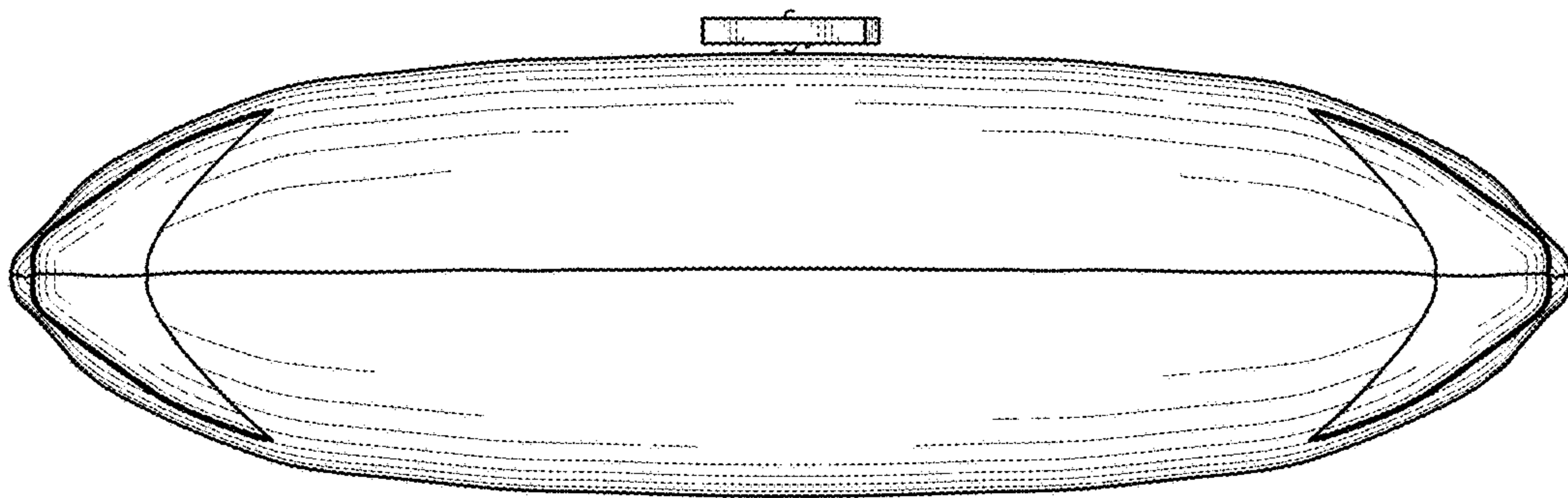


FIG. 7

UNITED STATES PATENT AND TRADEMARK OFFICE  
**CERTIFICATE OF CORRECTION**

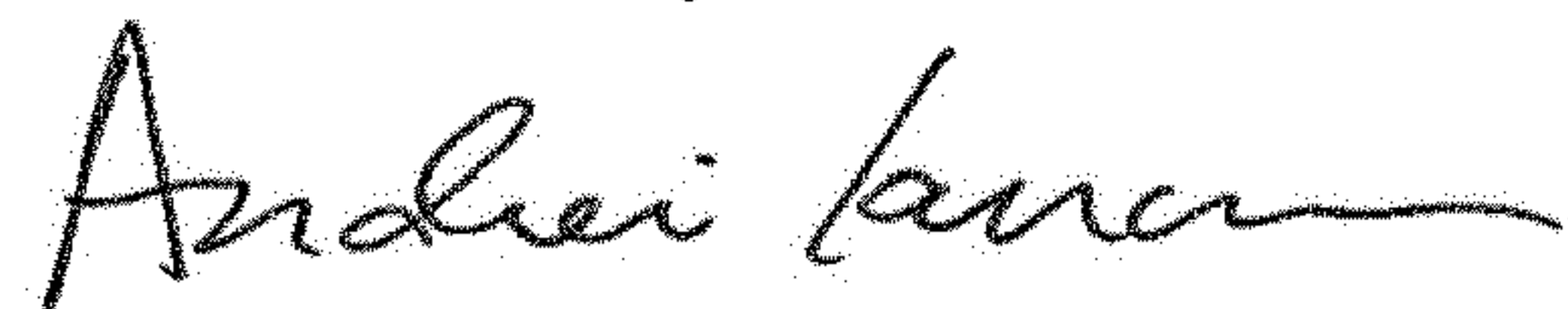
PATENT NO. : D791,475 S  
APPLICATION NO. : 29/551605  
DATED : July 11, 2017  
INVENTOR(S) : Lydia Hannon

Page 1 of 1

It is certified that error appears in the above-identified patent and that said Letters Patent is hereby corrected as shown below:

In the description, the descriptions of Figures 8-14 should be deleted.

Signed and Sealed this  
Fourth Day of June, 2019



Andrei Iancu  
*Director of the United States Patent and Trademark Office*