



US00D791468S

(12) **United States Design Patent**  
**Benjamin**

(10) **Patent No.:** **US D791,468 S**  
(45) **Date of Patent:** **\*\* Jul. 11, 2017**

- (54) **WALKING CANE**
- (71) Applicant: **John Benjamin**, New York, NY (US)
- (72) Inventor: **John Benjamin**, New York, NY (US)
- (\*\*) Term: **15 Years**
- (21) Appl. No.: **29/586,088**
- (22) Filed: **Nov. 30, 2016**
- (51) **LOC (10) Cl.** ..... **03-03**
- (52) **U.S. Cl.**  
USPC ..... **D3/7**
- (58) **Field of Classification Search**  
USPC ..... D3/5, 6, 7, 10, 14, 15, 16, 17; D2/909,  
D2/910  
CPC . A45B 2009/005; A45B 9/04; A45B 2200/05;  
A61H 3/0288  
See application file for complete search history.

- D592,849 S \* 5/2009 Creelman ..... D3/7
- 7,686,025 B1 \* 3/2010 Dowling ..... A45B 9/04  
135/66
- D628,791 S \* 12/2010 Ozuna ..... D3/17
- D652,616 S \* 1/2012 Browne, Jr. .... D3/10
- D740,017 S \* 10/2015 Diamond ..... D3/17
- D752,338 S \* 3/2016 Diamond ..... D3/17
- D760,488 S \* 7/2016 Diamond ..... D3/17
- D761,549 S \* 7/2016 Pepper ..... D3/7
- 2007/0277863 A1 \* 12/2007 Gordon ..... A45B 3/04  
135/66
- 2009/0056778 A1 \* 3/2009 Dean ..... A61H 3/0288  
135/77

\* cited by examiner

*Primary Examiner* — John Windmuller  
*Assistant Examiner* — Steven Czyz  
(74) *Attorney, Agent, or Firm* — Gulf Coast Intellectual Property Group

(56) **References Cited**

U.S. PATENT DOCUMENTS

- D285,715 S \* 9/1986 Brantingham ..... D21/422
- 5,167,746 A \* 12/1992 Sheenan ..... A45B 9/04  
135/77
- D378,551 S \* 3/1997 Shelnett ..... D2/902
- D419,757 S \* 2/2000 von Conta ..... D2/909
- D420,212 S \* 2/2000 Duclos ..... D2/902
- D436,246 S \* 1/2001 Moll ..... D2/909
- D441,523 S \* 5/2001 Matis ..... D2/909
- D512,558 S \* 12/2005 Martinez ..... D3/7
- D516,799 S \* 3/2006 Gordon ..... D3/6


(57) **CLAIM**

The ornamental design for a walking cane, as shown and described.

**DESCRIPTION**

FIG. 1 is a perspective view of a walking cane;  
FIG. 2 is a front view thereof;  
FIG. 3 is a rear view thereof;  
FIG. 4 is a left side view thereof; and,  
FIG. 5 is a right side view thereof.

**1 Claim, 2 Drawing Sheets**






FIG. 1



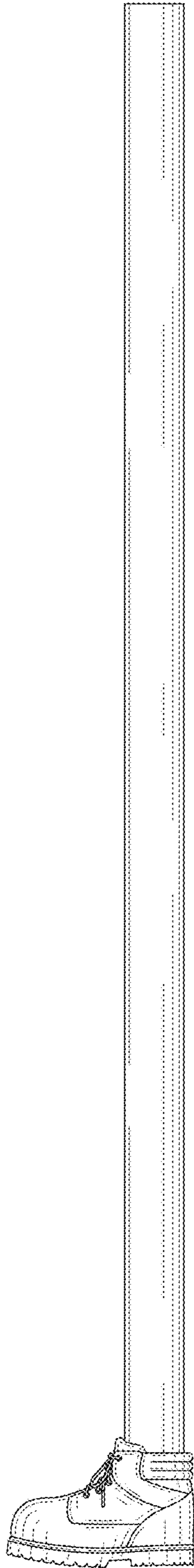



FIG. 2



**FIG. 3**



**FIG. 4**



**FIG. 5**