



US00D791462S

(12) **United States Design Patent** (10) **Patent No.:** **US D791,462 S**
Cordel (45) **Date of Patent:** **** Jul. 11, 2017**

(54) **SHOE UPPER**
(71) Applicant: **NIKE, Inc.**, Beaverton, OR (US)
(72) Inventor: **Mauricio Cordel**, Portland, OR (US)
(73) Assignee: **NIKE, Inc.**, Beaverton, OR (US)
(**) Term: **15 Years**
(21) Appl. No.: **29/553,880**
(22) Filed: **Feb. 5, 2016**
(51) **LOC (10) Cl.** **02-04**
(52) **U.S. Cl.**
USPC **D2/972**
(58) **Field of Classification Search**
USPC D2/902, 907, 909-912, 920, 943-946,
D2/969, 972-974, 977, 978
CPC A43B 1/04; A43B 3/0078; A43B 5/06;
A43B 9/02; A43B 9/04; A43B 11/00;
A43B 23/0205; A43B 23/0245; A43B
23/025; A43B 23/027; A43B 23/04; A43B
23/042; A43B 23/24; A43B 23/25
See application file for complete search history.

D648,110 S * 11/2011 Rasmussen D2/972
D738,095 S * 9/2015 McMillan D2/972
D750,882 S * 3/2016 Carboy D2/972
D770,161 S * 11/2016 Lok D2/973
D773,795 S * 12/2016 Lok D2/973

OTHER PUBLICATIONS

Nike Men's Potential, One Color Photo, published date unknown, but prior to filing date of present application URL<: http://www.amazon.in/Nike-Potential-Metallic-Crimson-Cricket/dp/B00SGUXODG/ref=pd_rhf_se_p_img_1?_encoding=UTF8&psc=1&refRID=9CEYFQKNXTQ4JX9J24Q8>, retrieved from internet on Dec. 20, 2016.
Nike Men's Potential 2, One Color Photo, published Feb. 12, 2015 URL<: <https://twitter.com/nikecricket/status/5658020958537277451>>, retrieved from internet on Dec. 20, 2016.

* cited by examiner

Primary Examiner — Sandra Snapp
Assistant Examiner — Katherine Glennon
(74) *Attorney, Agent, or Firm* — Banner & Witcoff, Ltd.

(57) **CLAIM**

The ornamental design for a shoe upper, as shown and described.

(56) **References Cited**

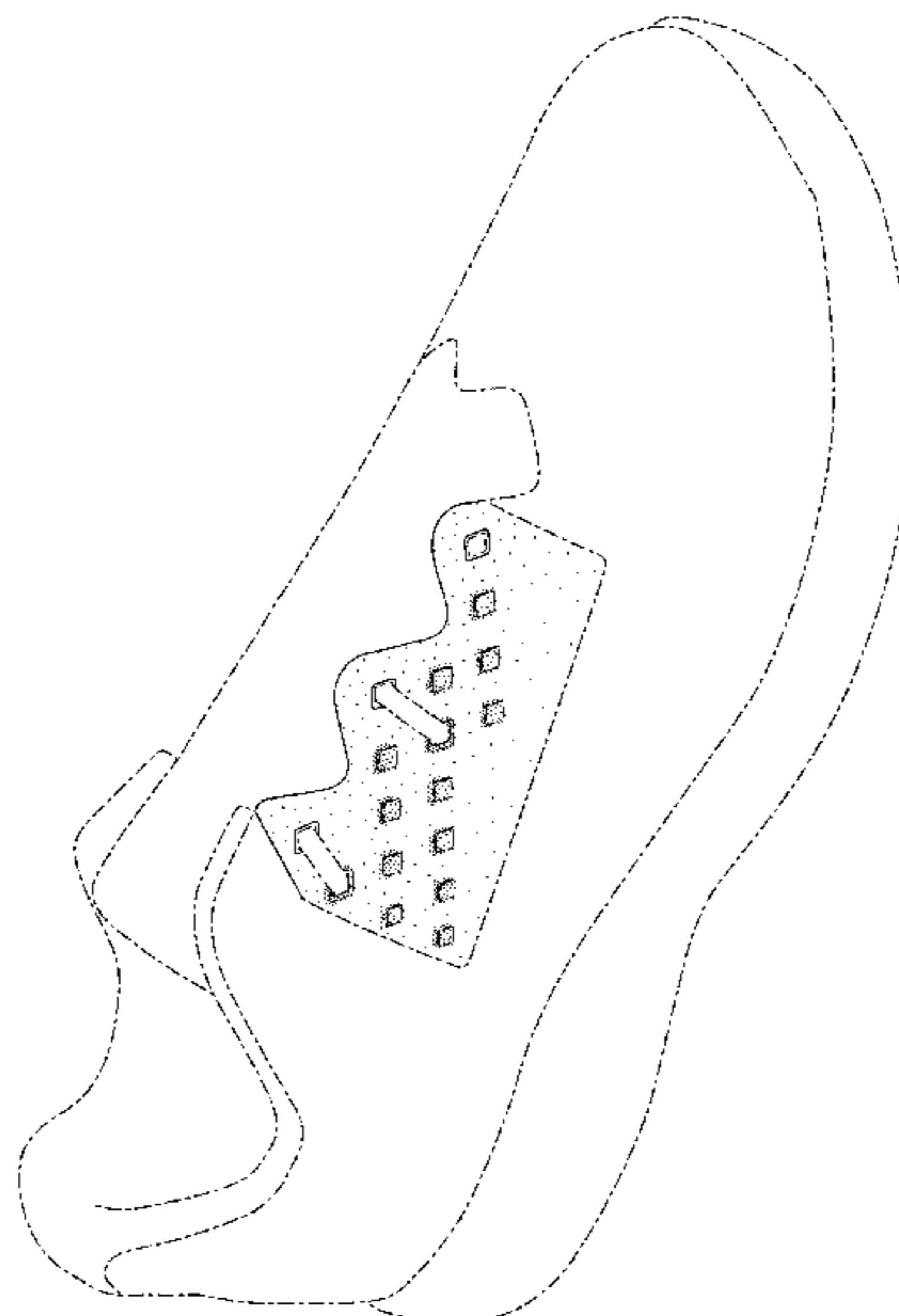
U.S. PATENT DOCUMENTS

D90,233 S * 7/1933 Daniels D2/972
4,813,158 A * 3/1989 Brown A43B 5/00
36/114
D532,593 S * 11/2006 Mayden D2/972
D537,616 S * 3/2007 Campbell D2/972
D568,599 S * 5/2008 Avar D2/972
D568,600 S * 5/2008 Chang D2/972
D574,590 S * 8/2008 Maejima D2/969
D576,381 S * 9/2008 Weber D2/902
D577,185 S * 9/2008 Link D2/969
D579,186 S * 10/2008 Mervar D2/969
D594,203 S * 6/2009 Banik D2/969
D636,591 S * 4/2011 Miner D2/972
D642,369 S * 8/2011 Miner D2/972
D642,787 S * 8/2011 Lee D2/972

DESCRIPTION

FIG. 1 is a front perspective view of a shoe upper showing my new design;
FIG. 2 is a side view thereof;
FIG. 3 is a rear perspective view thereof; and,
FIG. 4 is a top view thereof.
The broken lines immediately adjacent to the shaded area represent unclaimed boundaries of the design. The broken lines contained within the shaded area represent subject matter that forms no part of the claim. The broken lines showing the remainder of the shoe are for environmental purposes only and form no part of the claimed design.

1 Claim, 4 Drawing Sheets



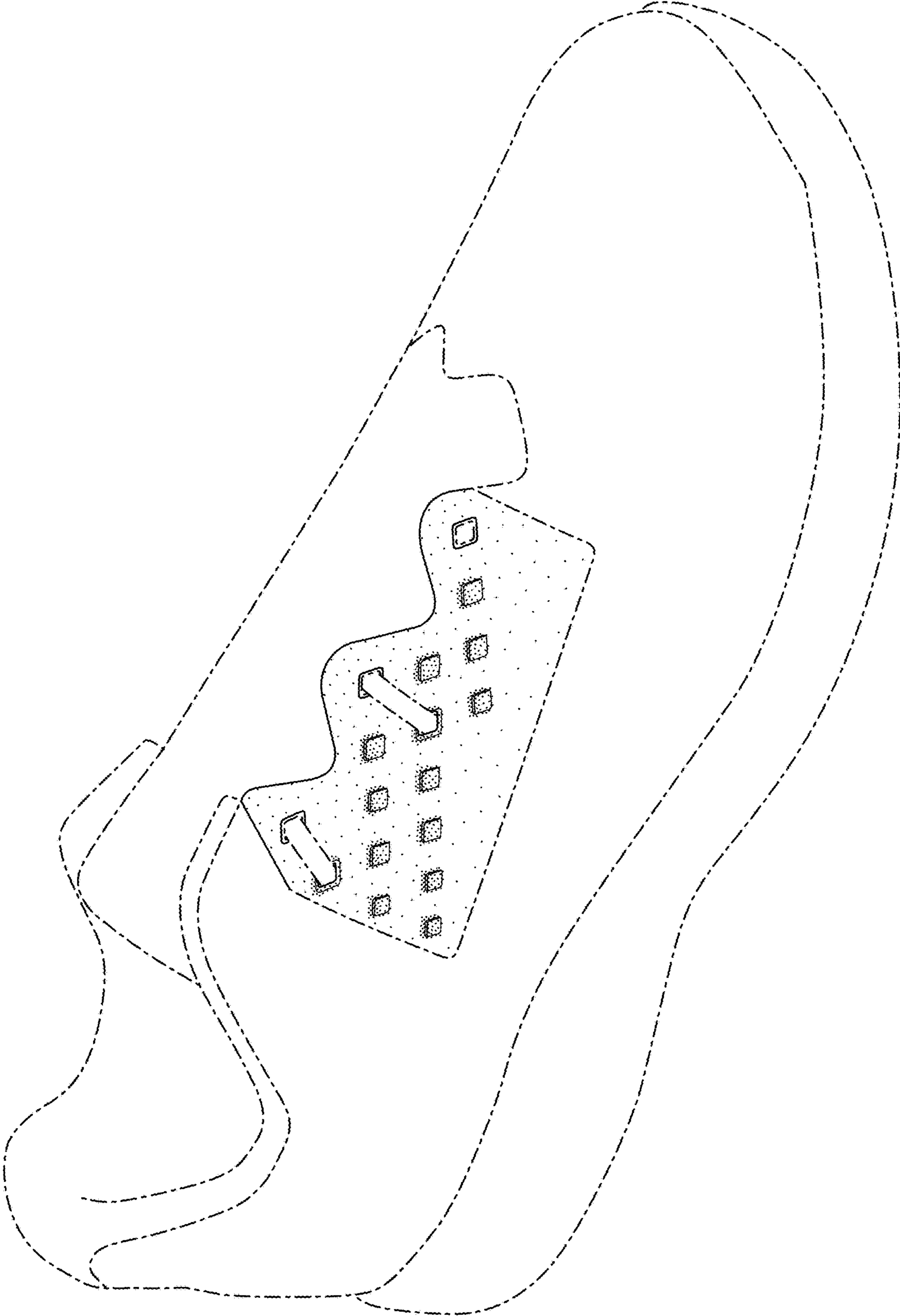


FIG. 1

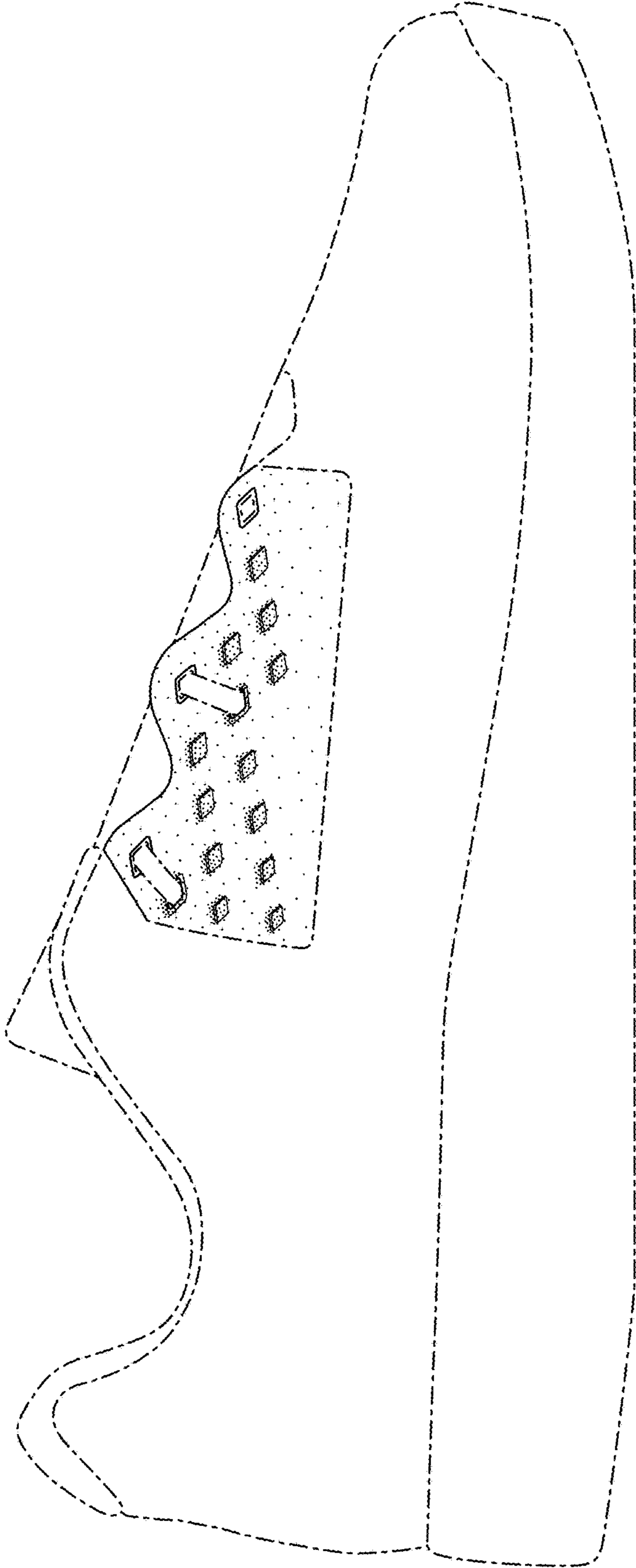


FIG. 2

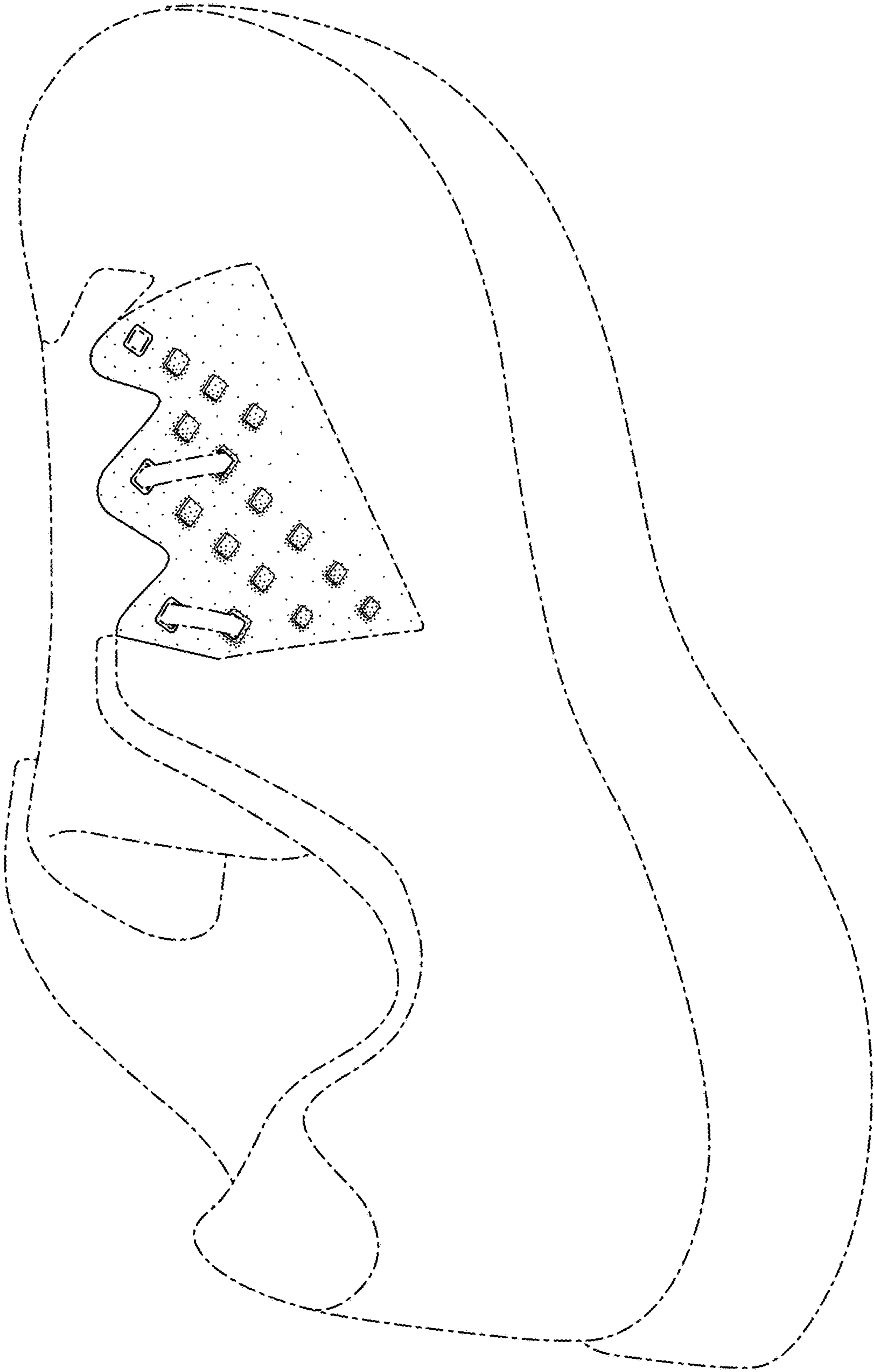


FIG. 3

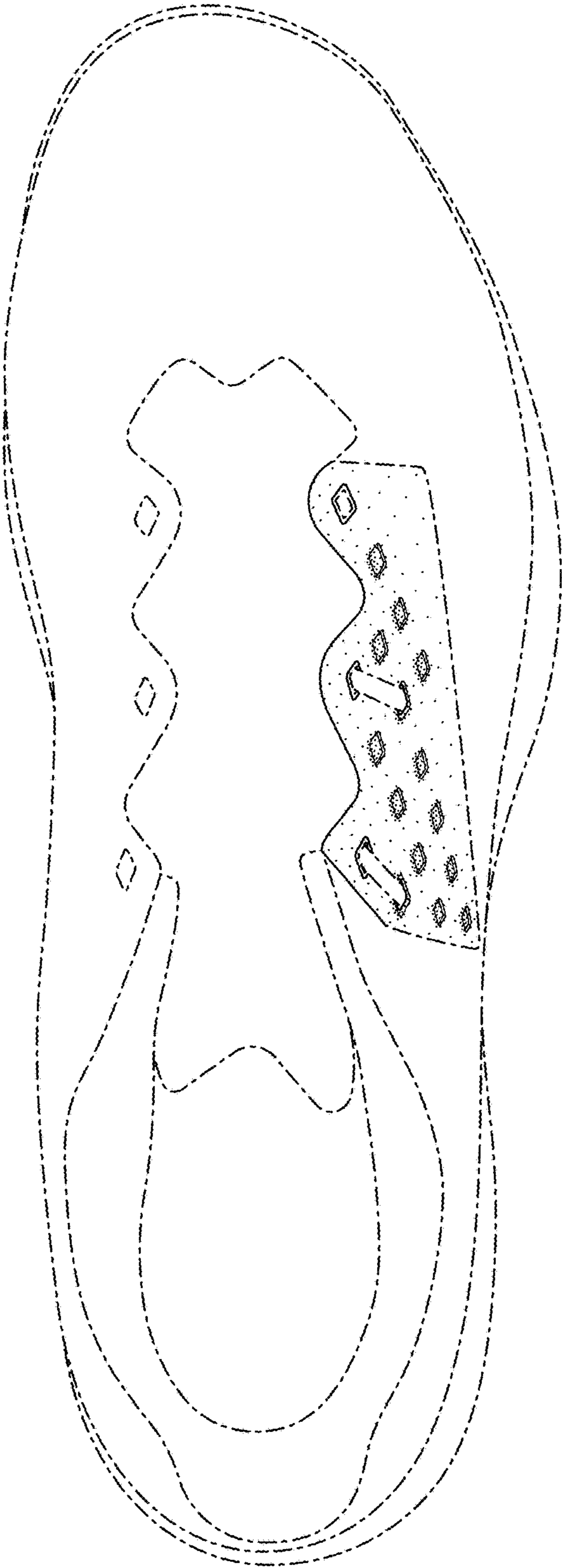


FIG. 4