



US00D791458S

(12) **United States Design Patent** (10) **Patent No.:** **US D791,458 S**
Comeau (45) **Date of Patent:** **** Jul. 11, 2017**

(54) **SANDAL UPPER**
(71) Applicant: **JPT GROUP, LLC**, Medina, MN (US)
(72) Inventor: **Dennis F. Comeau**, Tesuque, NM (US)
(73) Assignee: **JPT Group LLC**, Medina, MN (US)

D656,725 S * 4/2012 Issler D2/971
D657,121 S * 4/2012 Issler D2/971
D673,356 S * 1/2013 Wilkinson D2/929
D676,640 S * 2/2013 Guers-Neyraud D2/971
D690,921 S * 10/2013 Issler D2/971
D702,035 S * 4/2014 LaRusso D2/971
D711,633 S * 8/2014 Hunt D2/927

(**) Term: **15 Years**

(21) Appl. No.: **29/561,015**

(22) Filed: **Apr. 12, 2016**

(51) **LOC (10) Cl.** **02-04**

(52) **U.S. Cl.**
USPC **D2/971**

(58) **Field of Classification Search**
USPC D2/896, 916-918, 925-942, 946,
D2/968-969, 970-971
CPC A43B 21/00; A43B 21/02; A43B 21/06;
A43B 1/0036; A43B 1/0045; A43B 9/14;
A43B 13/10; A43B 13/12; A43B 23/06;
A43B 23/07; A43B 5/12

See application file for complete search history.

(56) **References Cited**

U.S. PATENT DOCUMENTS

D101,106 S * 9/1936 Cohen D2/936
D104,918 S * 6/1937 Frederick D2/897
D104,919 S * 6/1937 Frederick D2/932
D105,065 S * 6/1937 Starr D2/935
D106,308 S * 10/1937 Liberty D2/936
D106,934 S * 11/1937 Sholtz D2/935
D116,754 S * 9/1939 Weiner D2/935
D118,476 S * 1/1940 Greenberg D2/935
D119,162 S * 2/1940 Calderazzo D2/928
D278,091 S * 3/1985 Korn D2/912
D632,472 S * 2/2011 Issler D2/971
D634,106 S * 3/2011 Davidson D2/929

OTHER PUBLICATIONS

Bernardo Women's Bounty Heeled Sandal, as posted at Amazon.com [online], posting date not available, [site visited Apr. 14, 2017]. Available on the Internet, <URL: <https://www.amazon.com/Bernardo-Womens-Bounty-Heeled-Printed/dp/B01BMSP4I6>>.*

* cited by examiner

Primary Examiner — Jeffrey D Asch

Assistant Examiner — Rebekah A Caruso

(74) *Attorney, Agent, or Firm* — Alberto Q. Amatong, Jr.; Amatong McCoy LLC

(57) **CLAIM**

The ornamental design for a sandal upper, as shown and described.

DESCRIPTION

FIG. 1 is a perspective view of a sandal upper showing my new design;
FIG. 2 is a left side view thereof;
FIG. 3 is a right side view thereof;
FIG. 4 is a front view thereof;
FIG. 5 is a rear view thereof; and,
FIG. 6 is a top view thereof.

The broken lines showing the sole of the sandal are for environmental purposes only and form no part of the claimed design, while the remaining broken lines depict stitching and are included in the claimed design.

1 Claim, 4 Drawing Sheets





FIG. 1

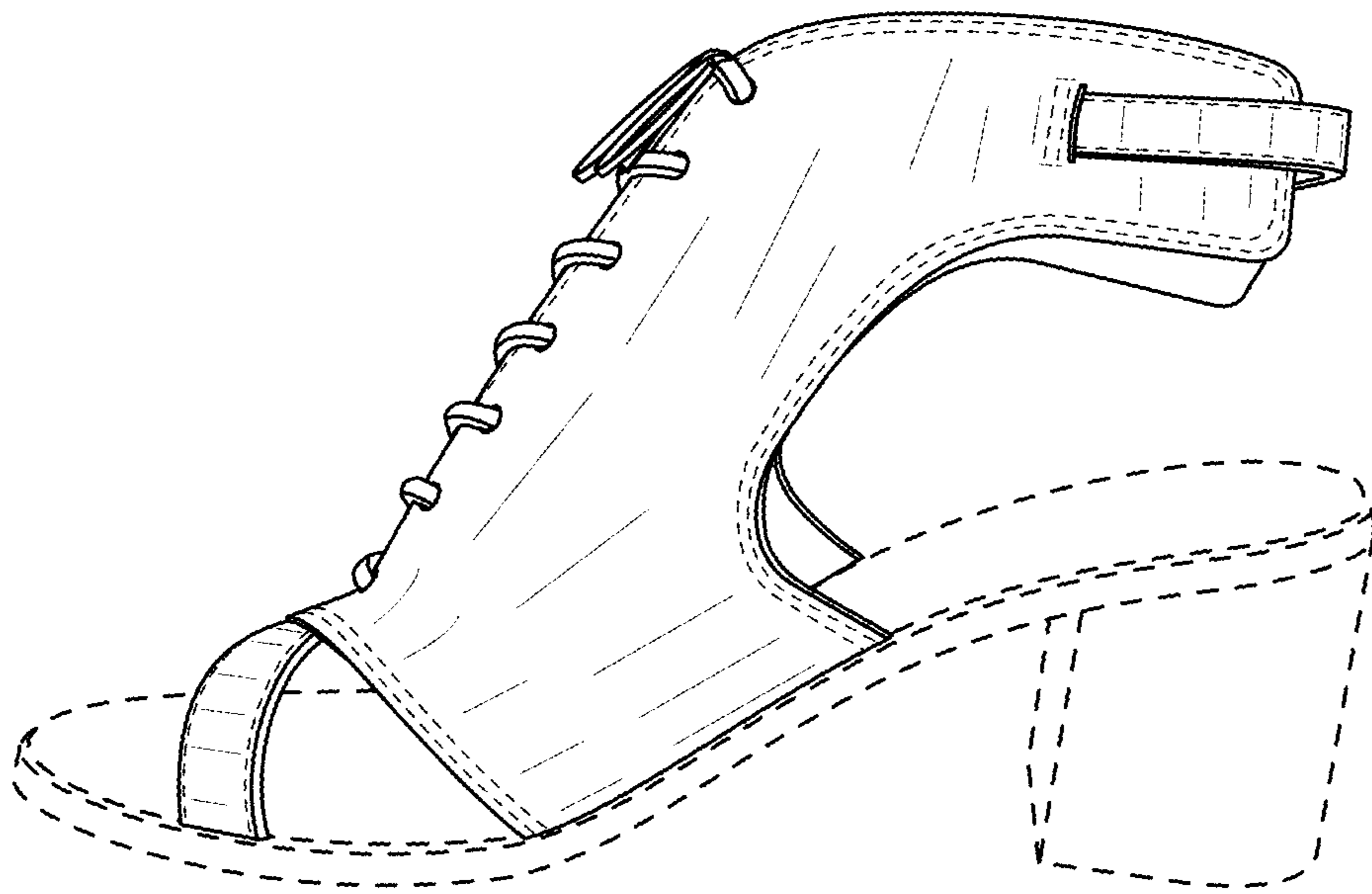


FIG. 2

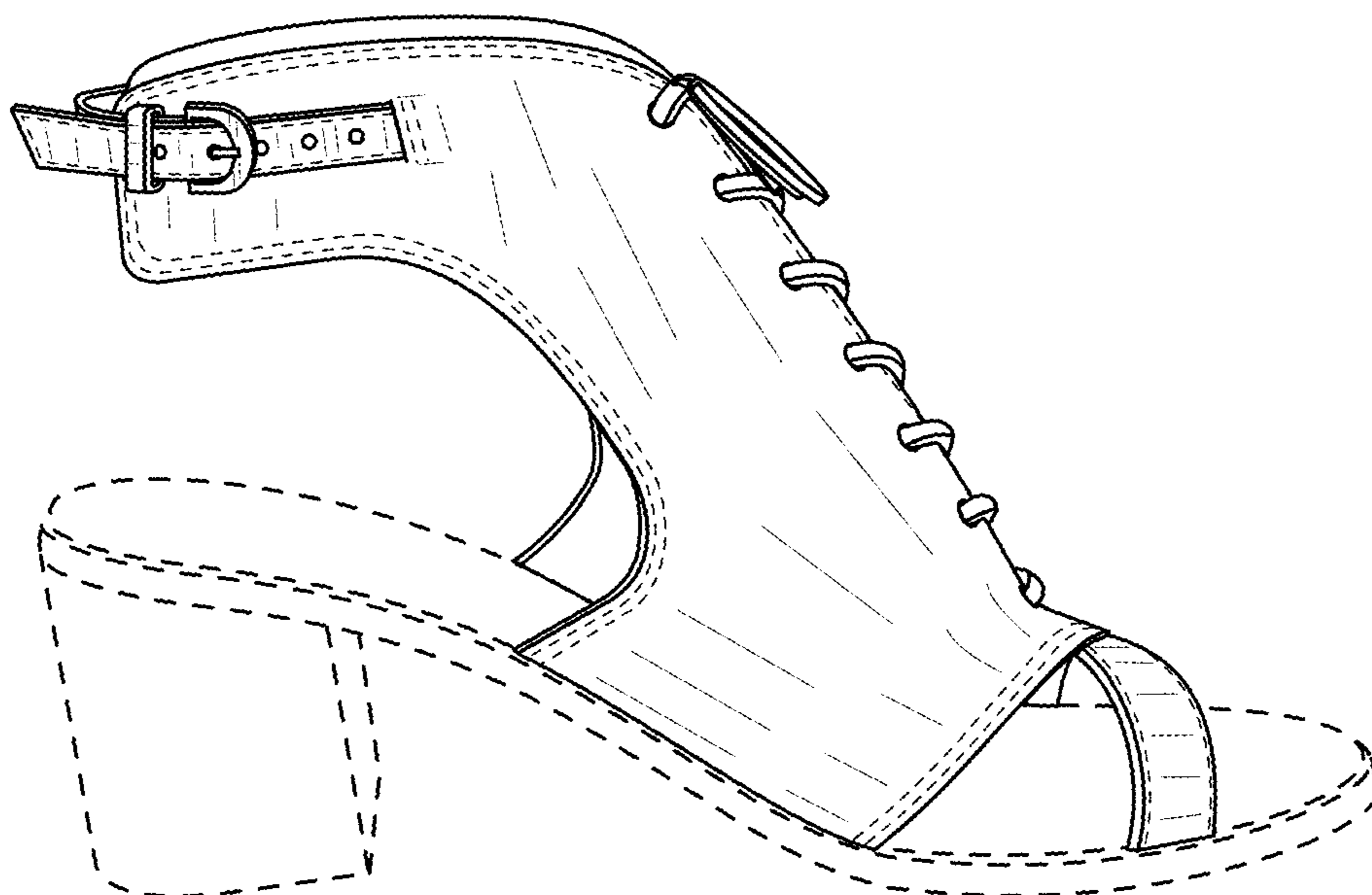


FIG. 3

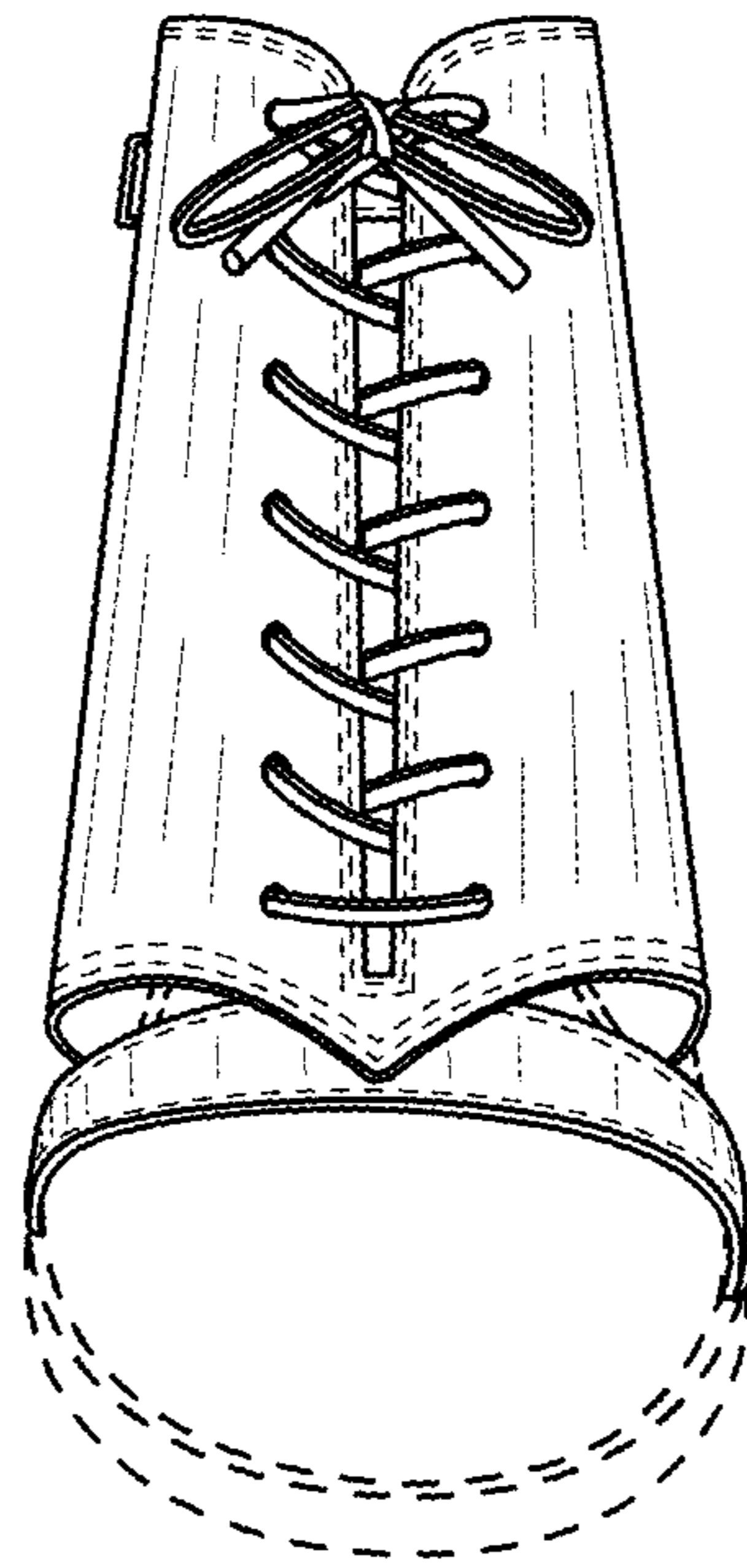


FIG. 4

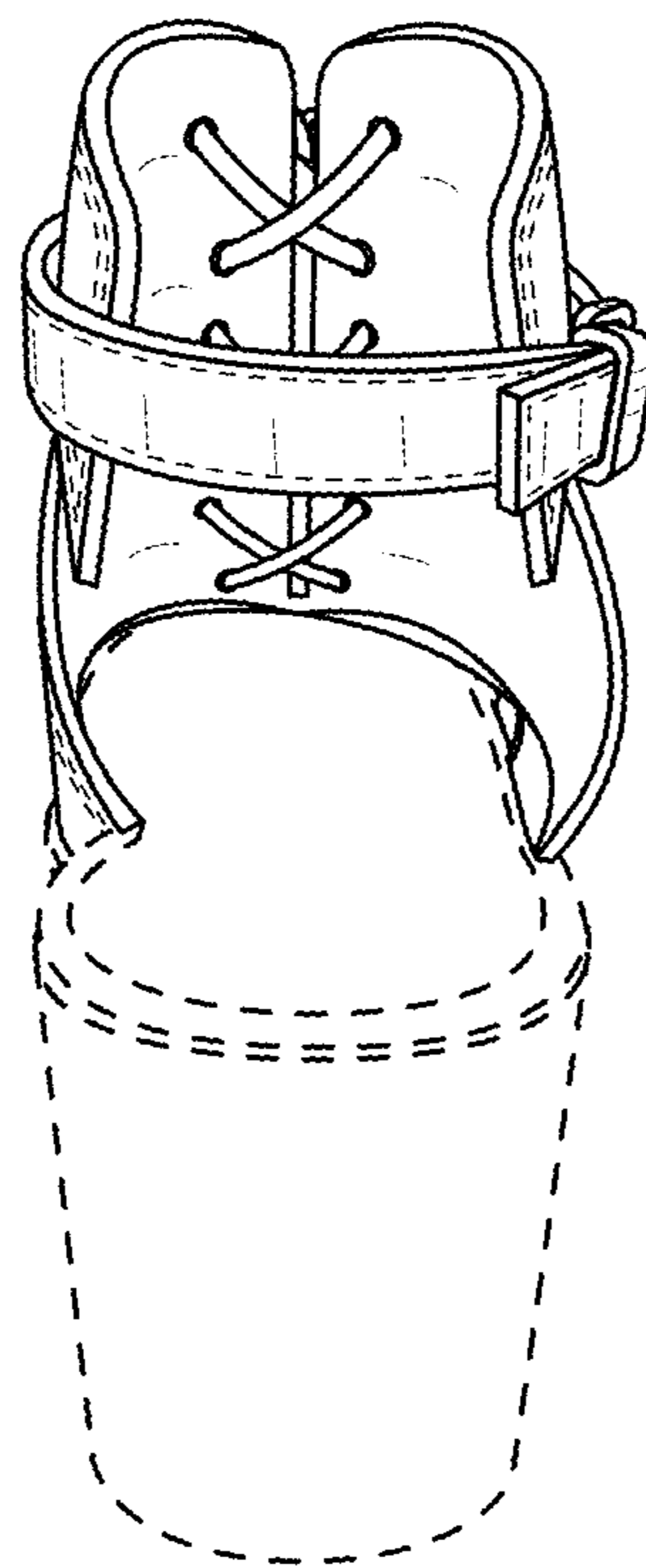


FIG. 5

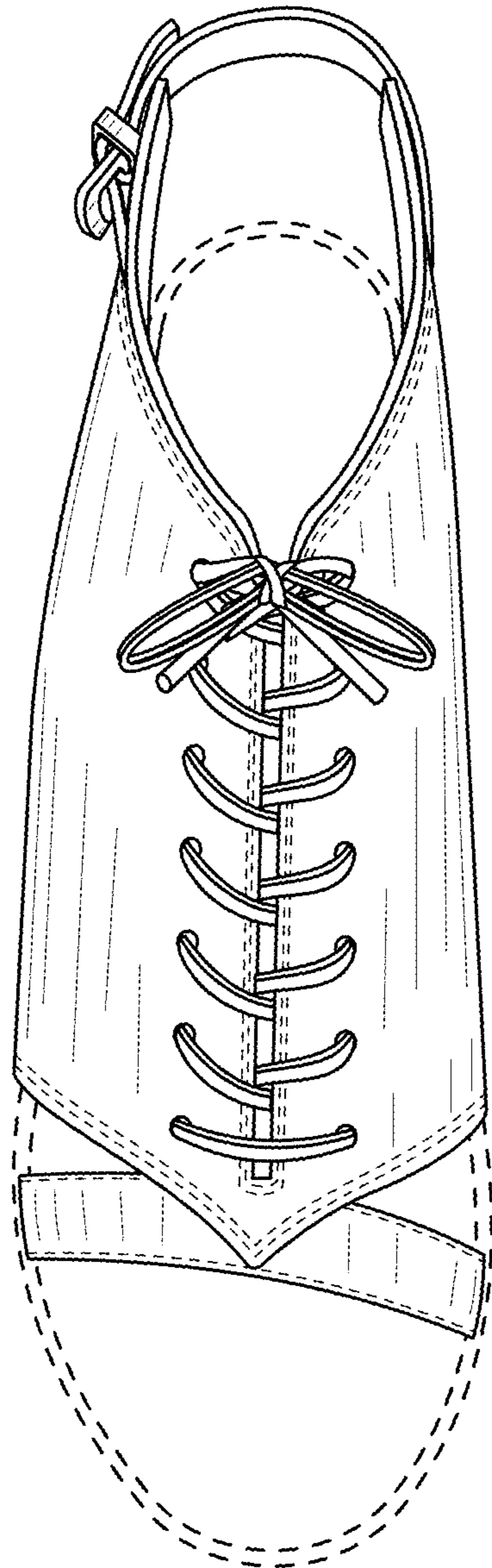


FIG. 6