



US00D791450S

(12) **United States Design Patent**
Birkinhead

(10) **Patent No.:** **US D791,450 S**
(45) **Date of Patent:** **** Jul. 11, 2017**

- (54) **SHOE**
- (71) Applicant: **Reebok International Limited**, London (GB)
- (72) Inventor: **Toby Birkinhead**, Hertfordshire (GB)
- (73) Assignee: **Reebok International Limited**, London (GB)
- (**) Term: **15 Years**
- (21) Appl. No.: **29/558,737**
- (22) Filed: **Mar. 21, 2016**

8,572,866 B2 * 11/2013 Dojan A43B 23/0235
36/3 A
D710,586 S * 8/2014 Williams, Jr. D2/972
D718,032 S * 11/2014 VanHook D2/972
D719,337 S * 12/2014 Miner D2/972
2004/0088888 A1 5/2004 Johnston
2006/0048413 A1* 3/2006 Sokolowski A43B 23/0235
36/45
2009/0183392 A1* 7/2009 Shane A43B 1/0027
36/97

(Continued)

Related U.S. Application Data

- (62) Division of application No. 29/476,543, filed on Dec. 13, 2013, now Pat. No. Des. 753,376.
- (51) **LOC (10) Cl.** **02-04**
- (52) **U.S. Cl.**
USPC **D2/902**
- (58) **Field of Classification Search**
USPC D2/896, 902, 904, 906-908, 911, 972;
36/45-49, 50.1, 77 M, 77 R, 83, 88, 113,
36/114, 124, 126
CPC .. A43B 5/00; A43B 5/02; A43B 5/025; A43B
7/00; A43B 7/08; A43B 23/0235
See application file for complete search history.

References Cited

U.S. PATENT DOCUMENTS

- D377,263 S 1/1997 Lucas
- D496,152 S * 9/2004 Doxey D2/972
- D570,089 S 6/2008 Avar
- D578,294 S 10/2008 Mervar et al.
- D579,186 S 10/2008 Mervar et al.
- D598,189 S 8/2009 Lamont
- D636,587 S 4/2011 Williams, Jr.
- D667,622 S 9/2012 Spring
- D670,479 S * 11/2012 Maier D2/902

OTHER PUBLICATIONS

Nike Air Pegasus 31, announced Jun. 2014, [online], site visited Feb. 18, 2017. Available from Internet, <URL: <http://www.solereview.com>>.*

Primary Examiner — Ian Simmons
Assistant Examiner — Janice Lim

(74) *Attorney, Agent, or Firm* — Sterne, Kessler, Goldstein & Fox P.L.L.C.

(57) **CLAIM**

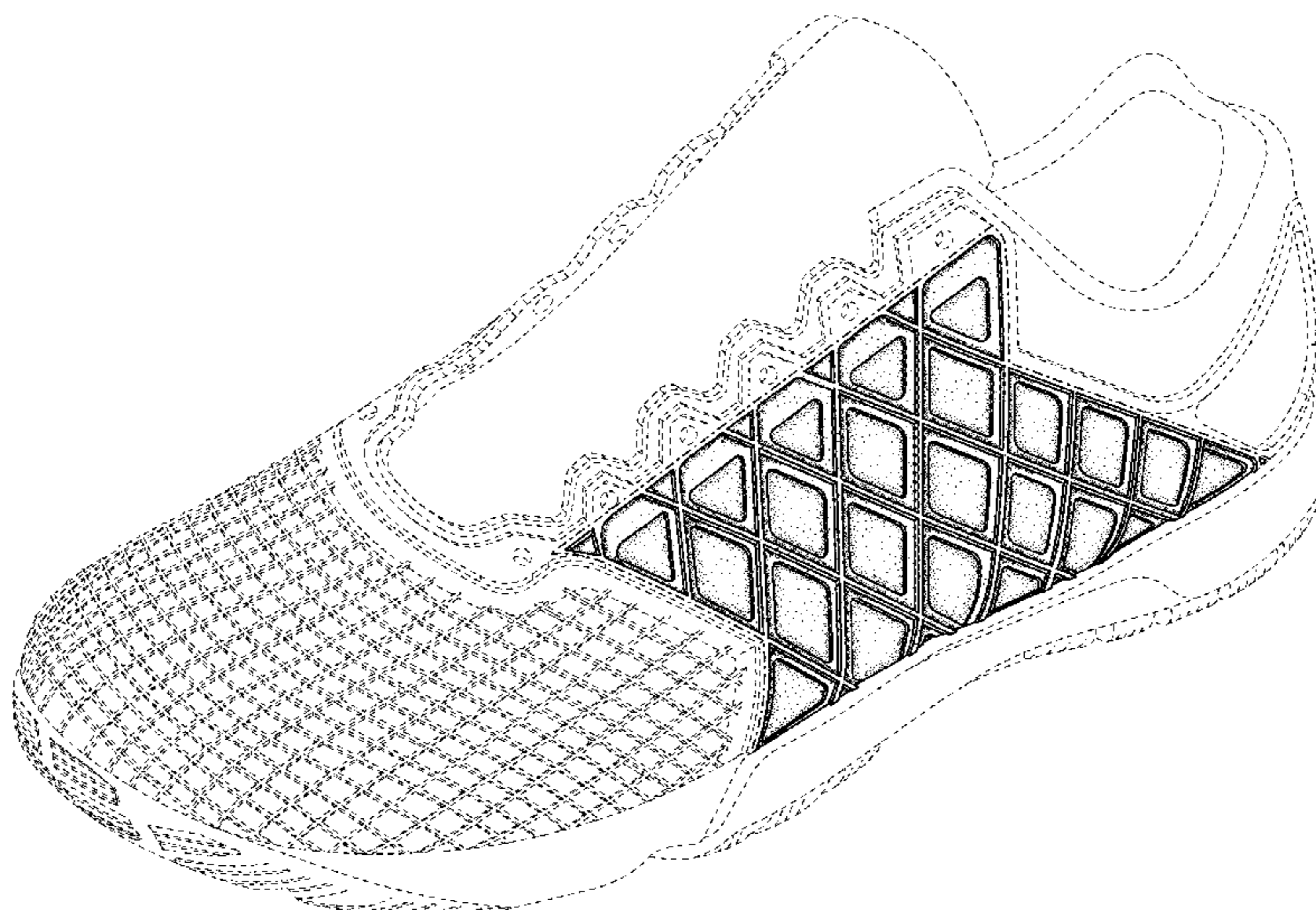
The ornamental design for a shoe, as shown and described.

DESCRIPTION

FIG. 1 is a perspective view of a shoe showing our new design;
 FIG. 2 is a top view thereof;
 FIG. 3 is a bottom view thereof;
 FIG. 4 is a side view thereof;
 FIG. 5 is an opposite side view thereof;
 FIG. 6 is a front view thereof; and,
 FIG. 7 is a rear view.

The dot-dash broken lines immediately adjacent to the claimed area in the views represent the boundaries of the design. The broken lines in the figures illustrate the portions of the design that form no part of the claim. None of the broken lines form any part of the claimed design.

1 Claim, 6 Drawing Sheets



(56)

References Cited

U.S. PATENT DOCUMENTS

2011/0088282 A1* 4/2011 Dojan A43B 23/0235
36/45
2013/0303041 A1* 11/2013 Kim A43B 1/0009
442/1

* cited by examiner

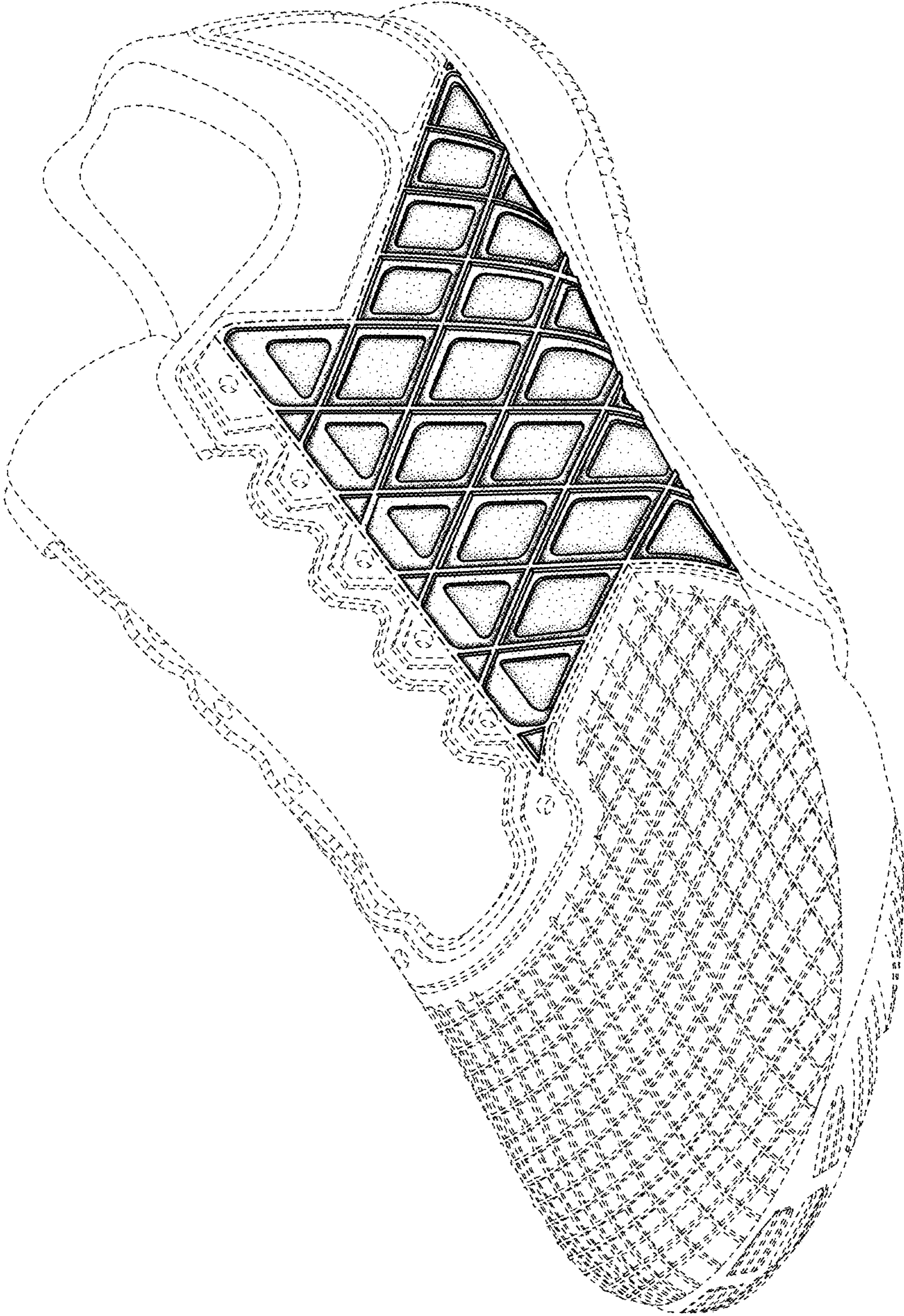


FIG. 1

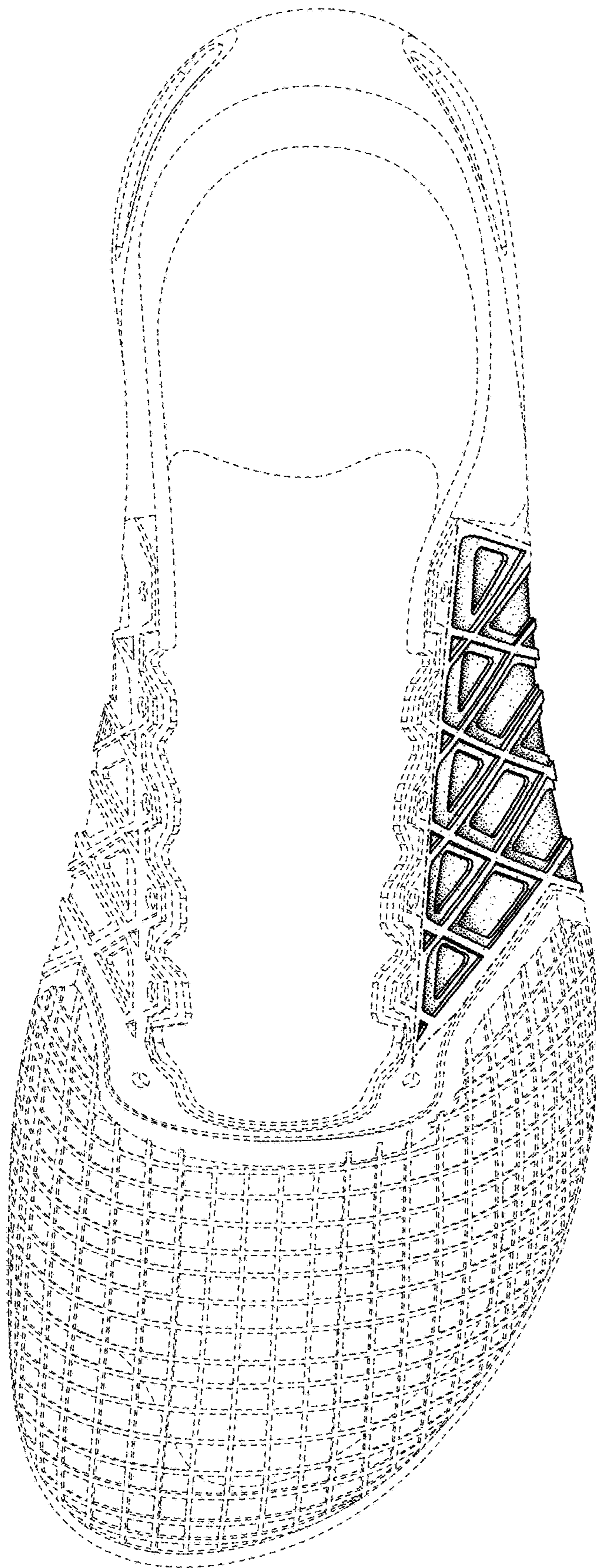


FIG. 2

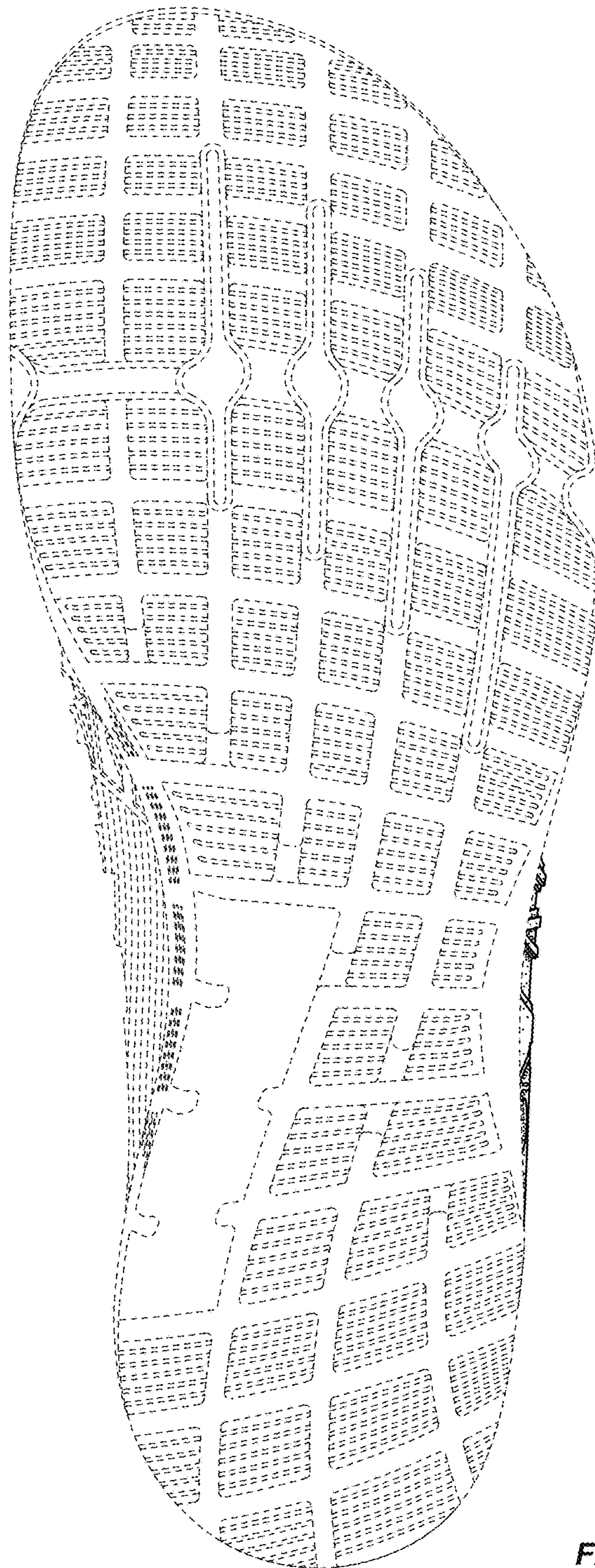


FIG. 3

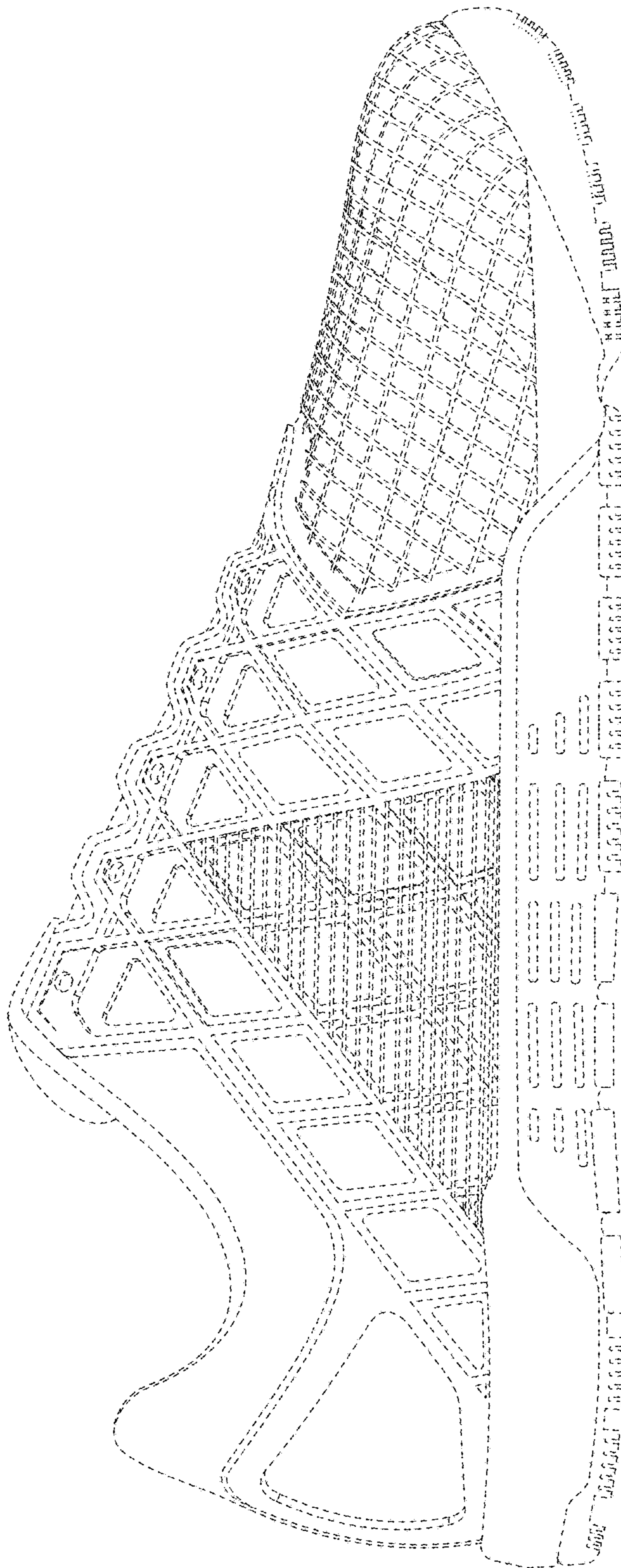


FIG. 4

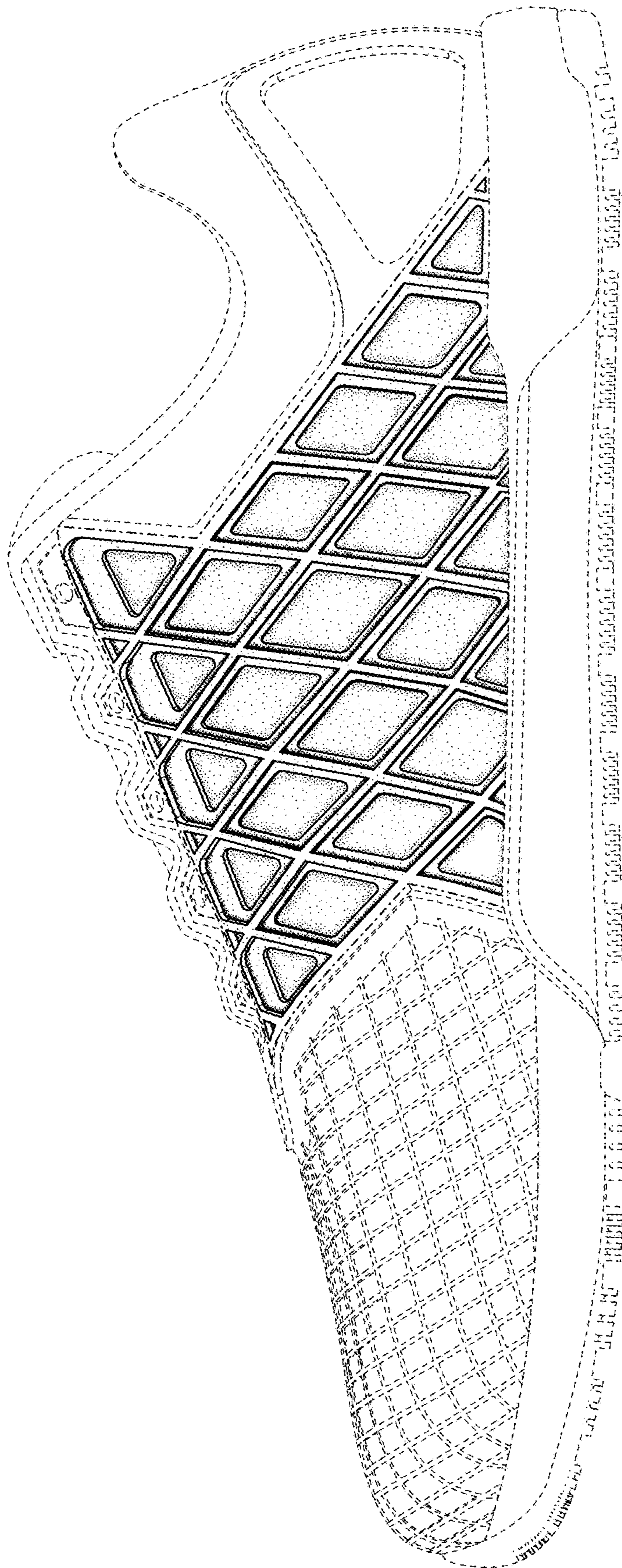


FIG. 5

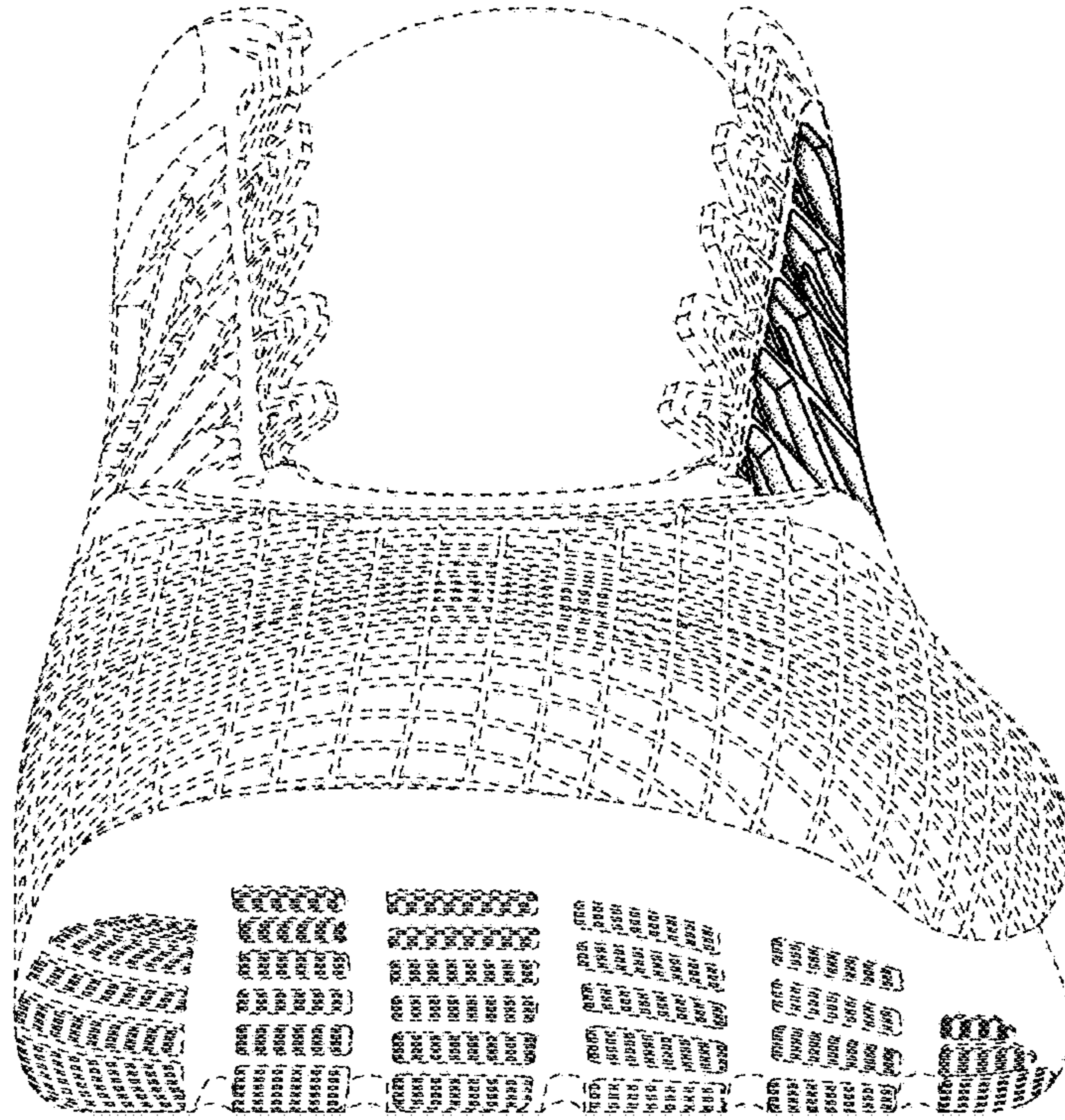


FIG. 6

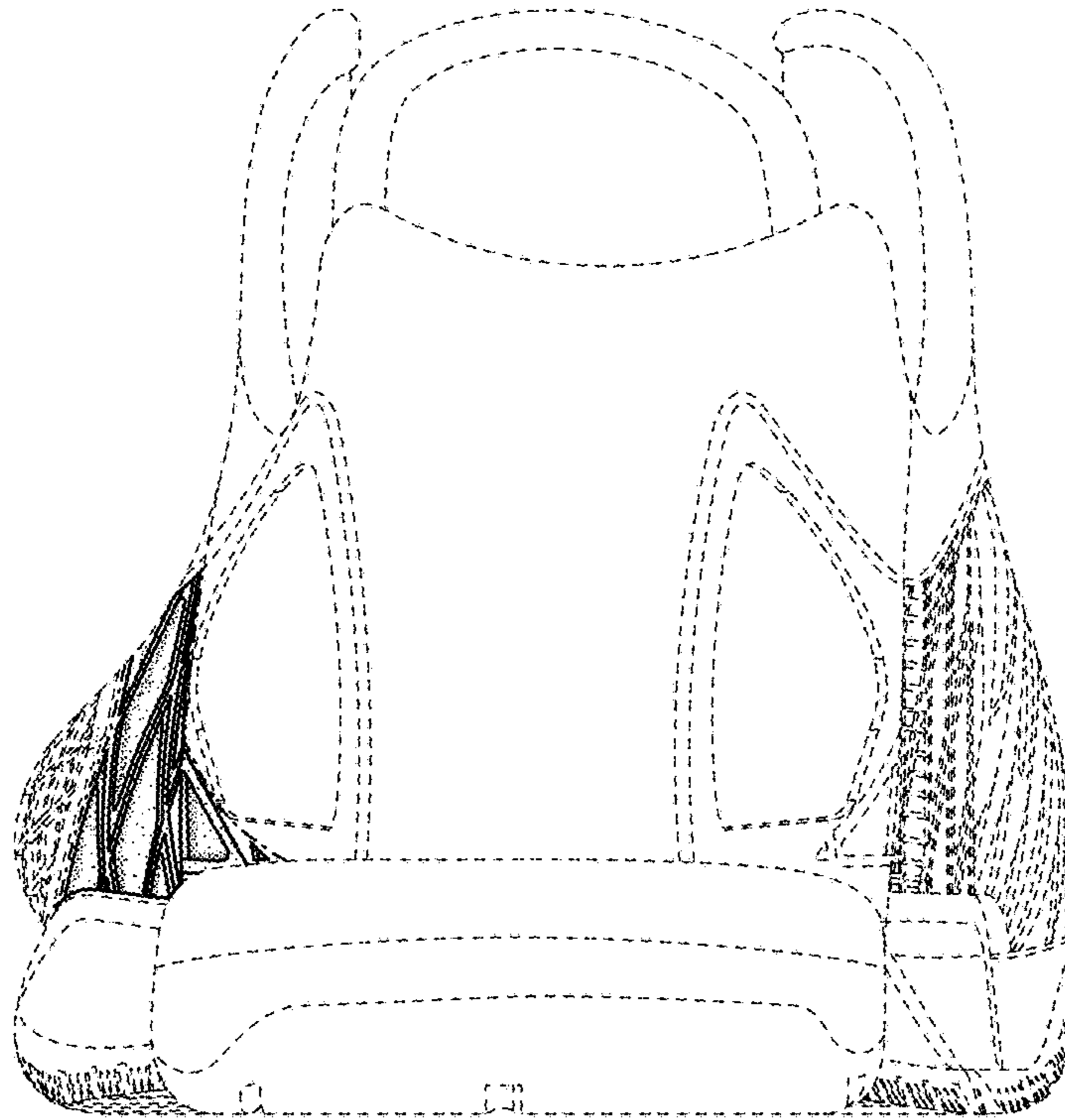


FIG. 7