



US00D791440S

(12) **United States Design Patent**
Ingram

(10) **Patent No.:** **US D791,440 S**
(45) **Date of Patent:** **** Jul. 11, 2017**

(54) **JACKET**

(71) Applicant: **NIKE, Inc.**, Beaverton, OR (US)

(72) Inventor: **Jeffrey K. Ingram**, Portland, OR (US)

(73) Assignee: **NIKE, Inc.**, Beaverton, OR (US)

(**) Term: **15 Years**

(21) Appl. No.: **29/545,773**

(22) Filed: **Nov. 16, 2015**

(51) **LOC (10) Cl.** **02-02**

(52) **U.S. Cl.**

USPC **D2/828**

(58) **Field of Classification Search**

USPC D2/700, 702, 703, 704, 705, 706-709,
D2/713, 714, 717, 720-723, 728, 731,
D2/737, 715, 743, 750, 793, 794,
D2/828-830, 833, 836, 840, 847, 853,
D2/719, 749, 755, 839, 849; D3/211,
D3/271.4; D7/606, 607, 625, 710;
D21/631, 634, 635, 636, 643, 645, 646,
D21/647, 804, 805; D29/100, 101.1,
D29/101.3, 101.4; D30/145
CPC A41B 1/00; A41B 1/06; A41B 1/08; A41B
9/06; A41D 1/02; A41D 1/04; A41D
1/18; A41D 13/0015; A41D 15/00; A41D
15/005; A41D 3/00; A41D 3/02; A41D
3/04; A41D 27/10

See application file for complete search history.

(56) **References Cited**

U.S. PATENT DOCUMENTS

339,920 A	4/1886	Francois
1,657,866 A	1/1928	Mooney
D113,203 S	1/1939	Zucker et al.
D113,204 S	1/1939	Zucker et al.
D115,592 S	7/1939	Shapiro
D118,524 S	1/1940	Zelinka
D139,535 S	11/1944	Bauer

D157,696 S	3/1950	Paque
2,669,721 A	2/1954	Max
D194,967 S	4/1963	Bauer
3,116,489 A	1/1964	Weiss
3,398,406 A	8/1968	Waterbury
3,883,914 A	5/1975	Blair et al.
3,988,780 A	11/1976	Armellino
4,084,264 A	4/1978	Marion

(Continued)

FOREIGN PATENT DOCUMENTS

GB	796879 A	6/1958
WO	0011979 A1	3/2000

OTHER PUBLICATIONS

The Look of Winter: The 2015 NIKE Tech Fleece AEROLOFT Collection: Announced Oct. 15, 2015 [online], site visited Nov. 7, 2016. Available from Internet URL:<http://news.nike.com/news/2015-tech-fleece-aeroloft-collection>.*

(Continued)

Primary Examiner — Mark Goodwin
Assistant Examiner — Melvin Davis
(74) *Attorney, Agent, or Firm* — Shook, Hardy & Bacon L.L.P.

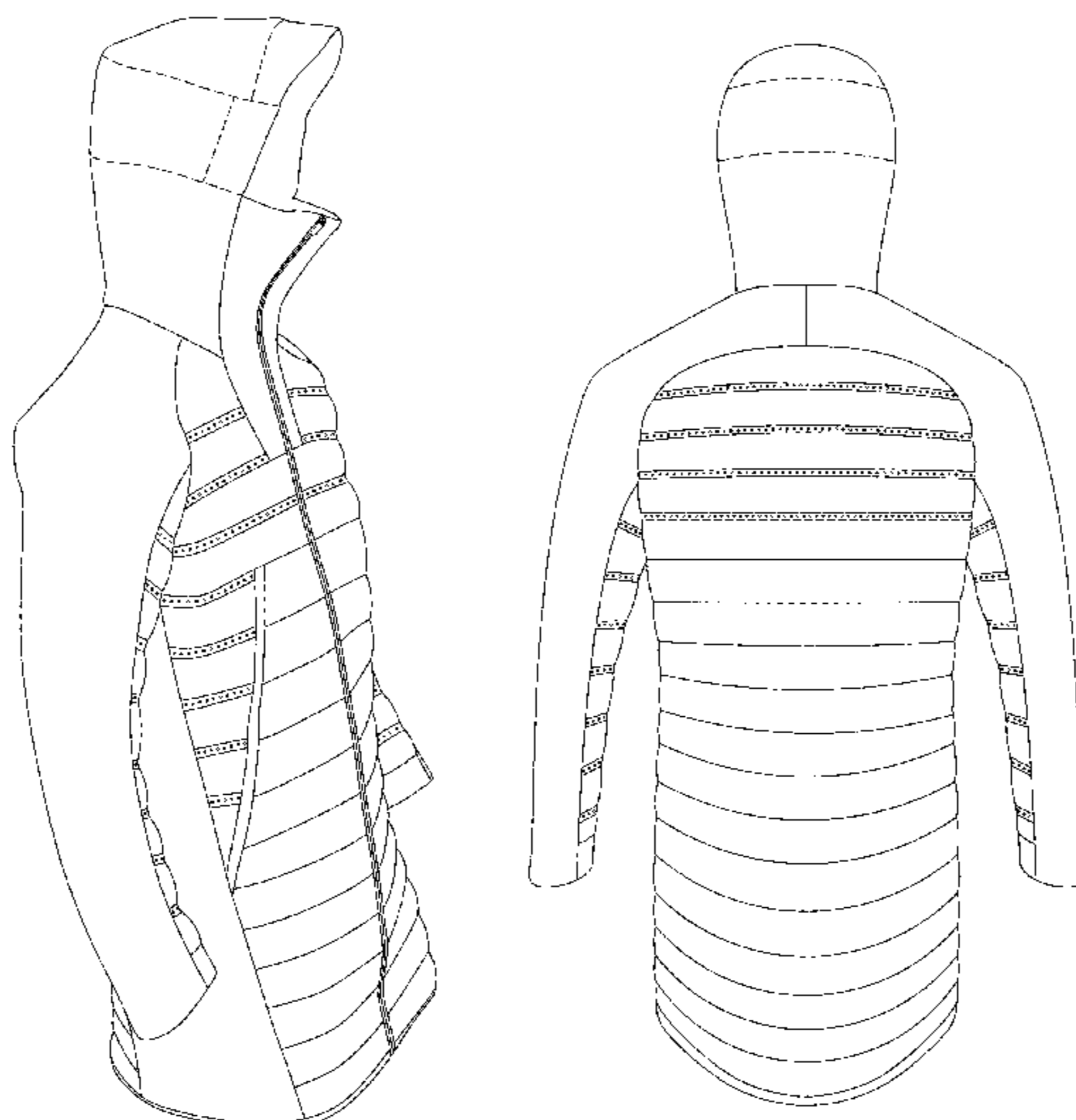
(57) **CLAIM**

The ornamental design for a jacket, as shown and described.

DESCRIPTION

FIG. 1 is a right front perspective view of a jacket according to the present design;
FIG. 2 is a front view thereof;
FIG. 3 is a right side view thereof;
FIG. 4 is a left side view thereof; and,
FIG. 5 is a back view thereof.
The broken lines represent parts of the article that form no part of the claimed design.

1 Claim, 4 Drawing Sheets



(56)

References Cited

U.S. PATENT DOCUMENTS

4,149,272 A 4/1979 Maeshima
 D255,056 S 5/1980 Parsons
 4,602,387 A 7/1986 Zakrzewski
 4,619,622 A 10/1986 McDonald et al.
 D294,305 S * 2/1988 Meek 2/94
 D298,474 S 11/1988 Twede
 5,465,424 A 11/1995 Cudney et al.
 D367,551 S 3/1996 Chalbeck et al.
 D374,329 S 10/1996 Wilde
 D414,913 S 10/1999 Katz et al.
 D478,708 S 8/2003 Miros et al.
 6,654,963 B2 12/2003 Fayle et al.
 D516,777 S 3/2006 Beck
 D541,010 S 4/2007 Boucher
 D580,632 S 11/2008 Adams
 D584,881 S * 1/2009 Curran D2/717
 D618,440 S 6/2010 Parker
 D620,231 S 7/2010 Parker
 D622,032 S 8/2010 Lambertz
 D622,033 S 8/2010 Lambertz
 D622,034 S 8/2010 Lambertz
 D622,035 S 8/2010 Lambertz
 D625,078 S 10/2010 Scott-Curran
 D626,725 S 11/2010 Snyder et al.
 D631,230 S 1/2011 Ruffini
 D633,690 S 3/2011 Tronvold
 D633,691 S 3/2011 Tronvold
 D633,692 S * 3/2011 Lawrence D2/831
 D637,794 S 5/2011 Gosse
 D638,200 S 5/2011 Gorson
 D638,201 S 5/2011 Gosse
 D638,202 S 5/2011 Gosse
 D639,023 S 6/2011 Iamartino et al.
 D641,137 S 7/2011 Evans et al.
 D642,770 S 8/2011 Bengyak
 D643,577 S 8/2011 Bulan et al.
 D653,430 S 2/2012 Pouches
 D654,659 S 2/2012 Scott-Curran
 D654,664 S 2/2012 Evans et al.
 D656,301 S 3/2012 Randall
 D662,282 S 6/2012 Meunier-Bouchard
 D662,285 S 6/2012 Rushworth
 D672,531 S * 12/2012 Kelfer D2/750
 D675,400 S 2/2013 Mertes
 D679,072 S 4/2013 Abbevik et al.
 D685,158 S 7/2013 Lambertz
 D685,159 S 7/2013 Lambertz
 D685,160 S 7/2013 Savage
 D689,262 S 9/2013 Passman
 D689,263 S 9/2013 Passman
 D693,095 S 11/2013 Grant
 D695,491 S 12/2013 Hawkins et al.
 D698,123 S 1/2014 Yu et al.
 D698,525 S 2/2014 Roberts et al.
 D698,526 S 2/2014 Roberts et al.
 D698,528 S 2/2014 Roberts et al.
 D702,920 S 4/2014 Chaney
 D707,423 S 6/2014 Pezzimenti
 D707,424 S 6/2014 Pezzimenti
 D710,573 S 8/2014 Pezzimenti
 D713,128 S 9/2014 Pezzimenti et al.
 D713,620 S 9/2014 Pezzimenti et al.
 D713,621 S 9/2014 Pezzimenti et al.
 D714,022 S 9/2014 Mong et al.
 D714,526 S 10/2014 Ingram
 9,392,825 B2 * 7/2016 Pezzimenti A41D 27/28
 D770,136 S * 11/2016 Darmour D2/828
 2004/0153012 A1 8/2004 Schroeder
 2007/0294800 A1 * 12/2007 Huang A41D 3/00
 2/97
 2010/0031415 A1 * 2/2010 Shadid A41D 13/0012
 2/87
 2013/0276201 A1 10/2013 Pezzimenti
 2015/0223527 A1 * 8/2015 Arora A41D 13/0125
 2/86

2016/0015104 A1 * 1/2016 Edwards A41D 1/002
 2/94
 2016/0029725 A1 * 2/2016 Dee A41D 31/0038
 2/85
 2016/0150847 A1 * 6/2016 Johnson A42C 5/04
 2/84
 2016/0242474 A1 * 8/2016 Baschak A41D 13/0015

OTHER PUBLICATIONS

Design U.S. Appl. No. 29/545,772, filed Nov. 16, 2015, Jeff Ingram, Inventor.
 Design U.S. Appl. No. 29/545,769, filed Nov. 16, 2015, Rob Darmour, Inventor.
 Design U.S. Appl. No. 29/545,771, filed Nov. 16, 2015, Jeff Ingram, Inventor.
 Design U.S. Appl. No. 29/545,775, filed Nov. 16, 2015, Rob Darmour, Inventor.
 Design U.S. Appl. No. 29/545,777, filed Nov. 16, 2015, Rob Darmour, Inventor.
 Design U.S. Appl. No. 29/545,773, filed Nov. 16, 2015, Jeff Ingram, Inventor.
 Design U.S. Appl. No. 29/545,791, filed Nov. 16, 2015, Adriana Moreno, Inventor.
 Design U.S. Appl. No. 29/545,742, filed Nov. 16, 2015, Jeff Ingram, Inventor.
 Design U.S. Appl. No. 29/545,743, filed Nov. 16, 2015, Jeff Ingram, Inventor.
 Design U.S. Appl. No. 29/545,744, filed Nov. 16, 2015, Jeff Ingram, Inventor.
 Design U.S. Appl. No. 29/545,746, filed Nov. 16, 2015, Jeff Ingram, Inventor.
 Design U.S. Appl. No. 29/545,748, filed Nov. 16, 2015, Jeff Ingram, Inventor.
 Design U.S. Appl. No. 29/545,739, filed Nov. 16, 2015, Jeff Ingram, Inventor.
 Design U.S. Appl. No. 29/528,454, filed May 28, 2015, Jeff Ingram, Inventor.
 Design U.S. Appl. No. 29/528,457, filed May 28, 2015, Jeff Ingram, Inventor.
 Design U.S. Appl. No. 29/545,818, filed Nov. 16, 2015, Shelia Van Sisseran, Inventor.
 Design U.S. Appl. No. 29/528,462, filed May 28, 2015, Jeff Ingram, Inventor.
 Design U.S. Appl. No. 29/528,467, filed May 28, 2015, Jeff Ingram, Inventor.
 Design U.S. Appl. No. 29/528,453, filed May 28, 2015, Jeff Ingram, Inventor.
 Design U.S. Appl. No. 29/528,458, filed May 28, 2015, Jeff Ingram, Inventor.
 Design U.S. Appl. No. 29/541,954, filed Oct. 9, 2015, Sheliah Van Sisseran, Inventor.
 Design U.S. Appl. No. 29/541,962, filed Oct. 9, 2015, Sheliah Van Sisseran, Inventor.
 Design U.S. Appl. No. 29/541,972, filed Oct. 9, 2015, Sheliah Van Sisseran, Inventor.
 Design U.S. Appl. No. 29/541,978, filed Oct. 9, 2015, Sheliah Van Sisseran, Inventor.
 Design U.S. Appl. No. 29/541,952, filed Oct. 9, 2015, Sheliah Van Sisseran, Inventor.
 Design U.S. Appl. No. 29/541,970, filed Oct. 9, 2015, Sheliah Van Sisseran, Inventor.
 Design U.S. Appl. No. 29/541,973, filed Oct. 9, 2015, Sheliah Van Sisseran, Inventor.
 Design U.S. Appl. No. 29/541,977, filed Oct. 9, 2015, Sheliah Van Sisseran, Inventor.
 Design U.S. Appl. No. 29/541,983, filed Oct. 9, 2015, Sheliah Van Sisseran, Inventor.
 Design U.S. Appl. No. 29/545,811, filed Nov. 16, 2015, Shelia Van Sisseran, Inventor.
 Design U.S. Appl. No. 29/545,813, filed Nov. 16, 2015, Shelia Van Sisseran, Inventor.

(56)

References Cited

OTHER PUBLICATIONS

Design U.S. Appl. No. 29/545,809, filed Nov. 16, 2015, Shelia Van Sisseran, Inventor.

* cited by examiner

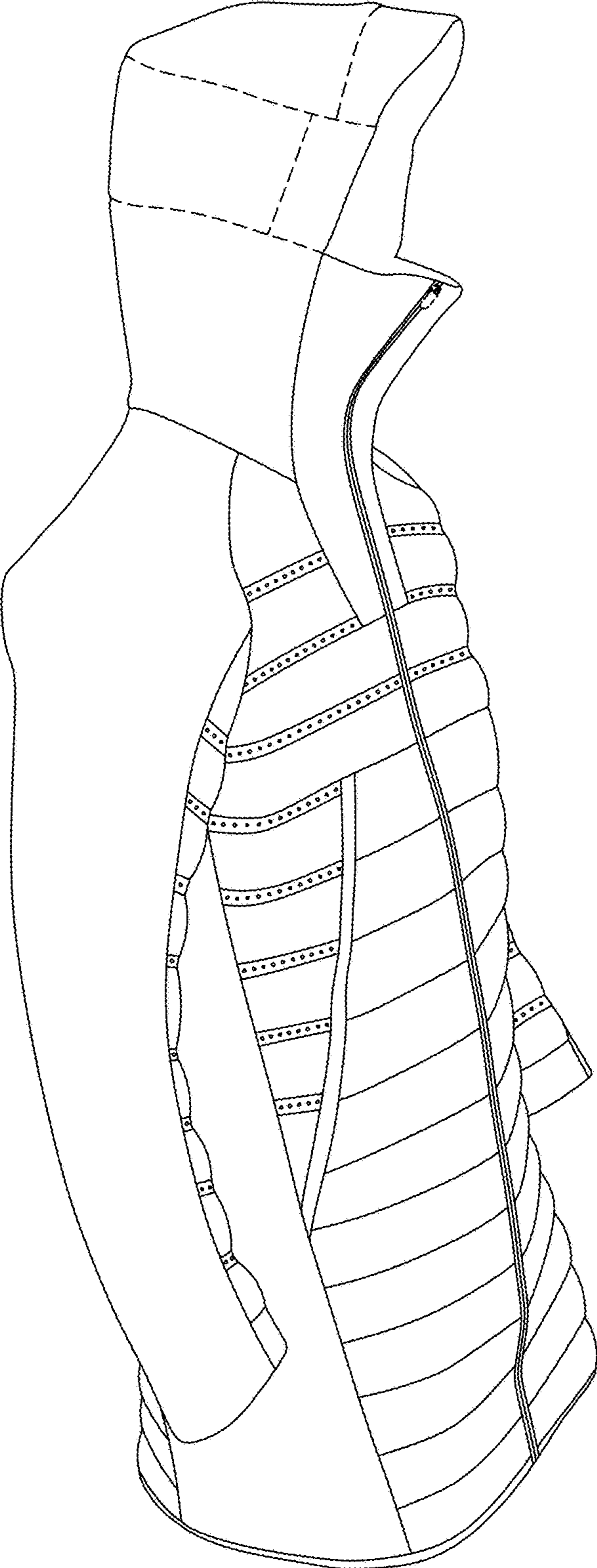


FIG. 1

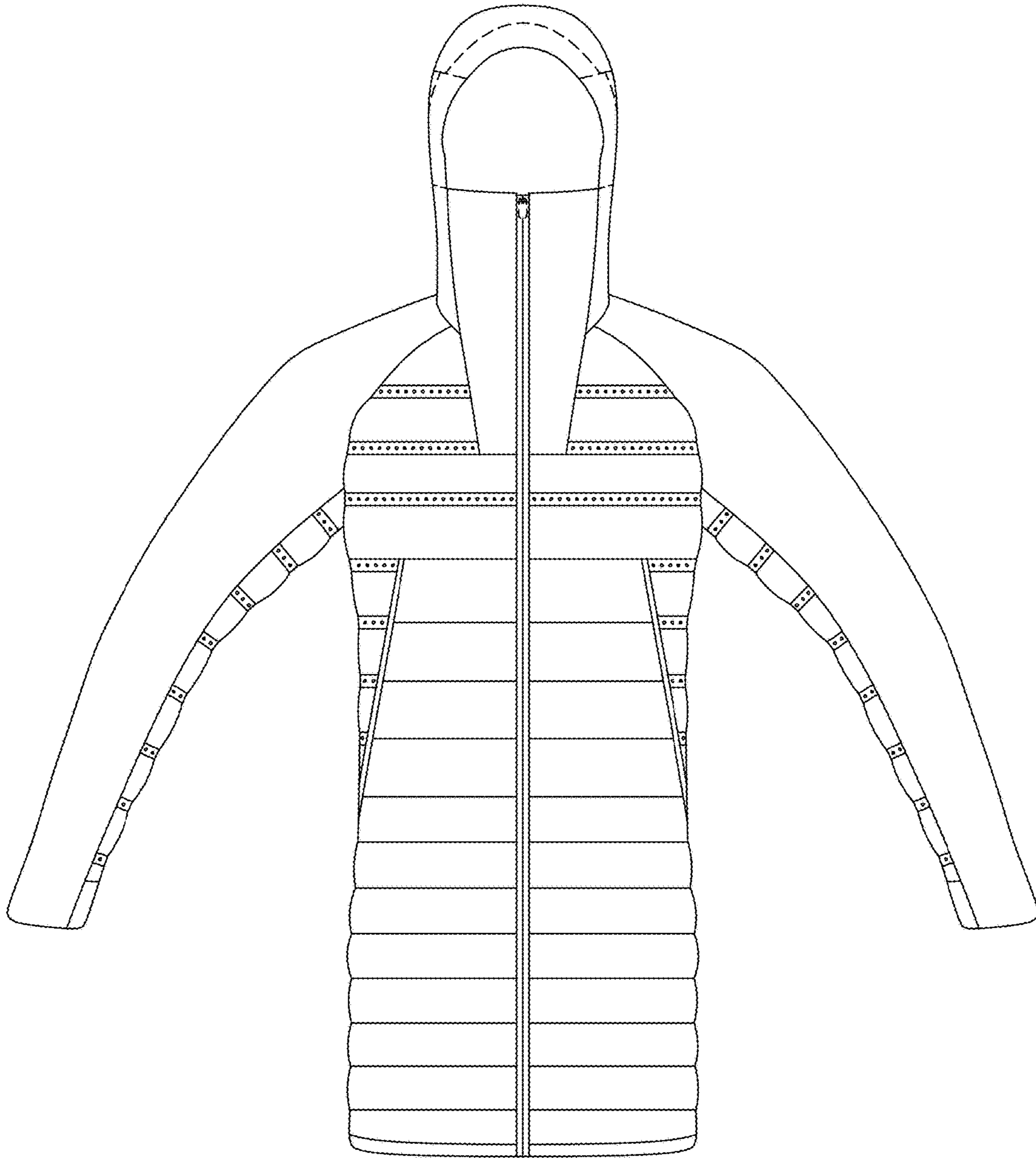


FIG. 2

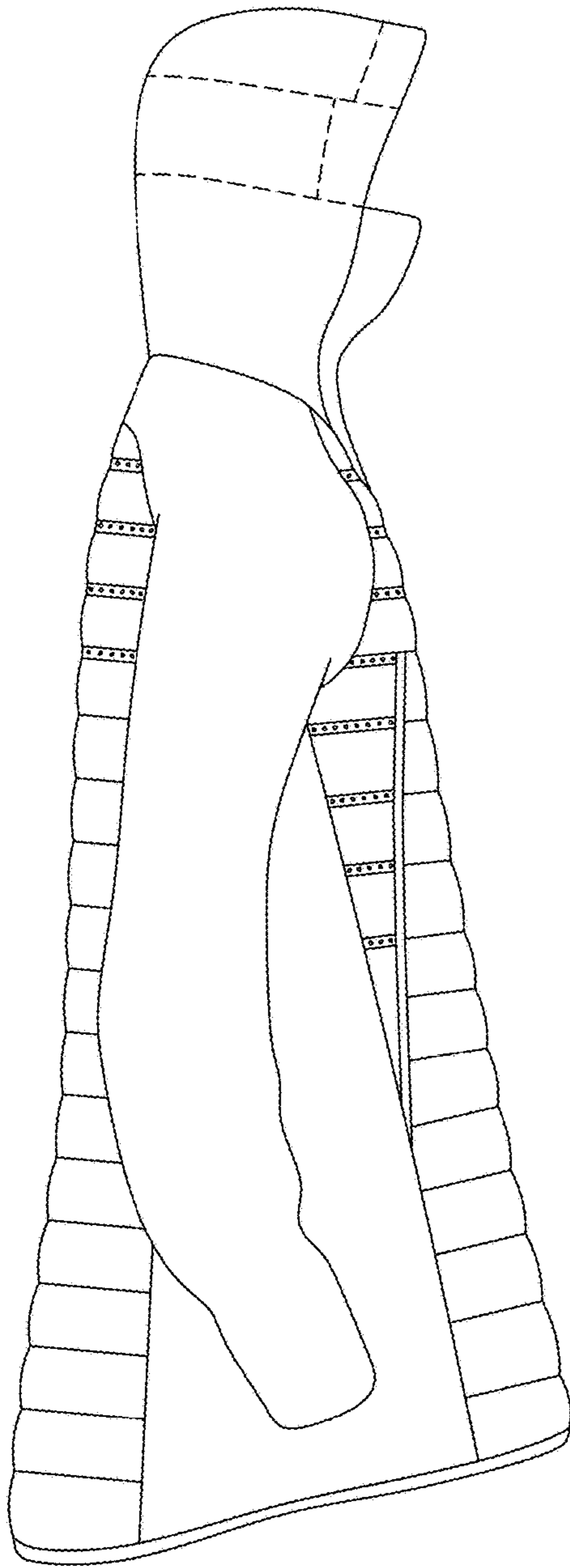


FIG. 3

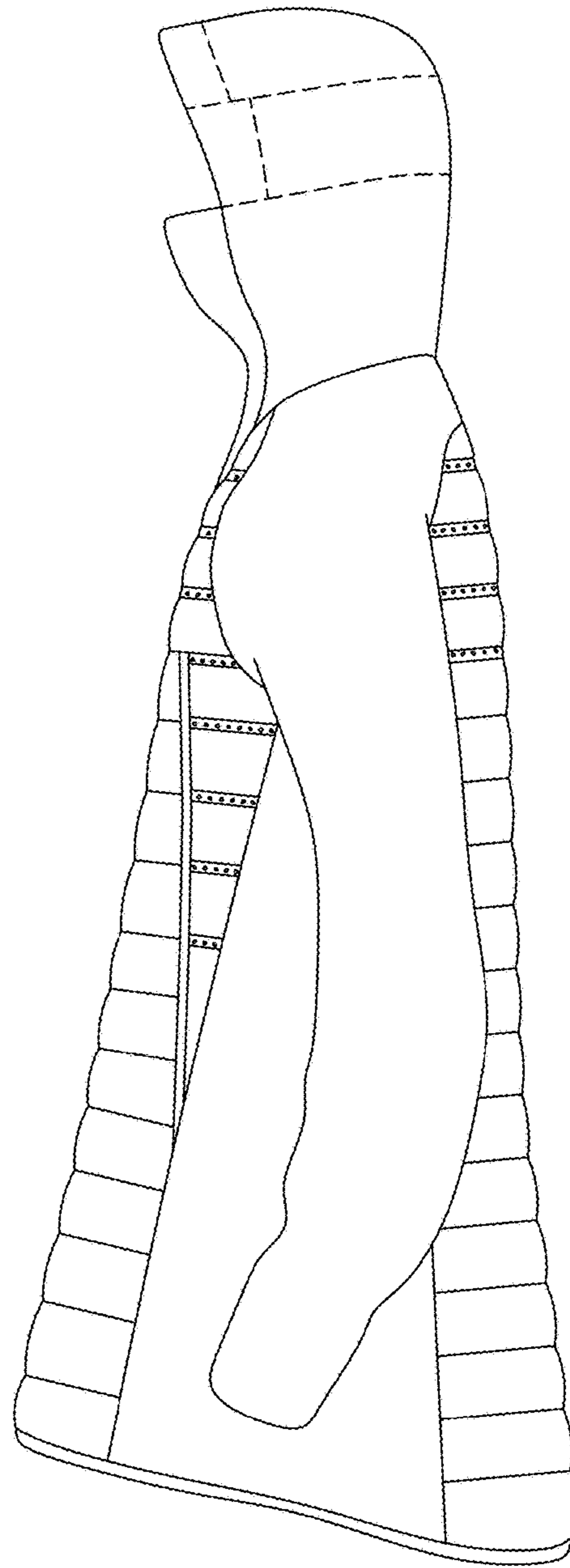


FIG. 4

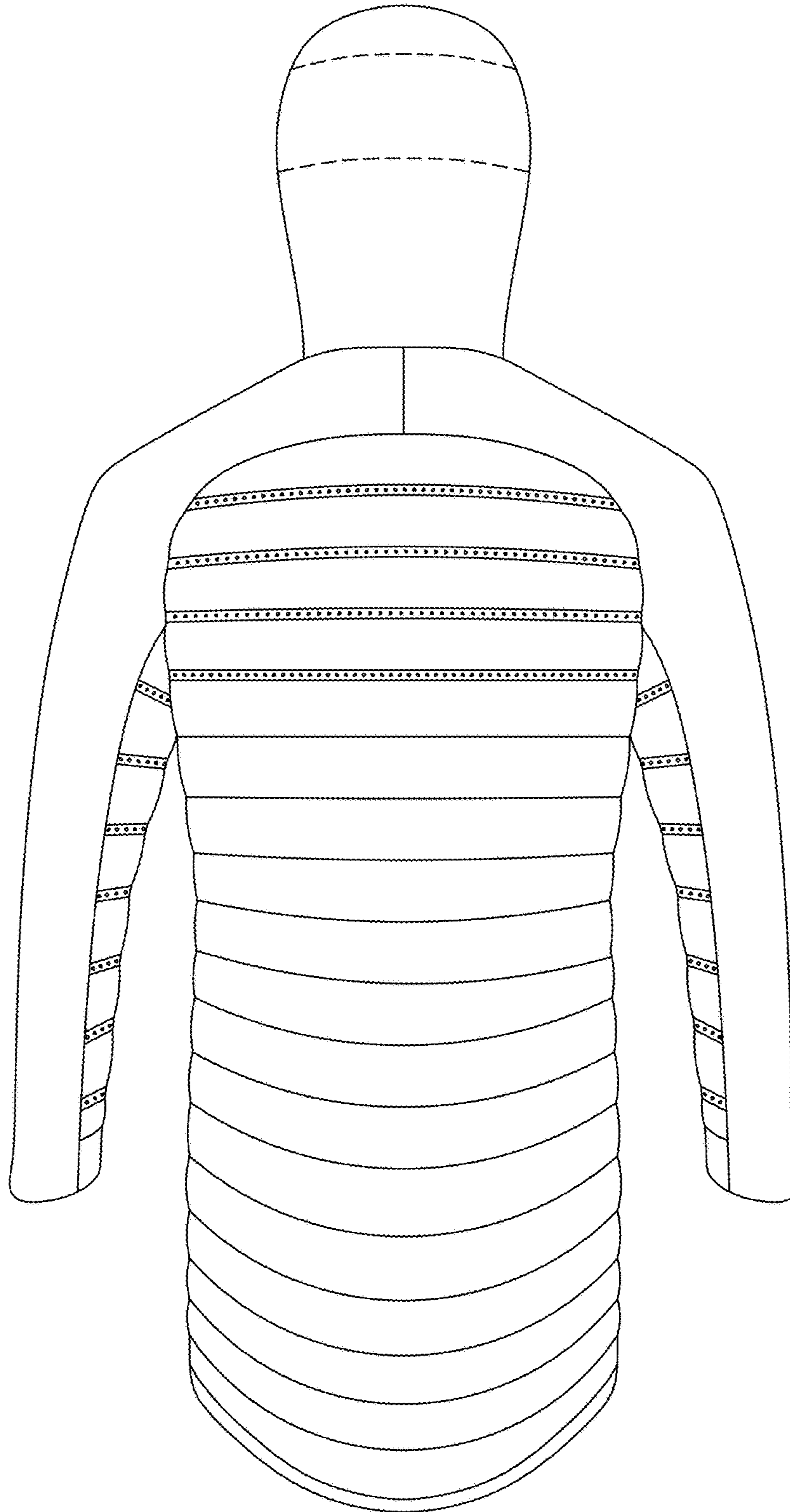


FIG. 5

UNITED STATES PATENT AND TRADEMARK OFFICE
CERTIFICATE OF CORRECTION

PATENT NO. : D791,440 S
APPLICATION NO. : 29/545773
DATED : July 11, 2017
INVENTOR(S) : Jeffrey K. Ingram

Page 1 of 1

It is certified that error appears in the above-identified patent and that said Letters Patent is hereby corrected as shown below:

In the Description:

Line 5: "thereof; and," should read --thereof; and--.

Signed and Sealed this
Seventeenth Day of October, 2017



Joseph Matal
*Performing the Functions and Duties of the
Under Secretary of Commerce for Intellectual Property and
Director of the United States Patent and Trademark Office*