



US00D791393S

(12) **United States Design Patent**
Donner

(10) **Patent No.:** **US D791,393 S**

(45) **Date of Patent:** **** Jul. 4, 2017**

(54) **LAMP**

(71) Applicant: **Avital Tamar Donner**, Woodmere, NY
(US)

(72) Inventor: **Avital Tamar Donner**, Woodmere, NY
(US)

(**) Term: **15 Years**

(21) Appl. No.: **29/553,473**

(22) Filed: **Feb. 2, 2016**

(51) **LOC (10) Cl.** **26-03**

(52) **U.S. Cl.**
USPC **D26/110**

(58) **Field of Classification Search**
USPC D26/24, 93, 106, 108, 110, 112, 104
CPC F21S 6/00; F21S 6/002; F21S 6/004; F21S
6/008; F21S 8/00; F21S 10/00; F21V
21/02; F21V 2131/30; F21Y 2105/00
See application file for complete search history.

(56) **References Cited**

U.S. PATENT DOCUMENTS

D191,280 S *	9/1961	Hansen	D26/110
D200,172 S *	1/1965	Beck	D26/106
D348,325 S *	6/1994	Segill	D26/110
5,541,824 A *	7/1996	Perkins	B44F 1/00 362/163
D381,110 S *	7/1997	Wang	D26/110

D385,055 S *	10/1997	Hutton	D26/110
D494,304 S *	8/2004	Curtin	D26/110
D509,018 S *	8/2005	Barbeta	D26/112
D768,909 S *	10/2016	Maier	D26/110

* cited by examiner

Primary Examiner — Brian N Vinson

(74) *Attorney, Agent, or Firm* — Irah H. Donner

(57) **CLAIM**

The ornamental design for a lamp, as shown and described.

DESCRIPTION

FIG. 1 is a front elevational view of a lamp showing my new design, the rear and side elevational views being identical in appearance;

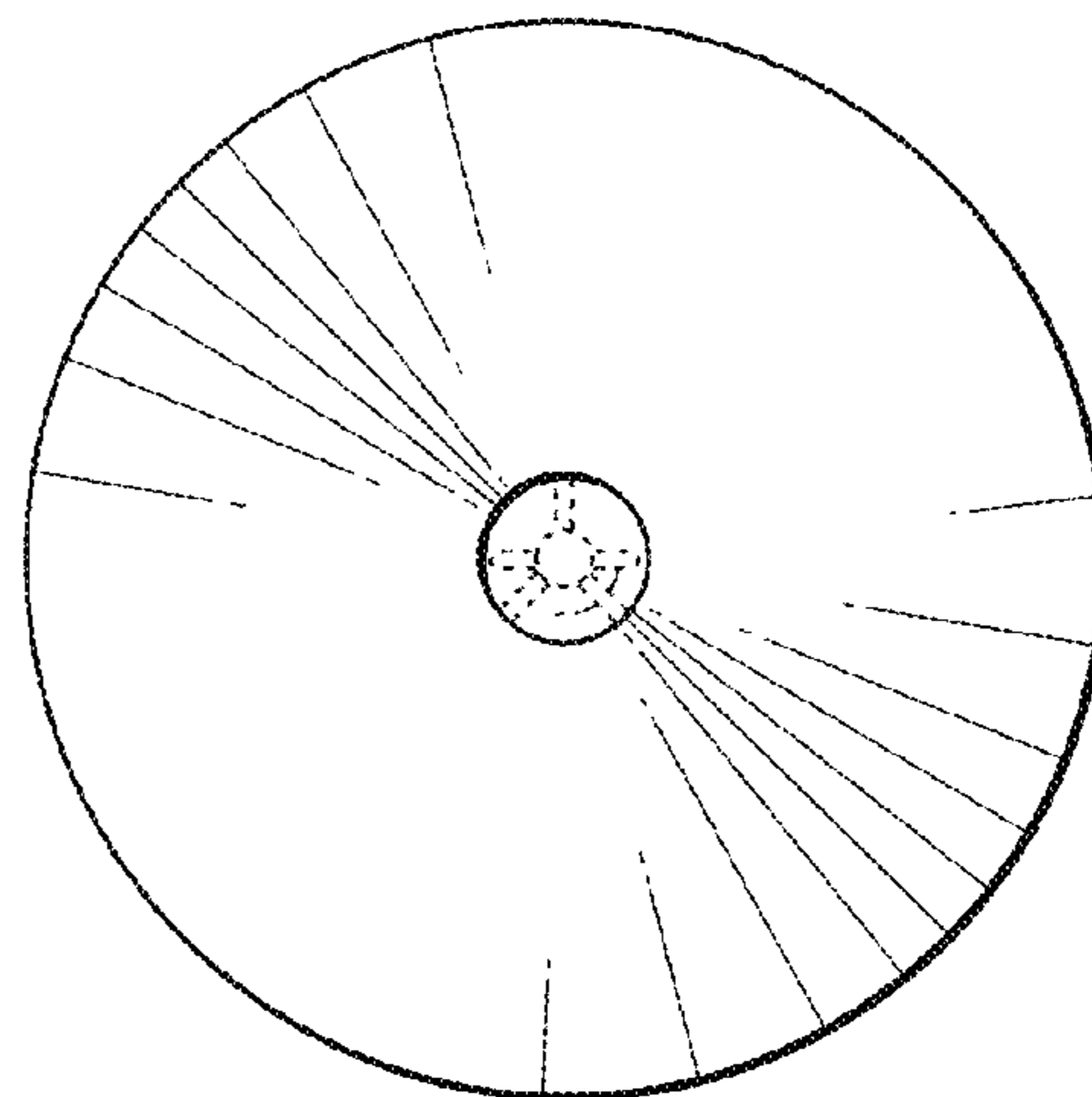
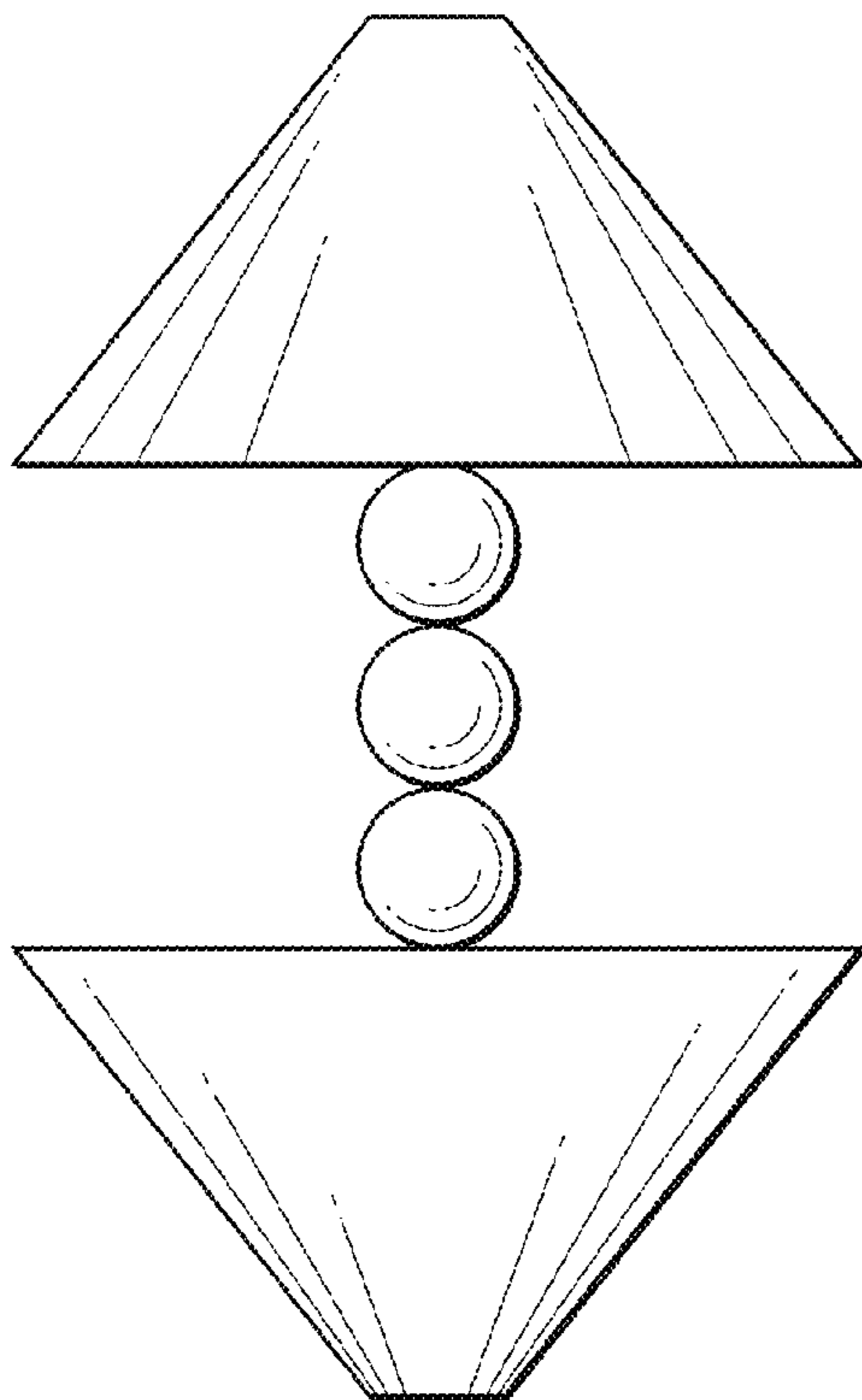
FIG. 2 is a top plan view thereof, the bottom plan view being identical in appearance;

FIG. 3 is a front elevational view thereof, with the shade portions removed, the broken line disclosure representing portions of the lamp which form no part of the claimed design, and the rear elevational view being identical in appearance; and,

FIG. 4 is a top plan view thereof; with the shade portions removed, the broken line disclosure representing portions of the lamp which form no part of the claimed design, and the bottom plan view being identical in appearance.

The dashed broken lines shown in the drawings illustrate environmental features that form no part of the claimed design.

1 Claim, 2 Drawing Sheets



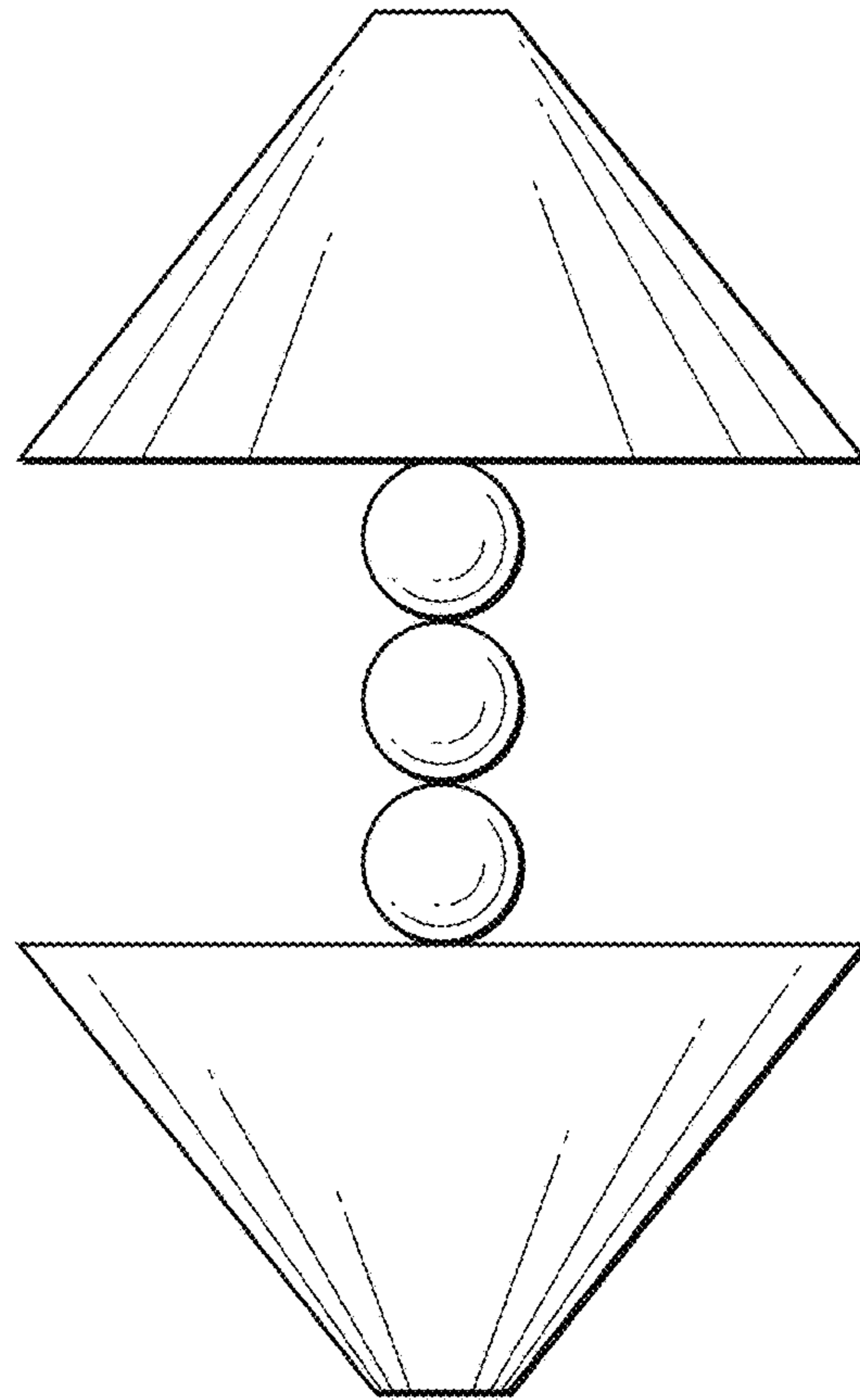


FIG. 1

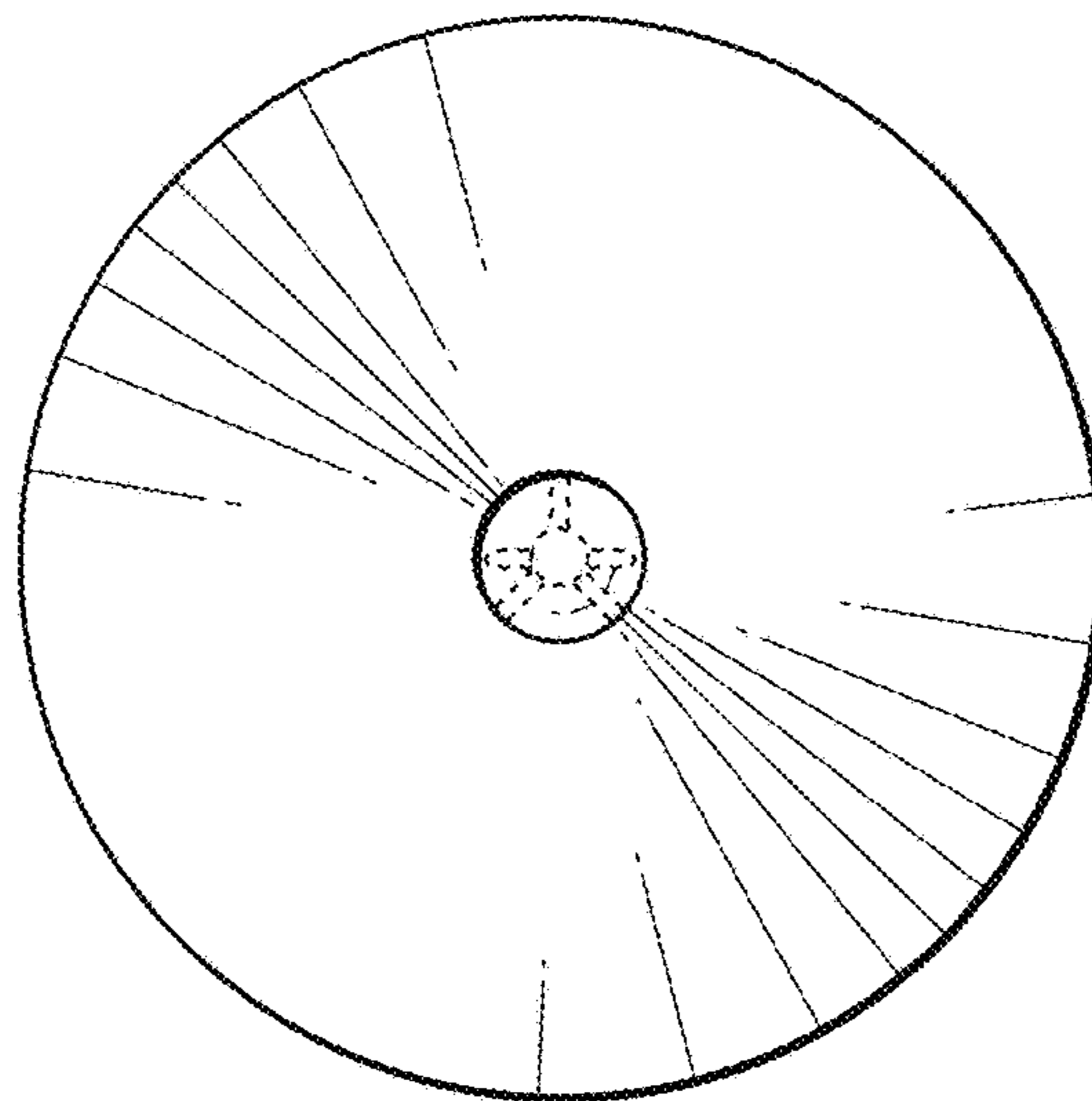


FIG. 2

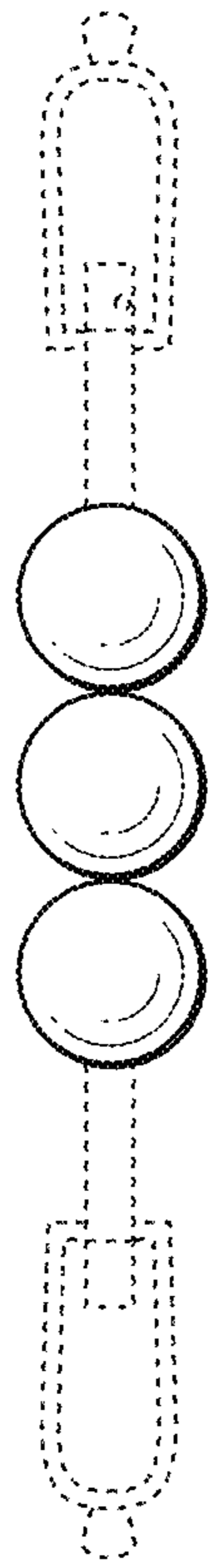


FIG. 3

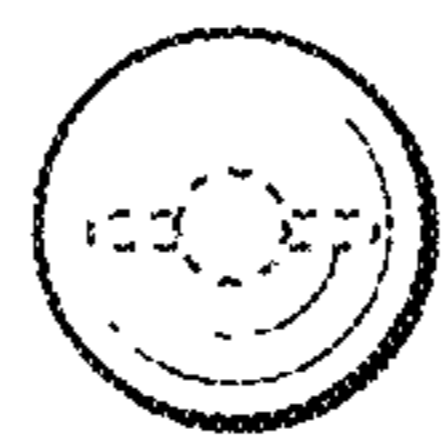


FIG. 4